ESTUDIO DE SINTONIZACIÓN DE ESTABILIZADORES DE SISTEMAS DE POTENCIA (PSS)

ANEXO B Informe Final

GERENCIA DE OPERACIÓN

Junio 2024

Estudio de Sintonización de Estabilizadores de Sistemas de Potencia (PSS)
Informe preparado por el Departamento de Estudios Eléctricos

Rev.	Fecha	Comentario	Realizó	Revisó / Aprobó
1	19-04-2024	Anexo B Informe Preliminar	Carlos Alvear Hernán Barra C. Michelle Cajas R. Marcelo Cifuentes R. Carlos Prieto C	Eugenio Quintana Víctor Velar
2	05-06-2024	Anexo B Informe Final	Carlos Alvear Hernán Barra C. Michelle Cajas R. Marcelo Cifuentes R. Carlos Prieto C	Eugenio Quintana Víctor Velar

Índice

17 RESULTADOS SIMULACIONES DINÁMICAS 4

17.1 E1 2024_03_04 DA 16 Hrs.- Los Changos – Parinas 500kV 4

17.2 E1 2024_03_04 DA 16 Hrs.- Nueva Pan de Azúcar - Polpaico 500kV 25

17.3 E1 2024_03_04 DA 16 Hrs.- Ancoa - Charrúa 500kV 46

17.4 E2 2024_12_09 DA 22 Hrs.- Los Changos - Parinas 500Kv 66

17.5 E2 2024_12_09 DA 22 Hrs.- Nueva Pan de Azúcar - Polpaico 500kV 87

17.6 E2 2024_12_09 DA 22 Hrs.- Ancoa - Charrúa 500kV 108

17.7 E3 2024_04_07 DB 19 Hrs.- Los Changos - Parinas 500kV 129

17.8 E3 2024_04_07 DB 19 Hrs.- Nueva Pan de Azúcar - Polpaico 500kV 152

17.9 E3 2024_04_07 DB 19 Hrs.- Ancoa - Charrúa 500kV 173

17.10 E4 2024_12_09 DB 5 Hrs.- Los Changos - Parinas 500kV 194

17.11 E4 2024_12_09 DB 5 Hrs.- Nueva Pan de Azúcar - Polpaico 500kV 215

17.12 E4 2024_12_09 DB 5 Hrs.- Ancoa - Charrúa 500kV 236

17 RESULTADOS SIMULACIONES DINÁMICAS

17.1 E1 2024_03_04 DA 16 Hrs.- Los Changos – Parinas 500kV

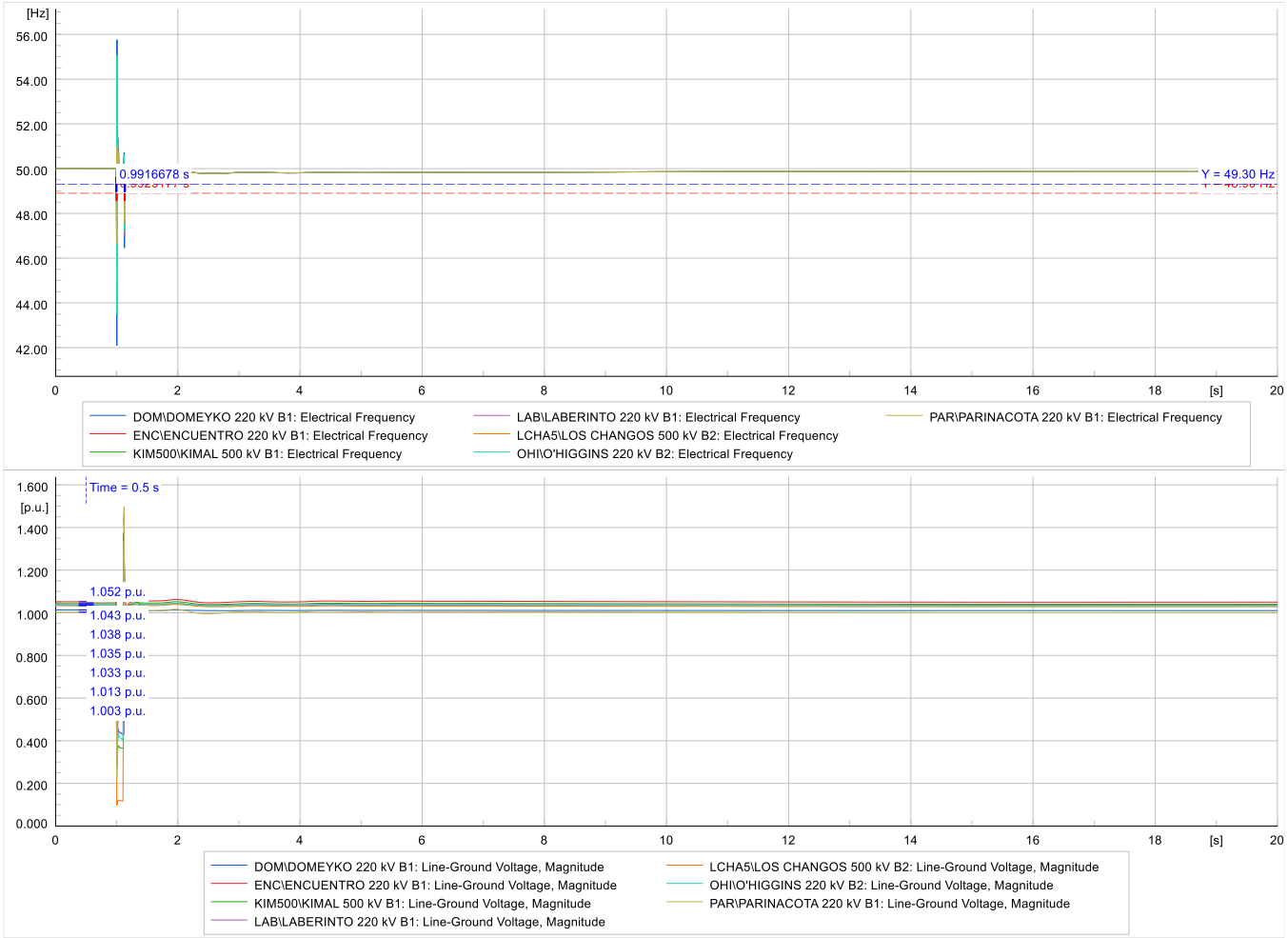

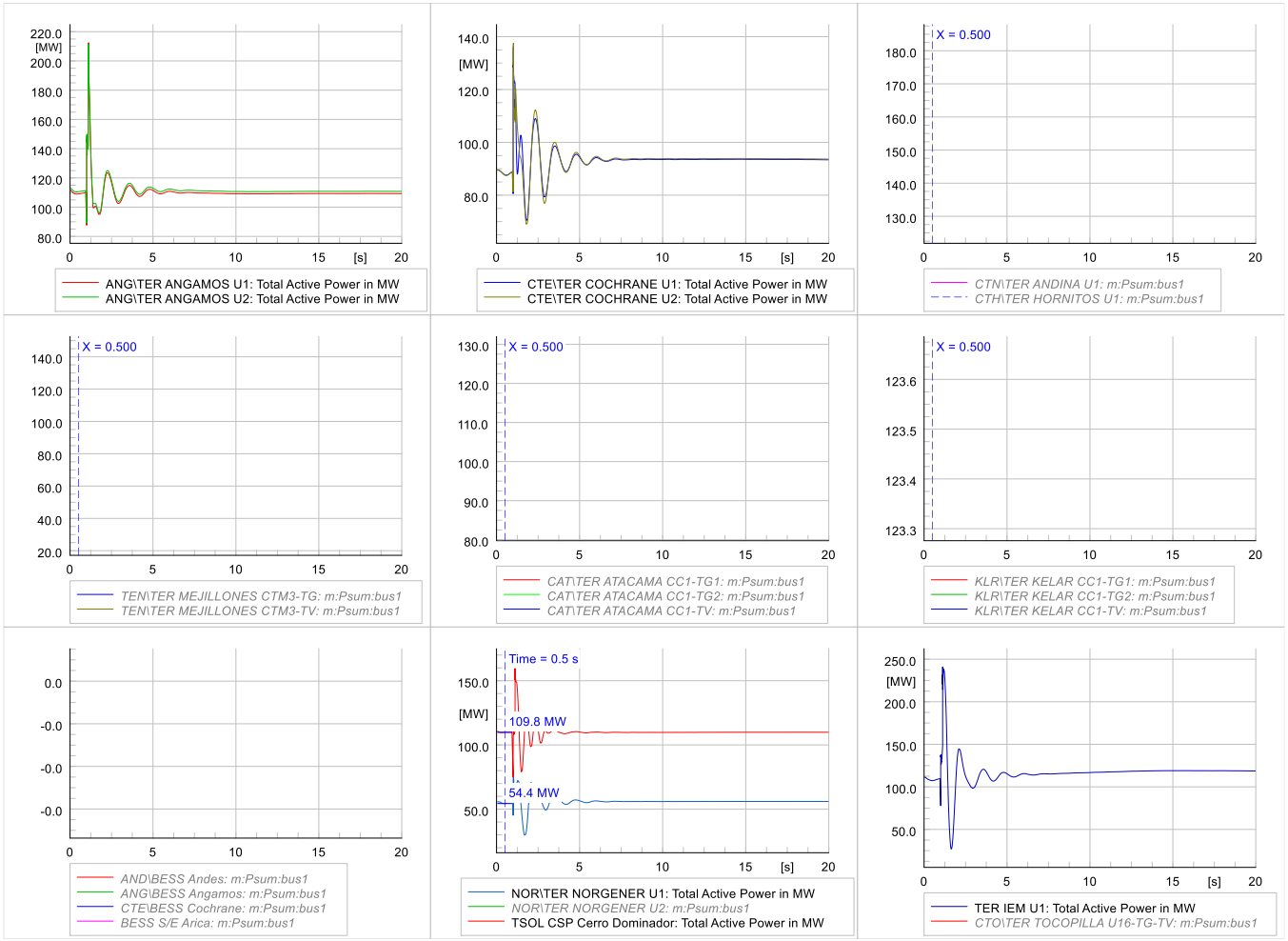
ANG\TER ANGAMOS U1: Total Active Power in MW
ANG\TER ANGAMOS U2: Total Active Power in MW
CTE\TER COCHRANE U1: Total Active Power in MW
CTE\TER COCHRANE U2: Total Active Power in MW
X = 0.500
CTN\TER ANDINA U1: m:Psum:bus1
CTH\TER HORNITOS U1: m:Psum:bus1
TEN\TER MEJILLONES CTM3-TG: m:Psum:bus1
TEN\TER MEJILLONES CTM3-TV: m:Psum:bus1
CAT\TER ATACAMA CC1-TG1: m:Psum:bus1
CAT\TER ATACAMA CC1-TG2: m:Psum:bus1
CAT\TER ATACAMA CC1-TV: m:Psum:bus1
KLR\TER KELAR CC1-TG1: m:Psum:bus1
KLR\TER KELAR CC1-TG2: m:Psum:bus1
KLR\TER KELAR CC1-TV: m:Psum:bus1
AND\BESS Andes: m:Psum:bus1
ANG\BESS Angamos: m:Psum:bus1
CTE\BESS Cochrane: m:Psum:bus1
BESS S/E Arica: m:Psum:bus1
Time = 0.5 s
109.8 MW
54.4 MW
NOR\TER NORGENER U1: Total Active Power in MW
NOR\TER NORGENER U2: m:Psum:bus1
TSOL CSP Cerro Dominador: Total Active Power in MW
TER IEM U1: Total Active Power in MW
CTO\TER TOCOPILLA U16-TG-TV: m:Psum:bus1

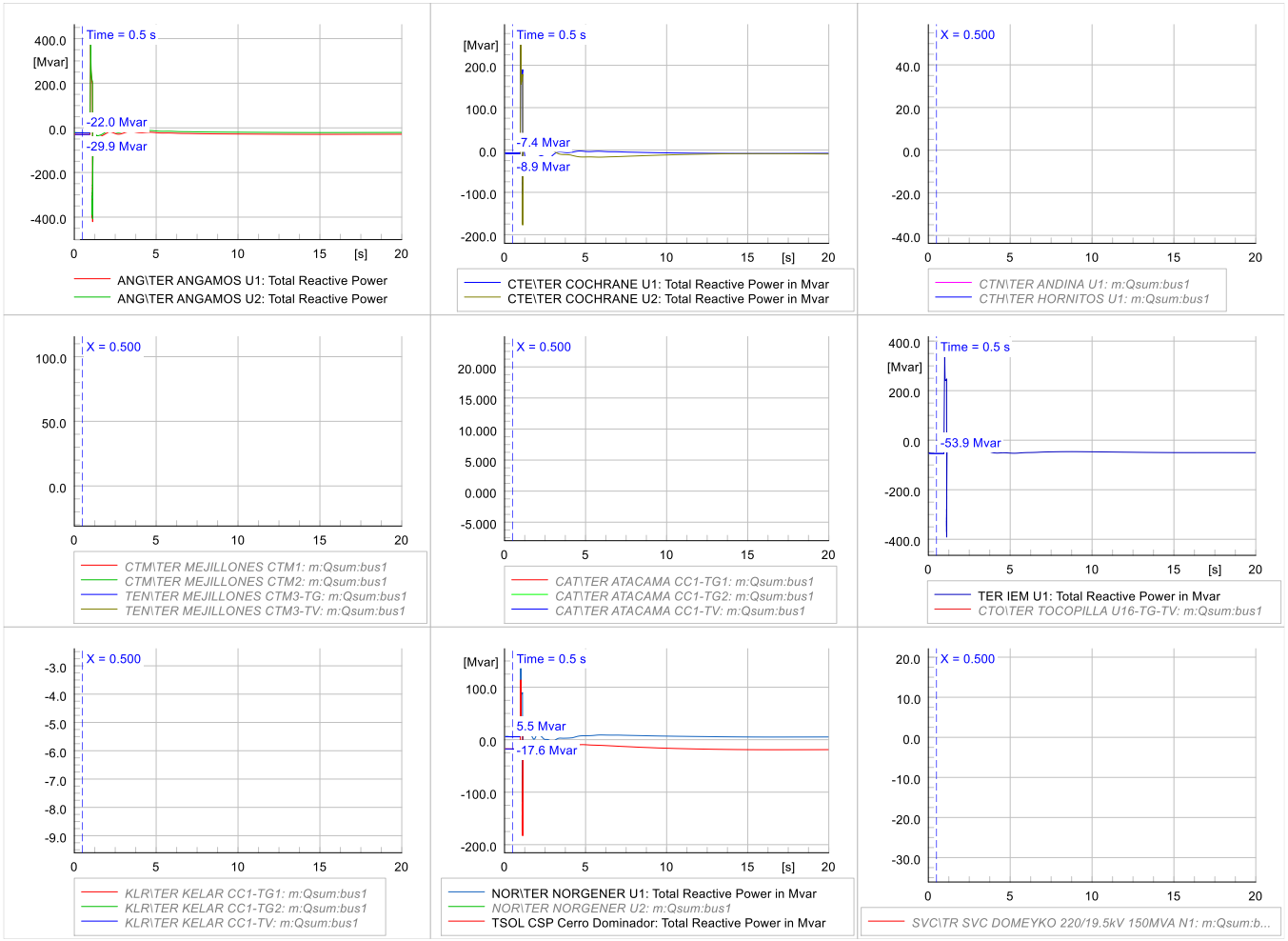
Time = 0.5 s
-22.0 Mvar
-29.9 Mvar
ANG\TER ANGAMOS U1: Total Reactive Power
ANG\TER ANGAMOS U2: Total Reactive Power
Time = 0.5 s
-7.4 Mvar
-8.9 Mvar
CTE\TER COCHRANE U1: Total Reactive Power in Mvar
CTE\TER COCHRANE U2: Total Reactive Power in Mvar
X = 0.500
CTN\TER ANDINA U1: m:Qsum:bus1
CTH\TER HORNITOS U1: m:Qsum:bus1
X = 0.500
CTM\TER MEJILLONES CTM1: m:Qsum:bus1
CTM\TER MEJILLONES CTM2: m:Qsum:bus1
TEN\TER MEJILLONES CTM3-TG: m:Qsum:bus1
TEN\TER MEJILLONES CTM3-TV: m:Qsum:bus1
X = 0.500
CAT\TER ATACAMA CC1-TG1: m:Qsum:bus1
CAT\TER ATACAMA CC1-TG2: m:Qsum:bus1
CAT\TER ATACAMA CC1-TV: m:Qsum:bus1
Time = 0.5 s
-53.9 Mvar
TER IEM U1: Total Reactive Power in Mvar
CTO\TER TOCOPILLA U16-TG-TV: m:Qsum:bus1
X = 0.500
KLR\TER KELAR CC1-TG1: m:Qsum:bus1
KLR\TER KELAR CC1-TG2: m:Qsum:bus1
KLR\TER KELAR CC1-TV: m:Qsum:bus1
Time = 0.5 s
5.5 Mvar
-17.6 Mvar
NOR\TER NORGENER U1: Total Reactive Power in Mvar
NOR\TER NORGENER U2: m:Qsum:bus1
TSOL CSP Cerro Dominador: Total Reactive Power in Mvar
X = 0.500
SVC\TR SVC DOMEYKO 220/19.5kV 150MVA N1: m:Qsum:b...

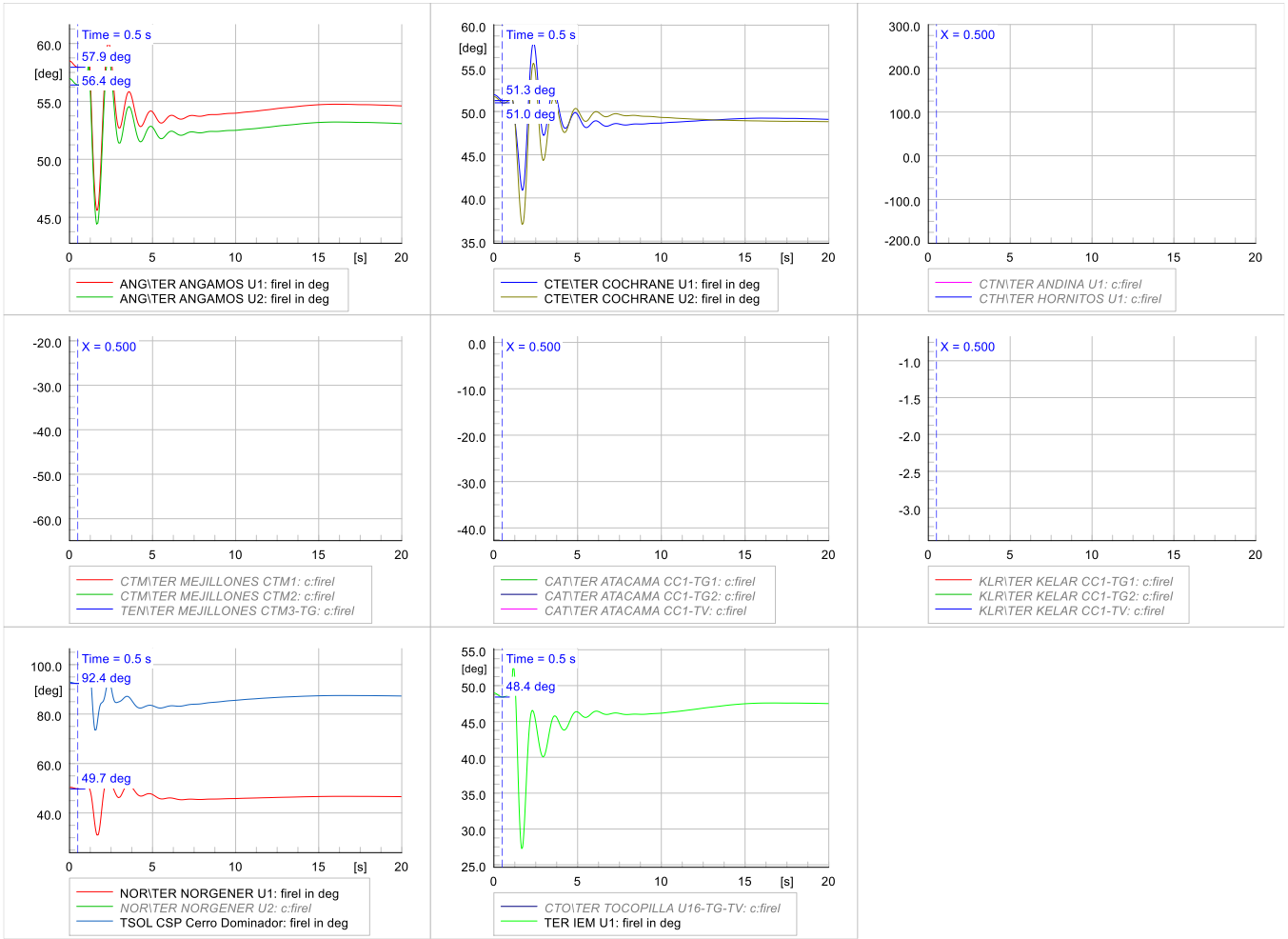
Time = 0.5 s
57.9 deg
56.4 deg
[deg]
[s]
ANG\TER ANGAMOS U1: firel in deg
ANG\TER ANGAMOS U2: firel in deg
Time = 0.5 s
51.3 deg
51.0 deg
CTE\TER COCHRANE U1: firel in deg
CTE\TER COCHRANE U2: firel in deg
X = 0.500
CTN\TER ANDINA U1: c:firel
CTH\TER HORNITOS U1: c:firel
X = 0.500
CTM\TER MEJILLONES CTM1: c:firel
CTM\TER MEJILLONES CTM2: c:firel
TEN\TER MEJILLONES CTM3-TG: c:firel
X = 0.500
CAT\TER ATACAMA CC1-TG1: c:firel
CAT\TER ATACAMA CC1-TG2: c:firel
CAT\TER ATACAMA CC1-TV: c:firel
X = 0.500
KLR\TER KELAR CC1-TG1: c:firel
KLR\TER KELAR CC1-TG2: c:firel
KLR\TER KELAR CC1-TV: c:firel
Time = 0.5 s
92.4 deg
49.7 deg
NOR\TER NORGENER U1: firel in deg
NOR\TER NORGENER U2: c:firel
TSOL CSP Cerro Dominador: firel in deg
Time = 0.5 s
48.4 deg
CTO\TER TOCOPILLA U16-TG-TV: c:firel
TER IEM U1: firel in deg

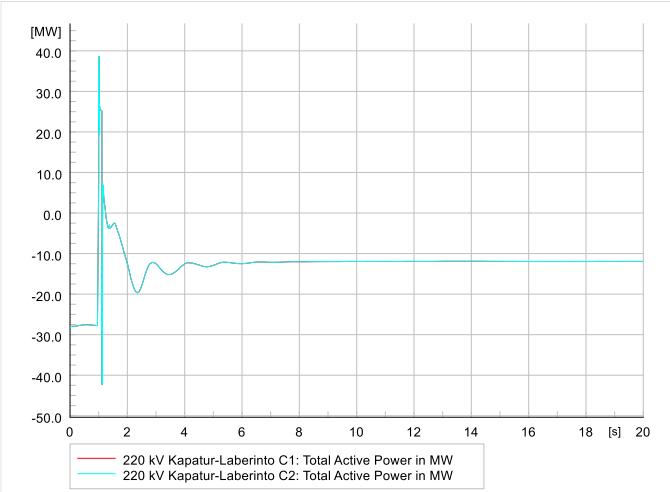
[MW]
40.0
30.0
20.0
10.0
0.0
-10.0
-20.0
-30.0
-40.0
-50.0
0 2 4 6 8 10 12 14 16 18 [s] 20
220 kV Kapatur-Laberinto C1: Total Active Power in MW
220 kV Kapatur-Laberinto C2: Total Active Power in MW

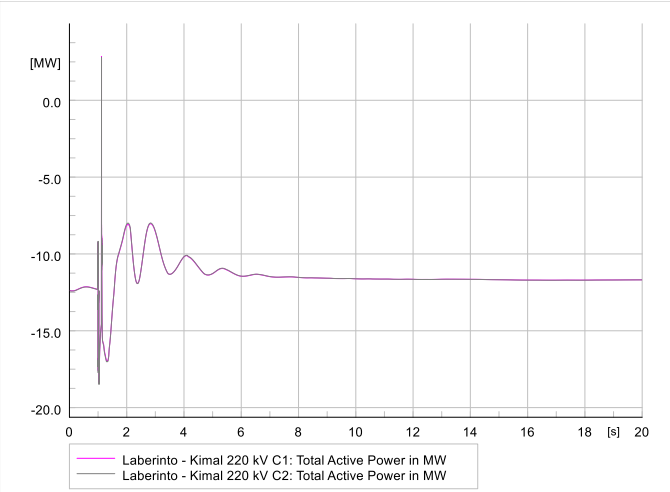
[MW]
0.0
-5.0
-10.0
-15.0
-20.0
0 2 4 6 8 10 12 14 16 18 [s] 20
Laberinto - Kimal 220 kV C1: Total Active Power in MW
Laberinto - Kimal 220 kV C2: Total Active Power in MW

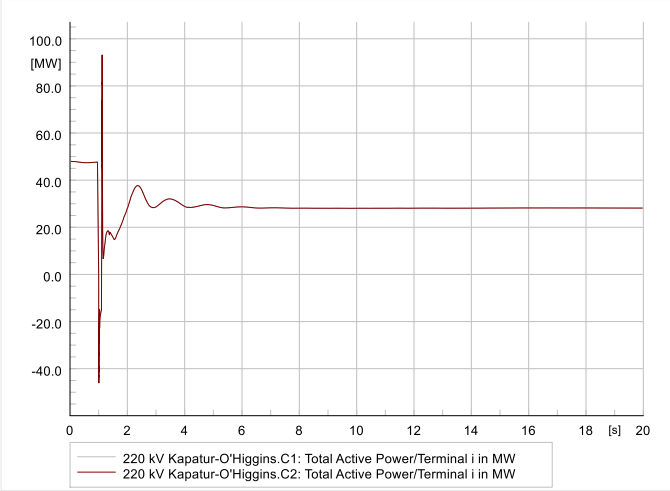
100.0
[MW]
80.0
60.0
40.0
20.0
0.0
-20.0
-40.0
0 2 4 6 8 10 12 14 16 18 [s] 20
220 kV Kapatur-O'Higgins.C1: Total Active Power/Terminal i in MW
220 kV Kapatur-O'Higgins.C2: Total Active Power/Terminal i in MW

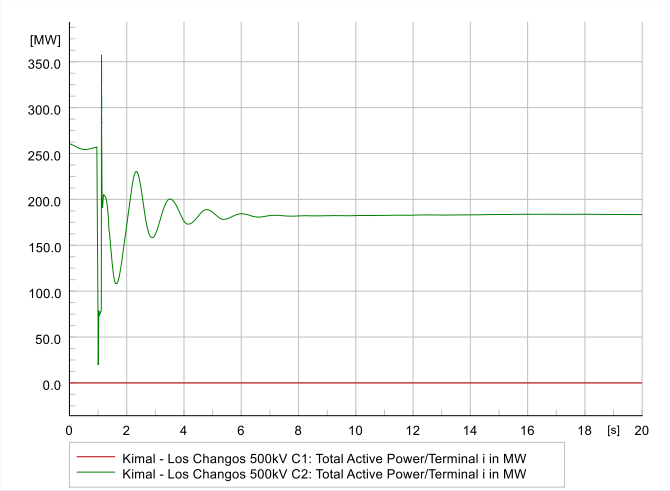
[MW]
350.0
300.0
250.0
200.0
150.0
100.0
50.0
0.0
0 2 4 6 8 10 12 14 16 18 [s] 20
Kimal - Los Changos 500kV C1: Total Active Power/Terminal i in MW
Kimal - Los Changos 500kV C2: Total Active Power/Terminal i in MW

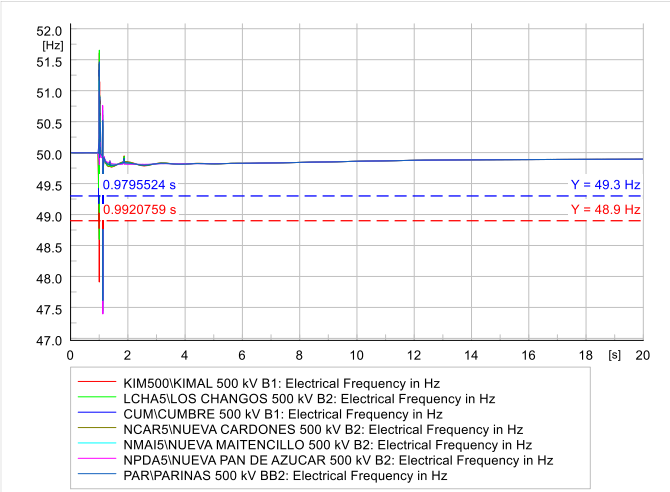
52.0
[Hz]
51.5
51.0
50.5
50.0
49.5
49.0
48.5
48.0
47.5
47.0
0.9795524 s
Y = 49.3 Hz
0.9920759 s
Y = 48.9 Hz
0 2 4 6 8 10 12 14 16 18 [s] 20
KIM500\KIMAL 500 kV B1: Electrical Frequency in Hz
LCHA5\LOS CHANGOS 500 kV B2: Electrical Frequency in Hz
CUM\CUMBRE 500 kV B1: Electrical Frequency in Hz
NCAR5\NUEVA CARDONES 500 kV B2: Electrical Frequency in Hz
NMAI5\NUEVA MAITENCILLO 500 kV B2: Electrical Frequency in Hz
NPDA5\NUEVA PAN DE AZUCAR 500 kV B2: Electrical Frequency in Hz
PAR\PARINAS 500 kV BB2: Electrical Frequency in Hz

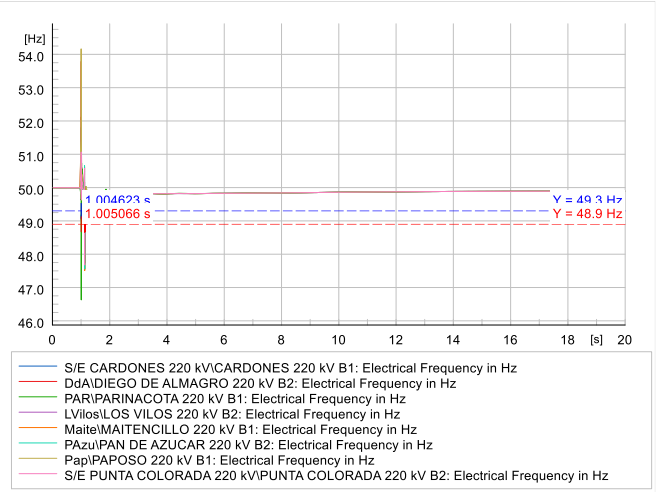
[Hz]
54.0
53.0
52.0
51.0
50.0
49.0
48.0
47.0
46.0
1.005066 s
Y = 48.9 Hz
0 2 4 6 8 10 12 14 16 18 [s] 20
S/E CARDONES 220 kV\CARDONES 220 kV B1: Electrical Frequency in Hz
DdA\DIEGO DE ALMAGRO 220 kV B2: Electrical Frequency in Hz
PAR\PARINACOTA 220 kV B1: Electrical Frequency in Hz
LVilos\LOS VILOS 220 kV B2: Electrical Frequency in Hz
Maite\MAITENCILLO 220 kV B1: Electrical Frequency in Hz
PAzu\PAN DE AZUCAR 220 kV B2: Electrical Frequency in Hz
Pap\PAPOSO 220 kV B1: Electrical Frequency in Hz
S/E PUNTA COLORADA 220 kV\PUNTA COLORADA 220 kV B2: Electrical Frequency in Hz

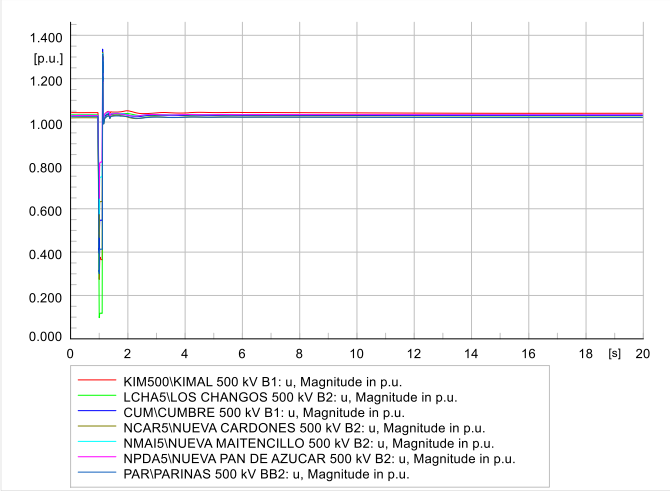
1.400
[p.u.]
1.200
1.000
0.800
0.600
0.400
0.200
0.000
0 2 4 6 8 10 12 14 16 18 [s] 20
KIM500\KIMAL 500 kV B1: u, Magnitude in p.u.
LCHA5\LOS CHANGOS 500 kV B2: u, Magnitude in p.u.
CUM\CUMBRE 500 kV B1: u, Magnitude in p.u.
NCAR5\NUEVA CARDONES 500 kV B2: u, Magnitude in p.u.
NMAI5\NUEVA MAITENCILLO 500 kV B2: u, Magnitude in p.u.
NPDA5\NUEVA PAN DE AZUCAR 500 kV B2: u, Magnitude in p.u.
PAR\PARINAS 500 kV BB2: u, Magnitude in p.u.

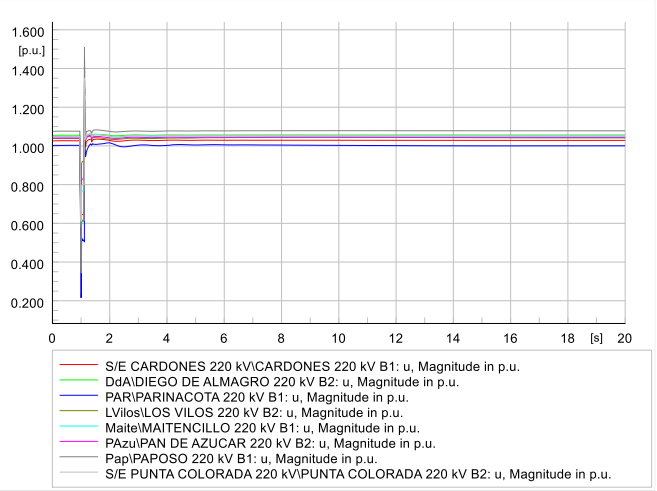
1.600
[p.u.]
1.400
1.200
1.000
0.800
0.600
0.400
0.200
0 2 4 6 8 10 12 14 16 18 [s] 20
S/E CARDONES 220 kV\CARDONES 220 kV B1: u, Magnitude in p.u.
DdA\DIEGO DE ALMAGRO 220 kV B2: u, Magnitude in p.u.
PAR\PARINACOTA 220 kV B1: u, Magnitude in p.u.
LVilos\LOS VILOS 220 kV B2: u, Magnitude in p.u.
Maite\MAITENCILLO 220 kV B1: u, Magnitude in p.u.
PAzu\PAN DE AZUCAR 220 kV B2: u, Magnitude in p.u.
Pap\PAPOSO 220 kV B1: u, Magnitude in p.u.
S/E PUNTA COLORADA 220 kV\PUNTA COLORADA 220 kV B2: u, Magnitude in p.u.

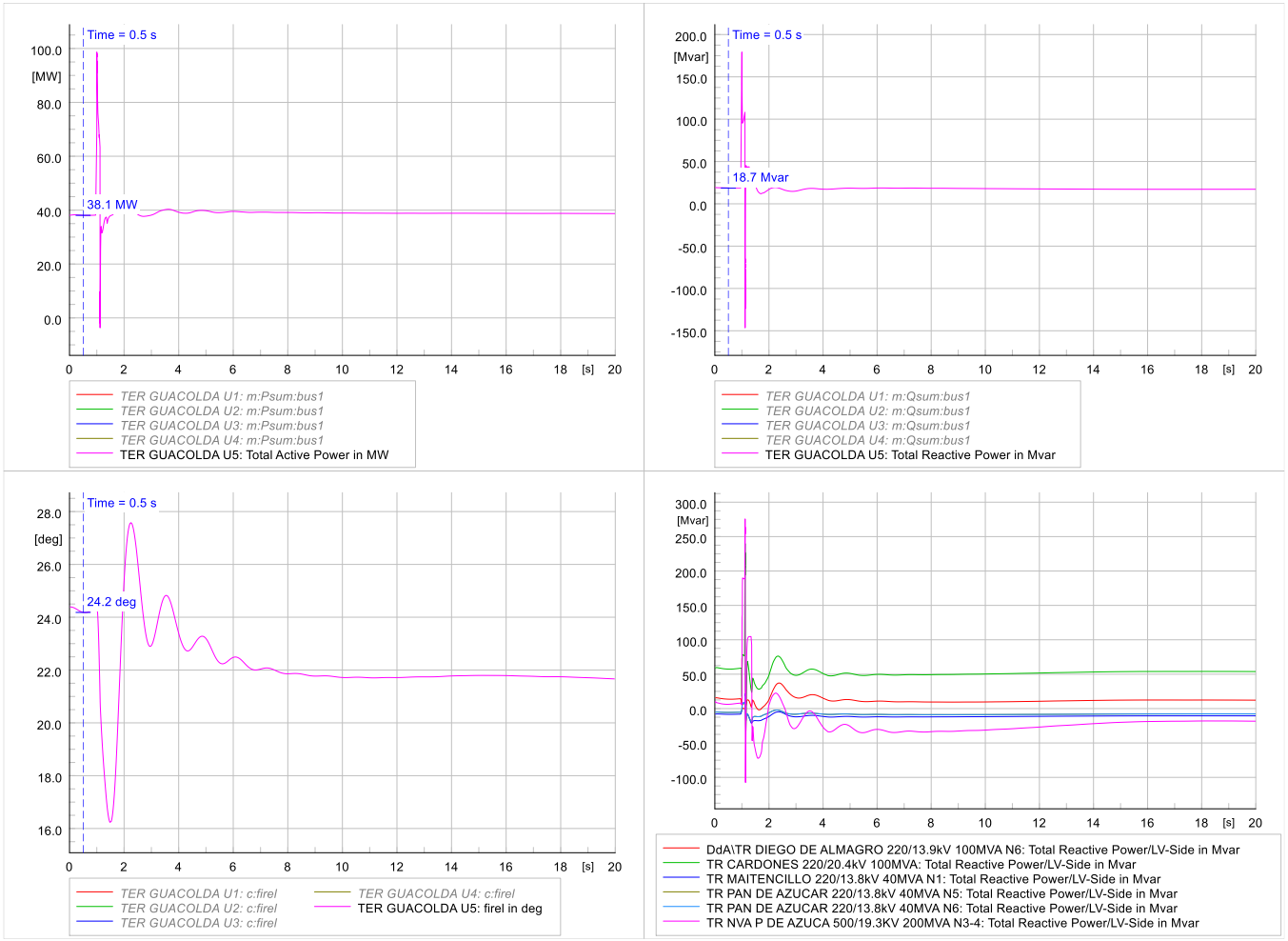
Time = 0.5 s
38.1 MW
[MW]
TER GUACOLDA U1: m:Psum:bus1
TER GUACOLDA U2: m:Psum:bus1
TER GUACOLDA U3: m:Psum:bus1
TER GUACOLDA U4: m:Psum:bus1
TER GUACOLDA U5: Total Active Power in MW
Time = 0.5 s
18.7 Mvar
[Mvar]
TER GUACOLDA U1: m:Qsum:bus1
TER GUACOLDA U2: m:Qsum:bus1
TER GUACOLDA U3: m:Qsum:bus1
TER GUACOLDA U4: m:Qsum:bus1
TER GUACOLDA U5: Total Reactive Power in Mvar
Time = 0.5 s
24.2 deg
[deg]
TER GUACOLDA U1: c:firel
TER GUACOLDA U2: c:firel
TER GUACOLDA U3: c:firel
TER GUACOLDA U4: c:firel
TER GUACOLDA U5: firel in deg
[Mvar]
DdA\TR DIEGO DE ALMAGRO 220/13.9kV 100MVA N6: Total Reactive Power/LV-Side in Mvar
TR CARDONES 220/20.4kV 100MVA: Total Reactive Power/LV-Side in Mvar
TR MAITENCILLO 220/13.8kV 40MVA N1: Total Reactive Power/LV-Side in Mvar
TR PAN DE AZUCAR 220/13.8kV 40MVA N5: Total Reactive Power/LV-Side in Mvar
TR PAN DE AZUCAR 220/13.8kV 40MVA N6: Total Reactive Power/LV-Side in Mvar
TR NVA P DE AZUCA 500/19.3KV 200MVA N3-4: Total Reactive Power/LV-Side in Mvar

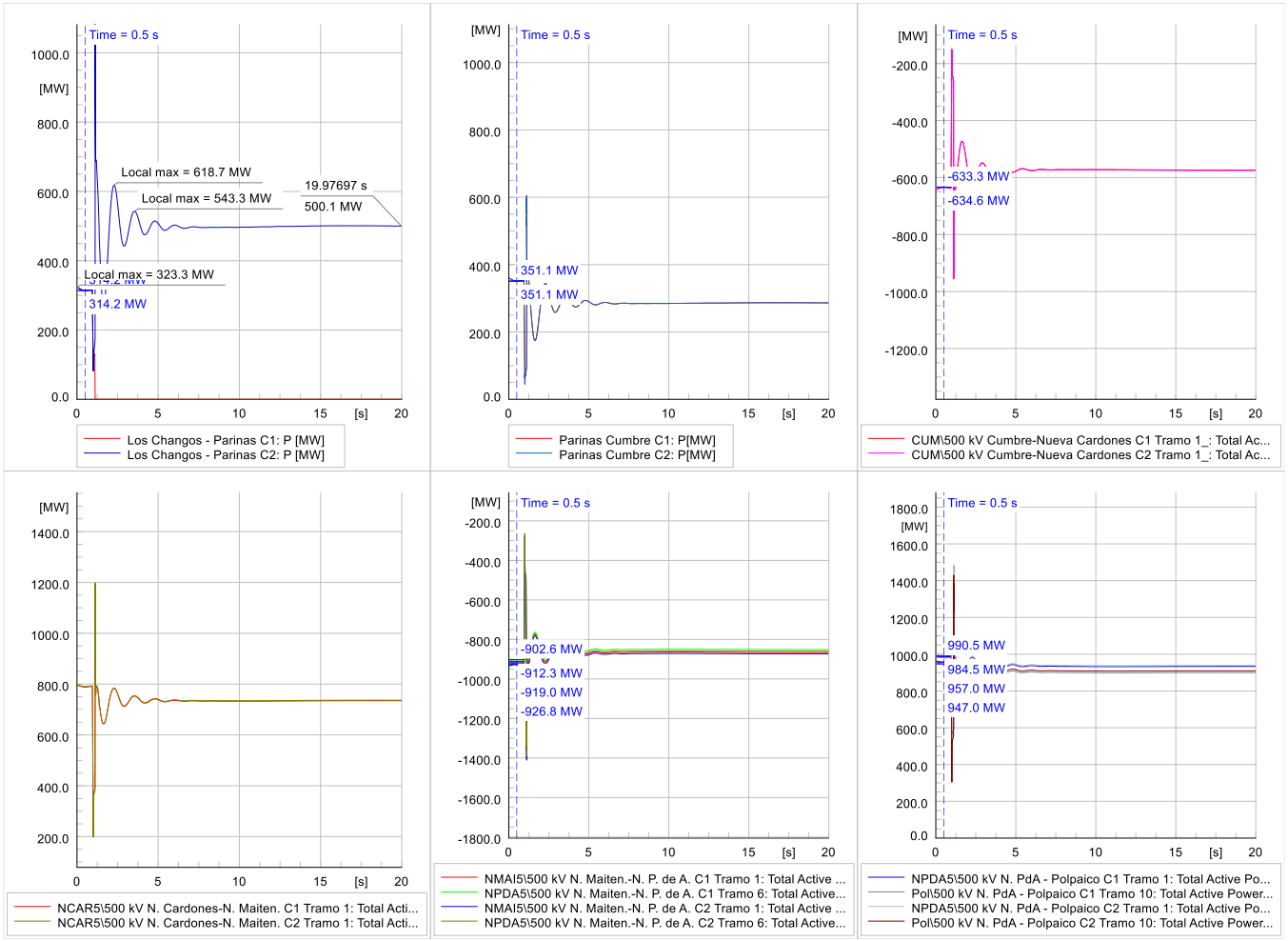
Time = 0.5 s
[MW]
Local max = 618.7 MW
Local max = 543.3 MW
19.97697 s
500.1 MW
Local max = 323.3 MW
314.2 MW
[s]
Los Changos - Parinas C1: P [MW]
Los Changos - Parinas C2: P [MW]
351.1 MW
351.1 MW
Parinas Cumbre C1: P[MW]
Parinas Cumbre C2: P[MW]
-633.3 MW
-634.6 MW
CUM\500 kV Cumbre-Nueva Cardones C1 Tramo 1_: Total Ac...
CUM\500 kV Cumbre-Nueva Cardones C2 Tramo 1_: Total Ac...
NCAR5\500 kV N. Cardones-N. Maiten. C1 Tramo 1: Total Acti...
NCAR5\500 kV N. Cardones-N. Maiten. C2 Tramo 1: Total Acti...
-902.6 MW
-912.3 MW
-919.0 MW
-926.8 MW
NMAI5\500 kV N. Maiten.-N. P. de A. C1 Tramo 1: Total Active ...
NPDA5\500 kV N. Maiten.-N. P. de A. C1 Tramo 6: Total Active...
NMAI5\500 kV N. Maiten.-N. P. de A. C2 Tramo 1: Total Active ...
NPDA5\500 kV N. Maiten.-N. P. de A. C2 Tramo 6: Total Active...
990.5 MW
984.5 MW
957.0 MW
947.0 MW
NPDA5\500 kV N. PdA - Polpaico C1 Tramo 1: Total Active Po...
Pol\500 kV N. PdA - Polpaico C1 Tramo 10: Total Active Power...
NPDA5\500 kV N. PdA - Polpaico C2 Tramo 1: Total Active Po...
Pol\500 kV N. PdA - Polpaico C2 Tramo 10: Total Active Power...

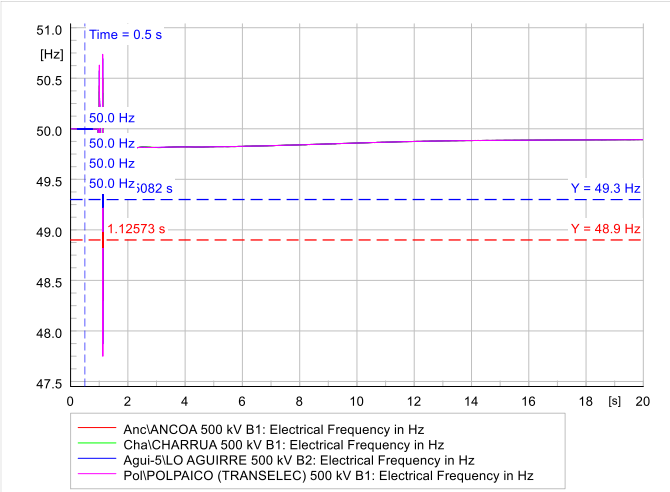
Time = 0.5 s
[Hz]
50.0 Hz
1.082 s
Y = 49.3 Hz
1.12573 s
Y = 48.9 Hz
[s]
Anc\ANCOA 500 kV B1: Electrical Frequency in Hz
Cha\CHARRUA 500 kV B1: Electrical Frequency in Hz
Agui-5\LO AGUIRRE 500 kV B2: Electrical Frequency in Hz
Pol\POLPAICO (TRANSELEC) 500 kV B1: Electrical Frequency in Hz

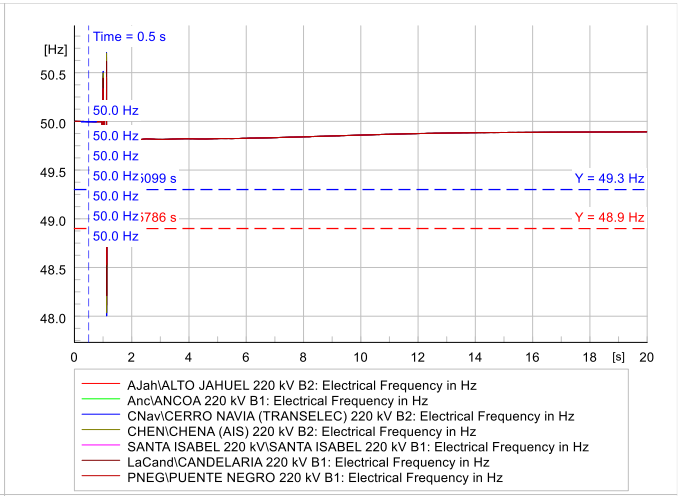
Time = 0.5 s
[Hz]
50.0 Hz
1.099 s
Y = 49.3 Hz
1.786 s
Y = 48.9 Hz
[s]
AJah\ALTO JAHUEL 220 kV B2: Electrical Frequency in Hz
Anc\ANCOA 220 kV B1: Electrical Frequency in Hz
CNav\CERRO NAVIA (TRANSELEC) 220 kV B2: Electrical Frequency in Hz
CHEN\CHENA (AIS) 220 kV B2: Electrical Frequency in Hz
SANTA ISABEL 220 kV\SANTA ISABEL 220 kV B1: Electrical Frequency in Hz
LaCand\CANDELARIA 220 kV B1: Electrical Frequency in Hz
PNEG\PUENTE NEGRO 220 kV B1: Electrical Frequency in Hz

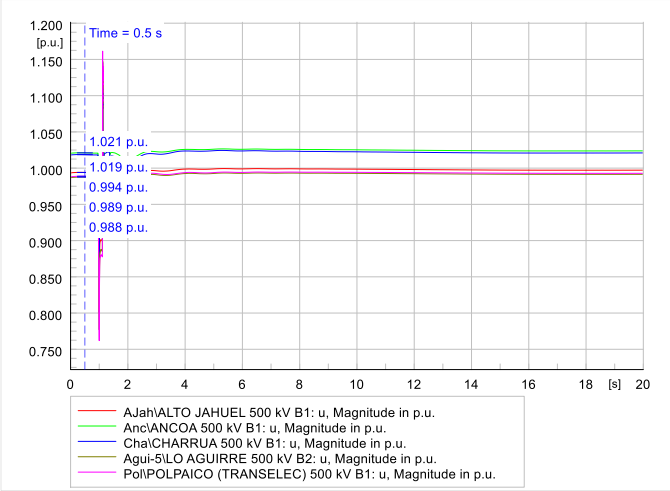
Time = 0.5 s
[p.u.]
1.021 p.u.
1.019 p.u.
0.994 p.u.
0.989 p.u.
0.988 p.u.
[s]
AJah\ALTO JAHUEL 500 kV B1: u, Magnitude in p.u.
Anc\ANCOA 500 kV B1: u, Magnitude in p.u.
Cha\CHARRUA 500 kV B1: u, Magnitude in p.u.
Agui-5\LO AGUIRRE 500 kV B2: u, Magnitude in p.u.
Pol\POLPAICO (TRANSELEC) 500 kV B1: u, Magnitude in p.u.

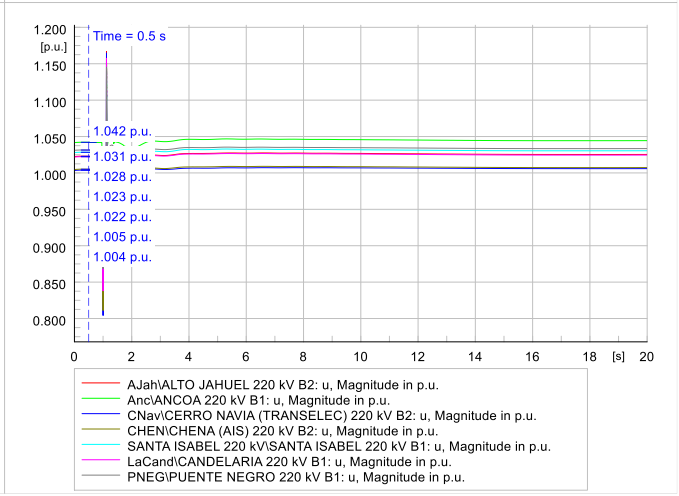
Time = 0.5 s
[p.u.]
1.042 p.u.
1.031 p.u.
1.028 p.u.
1.023 p.u.
1.022 p.u.
1.005 p.u.
1.004 p.u.
[s]
AJah\ALTO JAHUEL 220 kV B2: u, Magnitude in p.u.
Anc\ANCOA 220 kV B1: u, Magnitude in p.u.
CNav\CERRO NAVIA (TRANSELEC) 220 kV B2: u, Magnitude in p.u.
CHEN\CHENA (AIS) 220 kV B2: u, Magnitude in p.u.
SANTA ISABEL 220 kV\SANTA ISABEL 220 kV B1: u, Magnitude in p.u.
LaCand\CANDELARIA 220 kV B1: u, Magnitude in p.u.
PNEG\PUENTE NEGRO 220 kV B1: u, Magnitude in p.u.

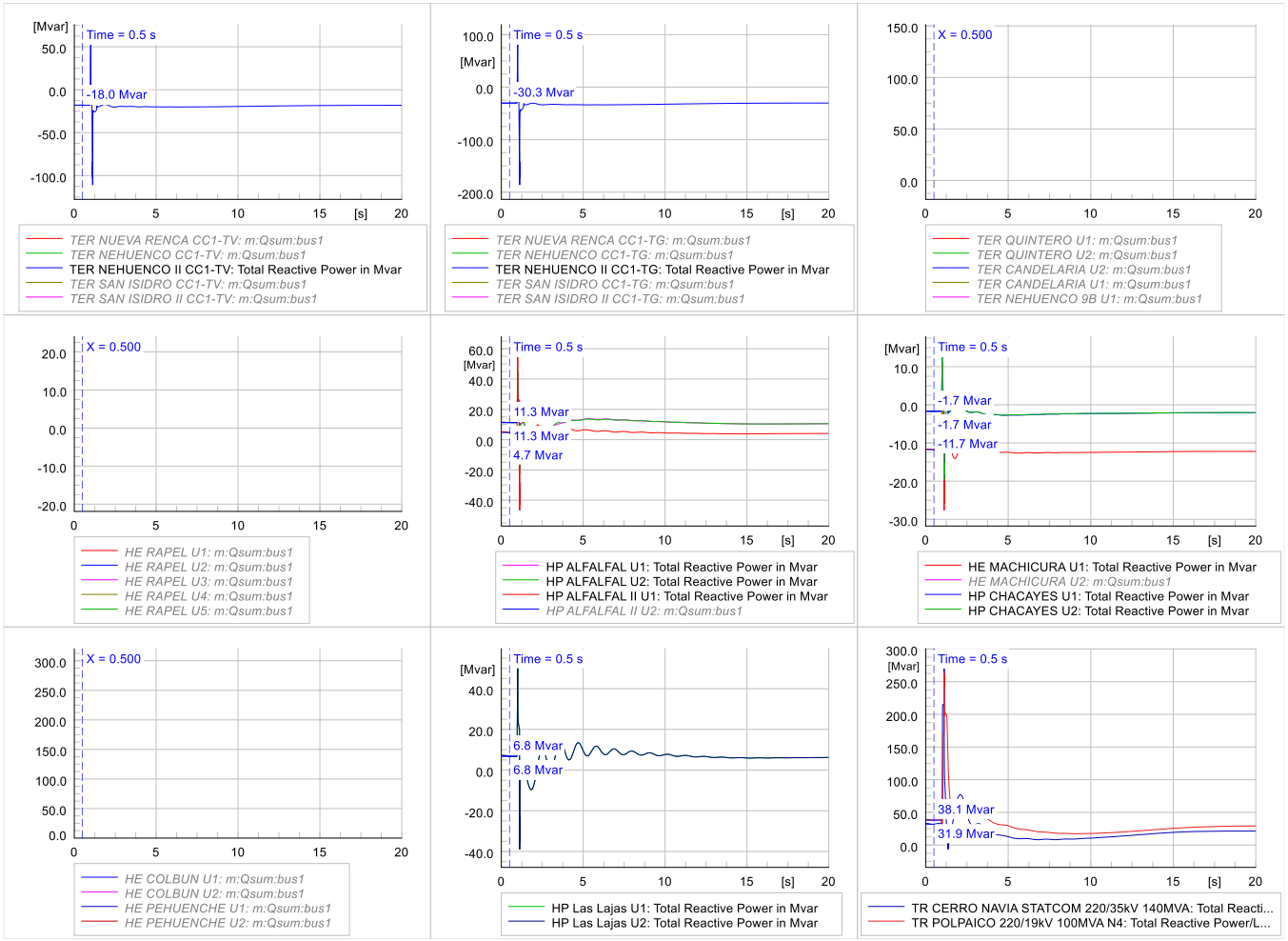
Time = 0.5 s
-18.0 Mvar
TER NUEVA RENCA CC1-TV: m:Qsum:bus1
TER NEHUENCO CC1-TV: m:Qsum:bus1
TER NEHUENCO II CC1-TV: Total Reactive Power in Mvar
TER SAN ISIDRO CC1-TV: m:Qsum:bus1
TER SAN ISIDRO II CC1-TV: m:Qsum:bus1
Time = 0.5 s
-30.3 Mvar
TER NUEVA RENCA CC1-TG: m:Qsum:bus1
TER NEHUENCO CC1-TG: m:Qsum:bus1
TER NEHUENCO II CC1-TG: Total Reactive Power in Mvar
TER SAN ISIDRO CC1-TG: m:Qsum:bus1
TER SAN ISIDRO II CC1-TG: m:Qsum:bus1
X = 0.500
TER QUINTERO U1: m:Qsum:bus1
TER QUINTERO U2: m:Qsum:bus1
TER CANDELARIA U2: m:Qsum:bus1
TER CANDELARIA U1: m:Qsum:bus1
TER NEHUENCO 9B U1: m:Qsum:bus1
X = 0.500
HE RAPEL U1: m:Qsum:bus1
HE RAPEL U2: m:Qsum:bus1
HE RAPEL U3: m:Qsum:bus1
HE RAPEL U4: m:Qsum:bus1
HE RAPEL U5: m:Qsum:bus1
Time = 0.5 s
11.3 Mvar
11.3 Mvar
4.7 Mvar
HP ALFALFAL U1: Total Reactive Power in Mvar
HP ALFALFAL U2: Total Reactive Power in Mvar
HP ALFALFAL II U1: Total Reactive Power in Mvar
HP ALFALFAL II U2: m:Qsum:bus1
Time = 0.5 s
-1.7 Mvar
-1.7 Mvar
-11.7 Mvar
HE MACHICURA U1: Total Reactive Power in Mvar
HE MACHICURA U2: m:Qsum:bus1
HP CHACAYES U1: Total Reactive Power in Mvar
HP CHACAYES U2: Total Reactive Power in Mvar
X = 0.500
HE COLBUN U1: m:Qsum:bus1
HE COLBUN U2: m:Qsum:bus1
HE PEHUENCHE U1: m:Qsum:bus1
HE PEHUENCHE U2: m:Qsum:bus1
Time = 0.5 s
6.8 Mvar
6.8 Mvar
HP Las Lajas U1: Total Reactive Power in Mvar
HP Las Lajas U2: Total Reactive Power in Mvar
Time = 0.5 s
38.1 Mvar
31.9 Mvar
TR CERRO NAVIA STATCOM 220/35kV 140MVA: Total Reacti...
TR POLPAICO 220/19kV 100MVA N4: Total Reactive Power/L...

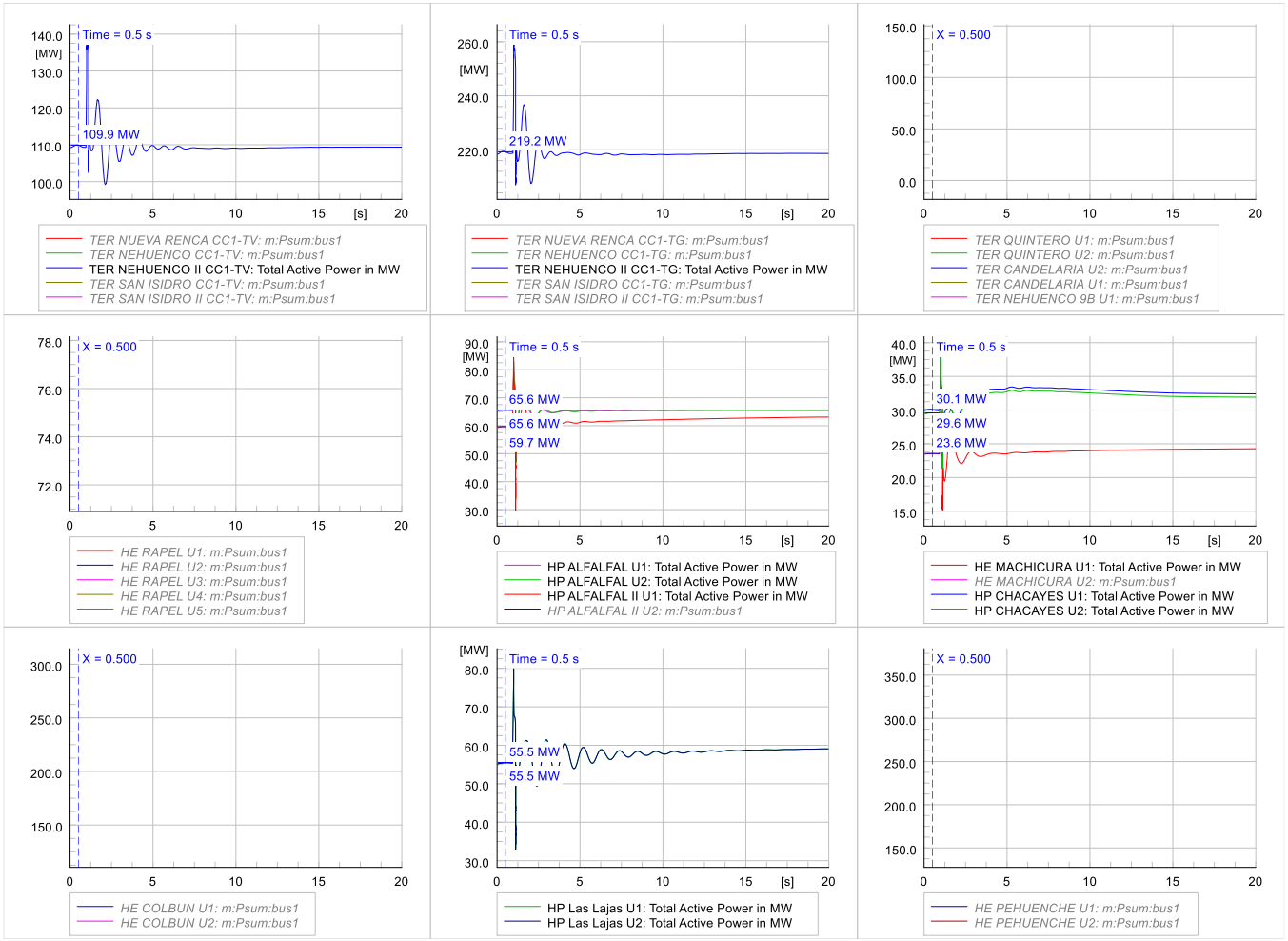
Time = 0.5 s
109.9 MW
TER NUEVA RENCA CC1-TV: m:Psum:bus1
TER NEHUENCO CC1-TV: m:Psum:bus1
TER NEHUENCO II CC1-TV: Total Active Power in MW
TER SAN ISIDRO CC1-TV: m:Psum:bus1
TER SAN ISIDRO II CC1-TV: m:Psum:bus1
Time = 0.5 s
219.2 MW
TER NUEVA RENCA CC1-TG: m:Psum:bus1
TER NEHUENCO CC1-TG: m:Psum:bus1
TER NEHUENCO II CC1-TG: Total Active Power in MW
TER SAN ISIDRO CC1-TG: m:Psum:bus1
TER SAN ISIDRO II CC1-TG: m:Psum:bus1
X = 0.500
TER QUINTERO U1: m:Psum:bus1
TER QUINTERO U2: m:Psum:bus1
TER CANDELARIA U2: m:Psum:bus1
TER CANDELARIA U1: m:Psum:bus1
TER NEHUENCO 9B U1: m:Psum:bus1
X = 0.500
HE RAPEL U1: m:Psum:bus1
HE RAPEL U2: m:Psum:bus1
HE RAPEL U3: m:Psum:bus1
HE RAPEL U4: m:Psum:bus1
HE RAPEL U5: m:Psum:bus1
Time = 0.5 s
65.6 MW
65.6 MW
59.7 MW
HP ALFALFAL U1: Total Active Power in MW
HP ALFALFAL U2: Total Active Power in MW
HP ALFALFAL II U1: Total Active Power in MW
HP ALFALFAL II U2: m:Psum:bus1
Time = 0.5 s
30.1 MW
29.6 MW
23.6 MW
HE MACHICURA U1: Total Active Power in MW
HE MACHICURA U2: m:Psum:bus1
HP CHACAYES U1: Total Active Power in MW
HP CHACAYES U2: Total Active Power in MW
X = 0.500
HE COLBUN U1: m:Psum:bus1
HE COLBUN U2: m:Psum:bus1
Time = 0.5 s
55.5 MW
55.5 MW
HP Las Lajas U1: Total Active Power in MW
HP Las Lajas U2: Total Active Power in MW
X = 0.500
HE PEHUENCHE U1: m:Psum:bus1
HE PEHUENCHE U2: m:Psum:bus1

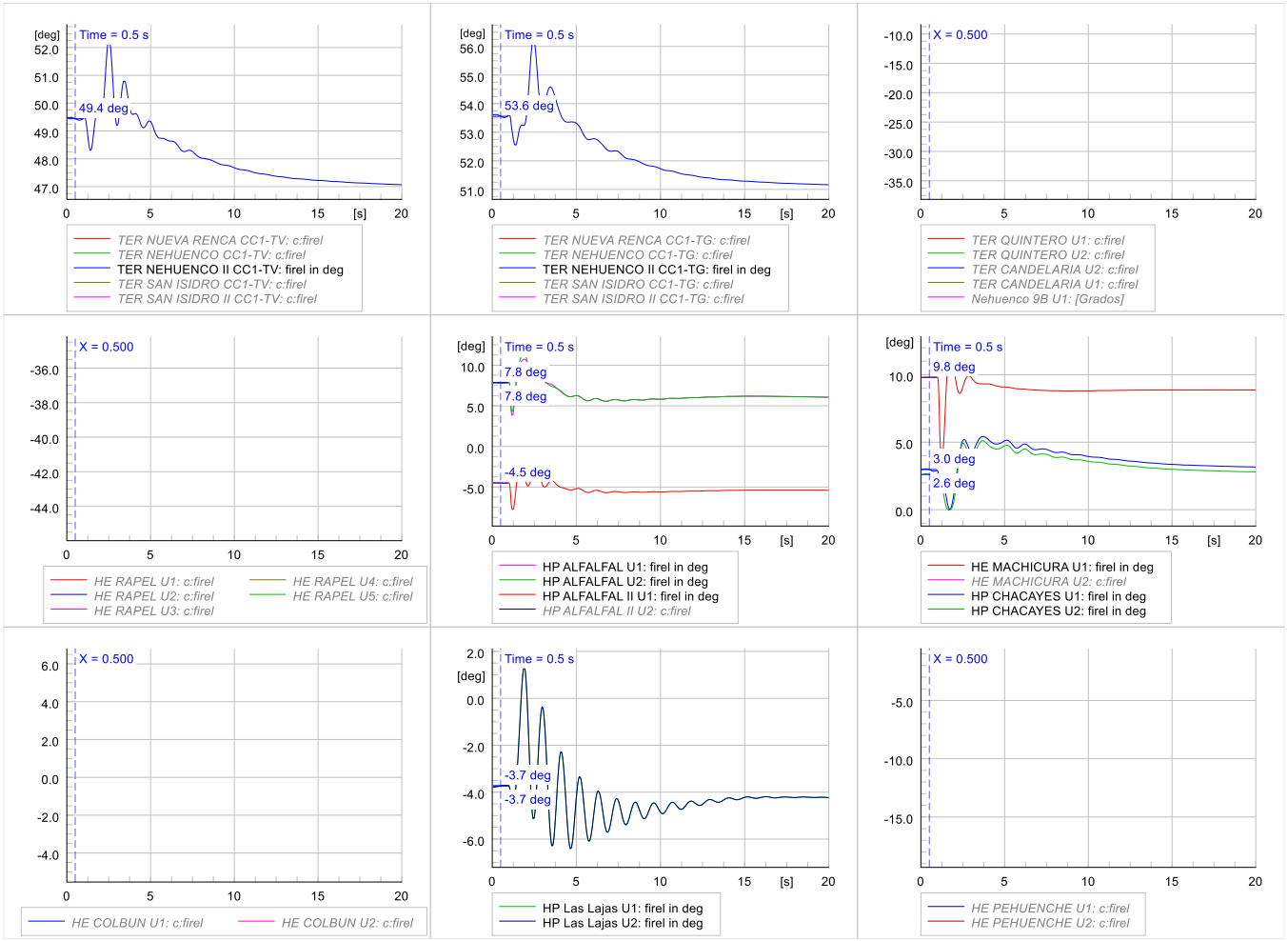
Time = 0.5 s
[deg]
49.4 deg
TER NUEVA RENCA CC1-TV: c:firel
TER NEHUENCO CC1-TV: c:firel
TER NEHUENCO II CC1-TV: firel in deg
TER SAN ISIDRO CC1-TV: c:firel
TER SAN ISIDRO II CC1-TV: c:firel
Time = 0.5 s
[deg]
53.6 deg
TER NUEVA RENCA CC1-TG: c:firel
TER NEHUENCO CC1-TG: c:firel
TER NEHUENCO II CC1-TG: firel in deg
TER SAN ISIDRO CC1-TG: c:firel
TER SAN ISIDRO II CC1-TG: c:firel
X = 0.500
TER QUINTERO U1: c:firel
TER QUINTERO U2: c:firel
TER CANDELARIA U2: c:firel
TER CANDELARIA U1: c:firel
Nehuenco 9B U1: [Grados]
X = 0.500
HE RAPEL U1: c:firel
HE RAPEL U2: c:firel
HE RAPEL U3: c:firel
HE RAPEL U4: c:firel
HE RAPEL U5: c:firel
Time = 0.5 s
[deg]
7.8 deg
7.8 deg
-4.5 deg
HP ALFALFAL U1: firel in deg
HP ALFALFAL U2: firel in deg
HP ALFALFAL II U1: firel in deg
HP ALFALFAL II U2: c:firel
Time = 0.5 s
[deg]
9.8 deg
3.0 deg
2.6 deg
HE MACHICURA U1: firel in deg
HE MACHICURA U2: c:firel
HP CHACAYES U1: firel in deg
HP CHACAYES U2: firel in deg
X = 0.500
HE COLBUN U1: c:firel
HE COLBUN U2: c:firel
Time = 0.5 s
[deg]
-3.7 deg
-3.7 deg
HP Las Lajas U1: firel in deg
HP Las Lajas U2: firel in deg
X = 0.500
HE PEHUENCHE U1: c:firel
HE PEHUENCHE U2: c:firel

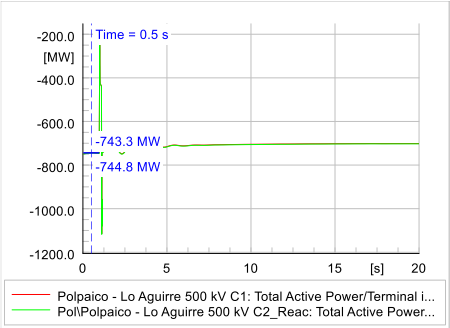
Time = 0.5 s
-743.3 MW
-744.8 MW
Polpaico - Lo Aguirre 500 kV C1: Total Active Power/Terminal i...
Pol\Polpaico - Lo Aguirre 500 kV C2_Reac: Total Active Power...

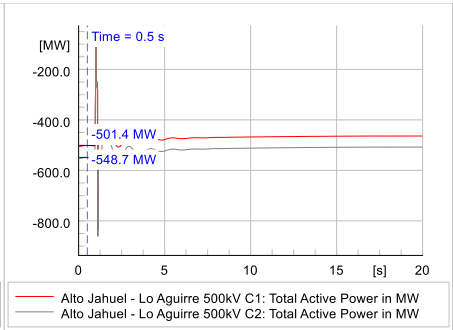
Time = 0.5 s
-501.4 MW
-548.7 MW
Alto Jahuel - Lo Aguirre 500kV C1: Total Active Power in MW
Alto Jahuel - Lo Aguirre 500kV C2: Total Active Power in MW

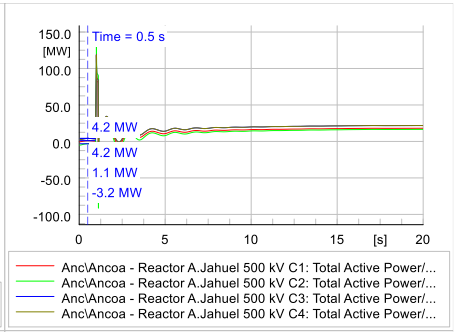
Time = 0.5 s
4.2 MW
4.2 MW
1.1 MW
-3.2 MW
Anc\Ancoa - Reactor A.Jahuel 500 kV C1: Total Active Power/...
Anc\Ancoa - Reactor A.Jahuel 500 kV C2: Total Active Power/...
Anc\Ancoa - Reactor A.Jahuel 500 kV C3: Total Active Power/...
Anc\Ancoa - Reactor A.Jahuel 500 kV C4: Total Active Power/...

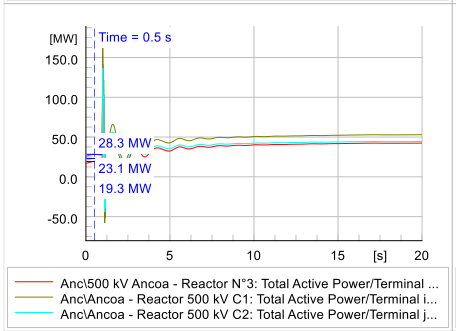
Time = 0.5 s
28.3 MW
23.1 MW
19.3 MW
Anc\500 kV Ancoa - Reactor N°3: Total Active Power/Terminal ...
Anc\Ancoa - Reactor 500 kV C1: Total Active Power/Terminal i...
Anc\Ancoa - Reactor 500 kV C2: Total Active Power/Terminal j...

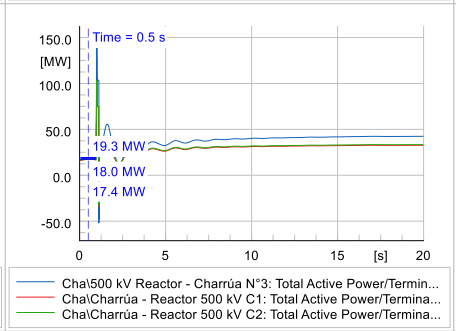
Time = 0.5 s
19.3 MW
18.0 MW
17.4 MW
Cha\500 kV Reactor - Charrúa N°3: Total Active Power/Termin...
Cha\Charrúa - Reactor 500 kV C1: Total Active Power/Termina...
Cha\Charrúa - Reactor 500 kV C2: Total Active Power/Termina...

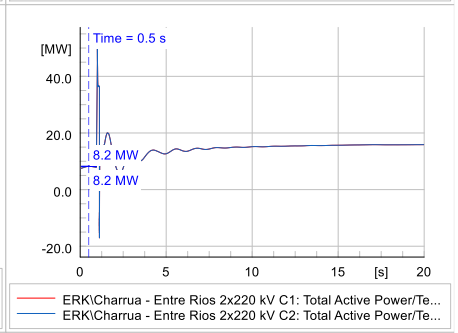
Time = 0.5 s
8.2 MW
8.2 MW
ERK\Charrua - Entre Rios 2x220 kV C1: Total Active Power/Te...
ERK\Charrua - Entre Rios 2x220 kV C2: Total Active Power/Te...

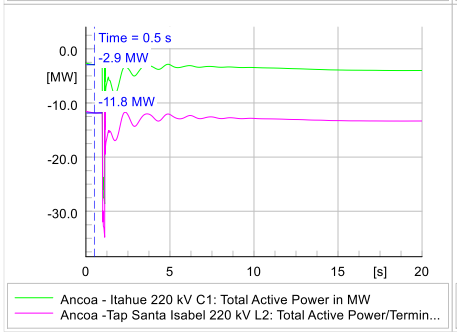
Time = 0.5 s
-2.9 MW
-11.8 MW
Ancoa - Itahue 220 kV C1: Total Active Power in MW
Ancoa -Tap Santa Isabel 220 kV L2: Total Active Power/Termin...

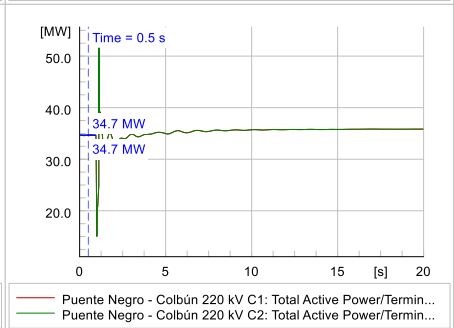
Time = 0.5 s
34.7 MW
34.7 MW
Puente Negro - Colbún 220 kV C1: Total Active Power/Termin...
Puente Negro - Colbún 220 kV C2: Total Active Power/Termin...

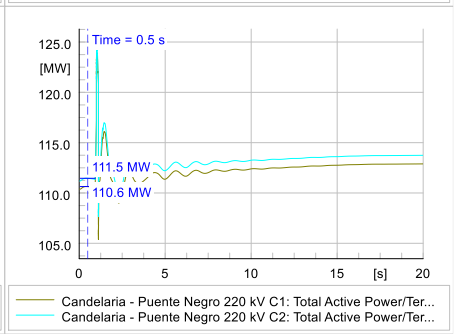
Time = 0.5 s
111.5 MW
110.6 MW
Candelaria - Puente Negro 220 kV C1: Total Active Power/Ter...
Candelaria - Puente Negro 220 kV C2: Total Active Power/Ter...

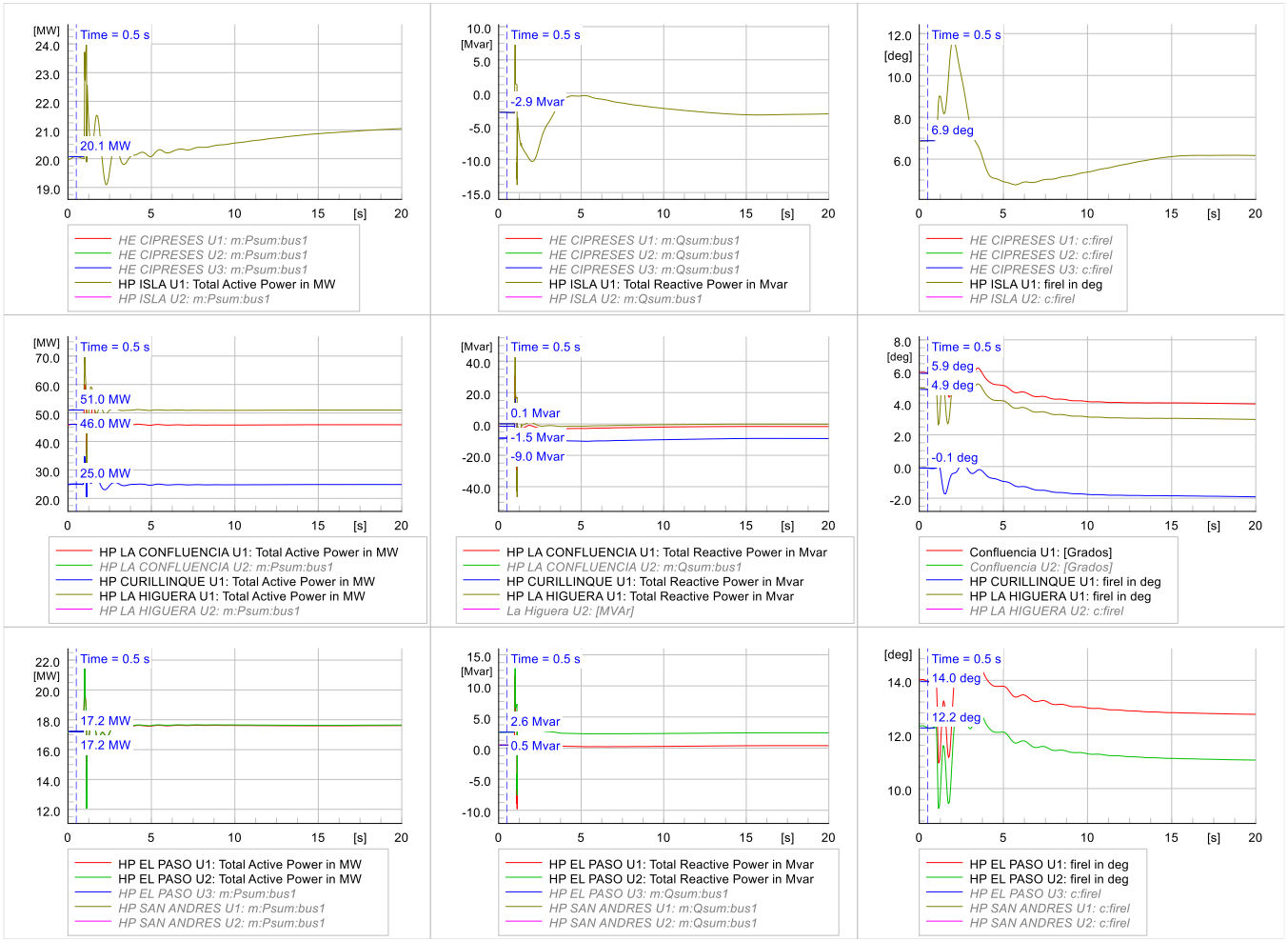
Time = 0.5 s
20.1 MW
HE CIPRESES U1: m:Psum:bus1
HE CIPRESES U2: m:Psum:bus1
HE CIPRESES U3: m:Psum:bus1
HP ISLA U1: Total Active Power in MW
HP ISLA U2: m:Psum:bus1
-2.9 Mvar
HE CIPRESES U1: m:Qsum:bus1
HE CIPRESES U2: m:Qsum:bus1
HE CIPRESES U3: m:Qsum:bus1
HP ISLA U1: Total Reactive Power in Mvar
HP ISLA U2: m:Qsum:bus1
6.9 deg
HE CIPRESES U1: c:firel
HE CIPRESES U2: c:firel
HE CIPRESES U3: c:firel
HP ISLA U1: firel in deg
HP ISLA U2: c:firel
51.0 MW
46.0 MW
25.0 MW
HP LA CONFLUENCIA U1: Total Active Power in MW
HP LA CONFLUENCIA U2: m:Psum:bus1
HP CURILLINQUE U1: Total Active Power in MW
HP LA HIGUERA U1: Total Active Power in MW
HP LA HIGUERA U2: m:Psum:bus1
0.1 Mvar
-1.5 Mvar
-9.0 Mvar
HP LA CONFLUENCIA U1: Total Reactive Power in Mvar
HP LA CONFLUENCIA U2: m:Qsum:bus1
HP CURILLINQUE U1: Total Reactive Power in Mvar
HP LA HIGUERA U1: Total Reactive Power in Mvar
La Higuera U2: [MVAr]
5.9 deg
4.9 deg
-0.1 deg
Confluencia U1: [Grados]
Confluencia U2: [Grados]
HP CURILLINQUE U1: firel in deg
HP LA HIGUERA U1: firel in deg
HP LA HIGUERA U2: c:firel
17.2 MW
17.2 MW
HP EL PASO U1: Total Active Power in MW
HP EL PASO U2: Total Active Power in MW
HP EL PASO U3: m:Psum:bus1
HP SAN ANDRES U1: m:Psum:bus1
HP SAN ANDRES U2: m:Psum:bus1
2.6 Mvar
0.5 Mvar
HP EL PASO U1: Total Reactive Power in Mvar
HP EL PASO U2: Total Reactive Power in Mvar
HP EL PASO U3: m:Qsum:bus1
HP SAN ANDRES U1: m:Qsum:bus1
HP SAN ANDRES U2: m:Qsum:bus1
14.0 deg
12.2 deg
HP EL PASO U1: firel in deg
HP EL PASO U2: firel in deg
HP EL PASO U3: c:firel
HP SAN ANDRES U1: c:firel
HP SAN ANDRES U2: c:firel

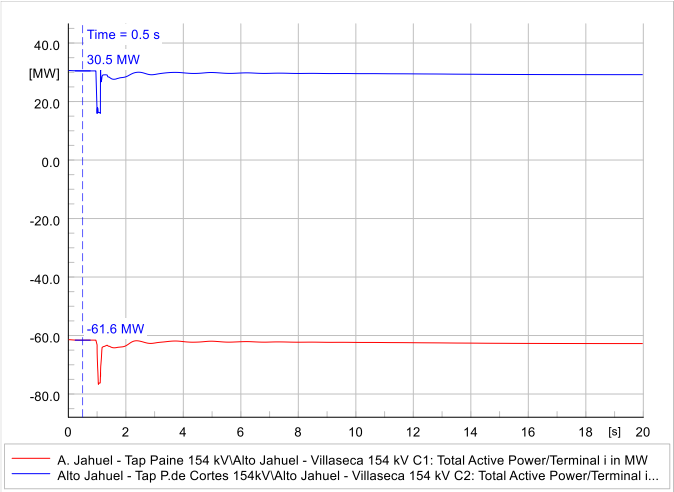
Time = 0.5 s
30.5 MW
-61.6 MW
[MW]
[s]
A. Jahuel - Tap Paine 154 kV\Alto Jahuel - Villaseca 154 kV C1: Total Active Power/Terminal i in MW
Alto Jahuel - Tap P.de Cortes 154kV\Alto Jahuel - Villaseca 154 kV C2: Total Active Power/Terminal i...

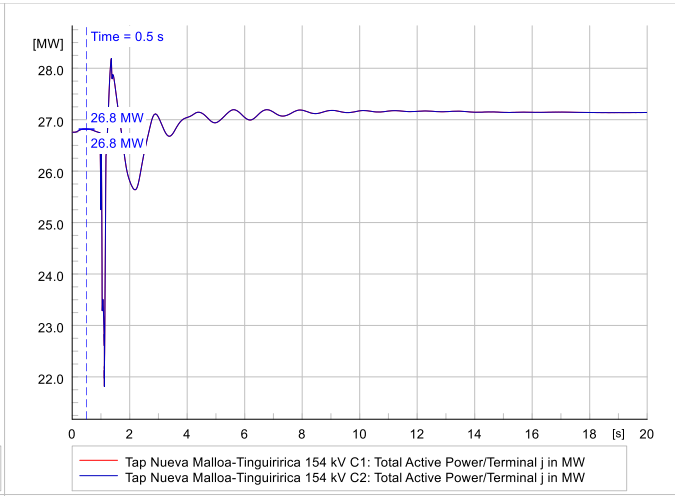
Time = 0.5 s
26.8 MW
26.8 MW
[MW]
[s]
Tap Nueva Malloa-Tinguiririca 154 kV C1: Total Active Power/Terminal j in MW
Tap Nueva Malloa-Tinguiririca 154 kV C2: Total Active Power/Terminal j in MW

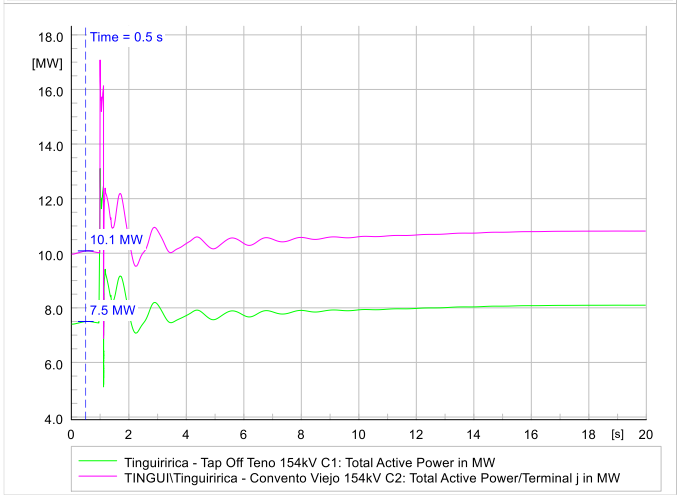
Time = 0.5 s
10.1 MW
7.5 MW
[MW]
[s]
Tinguiririca - Tap Off Teno 154kV C1: Total Active Power in MW
TINGUI\Tinguiririca - Convento Viejo 154kV C2: Total Active Power/Terminal j in MW

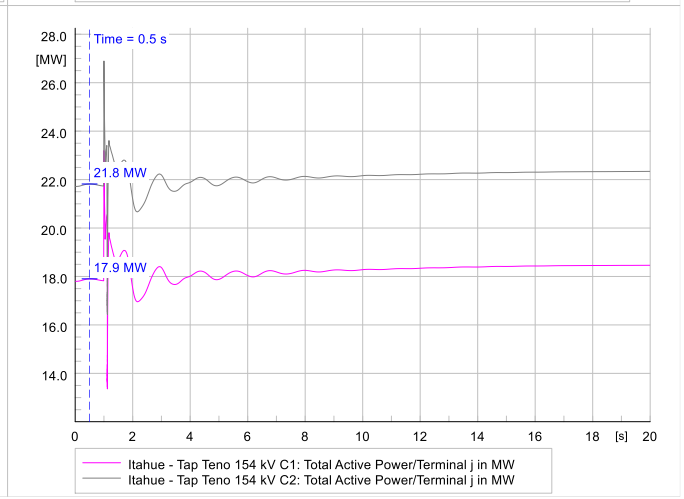
Time = 0.5 s
21.8 MW
17.9 MW
[MW]
[s]
Itahue - Tap Teno 154 kV C1: Total Active Power/Terminal j in MW
Itahue - Tap Teno 154 kV C2: Total Active Power/Terminal j in MW

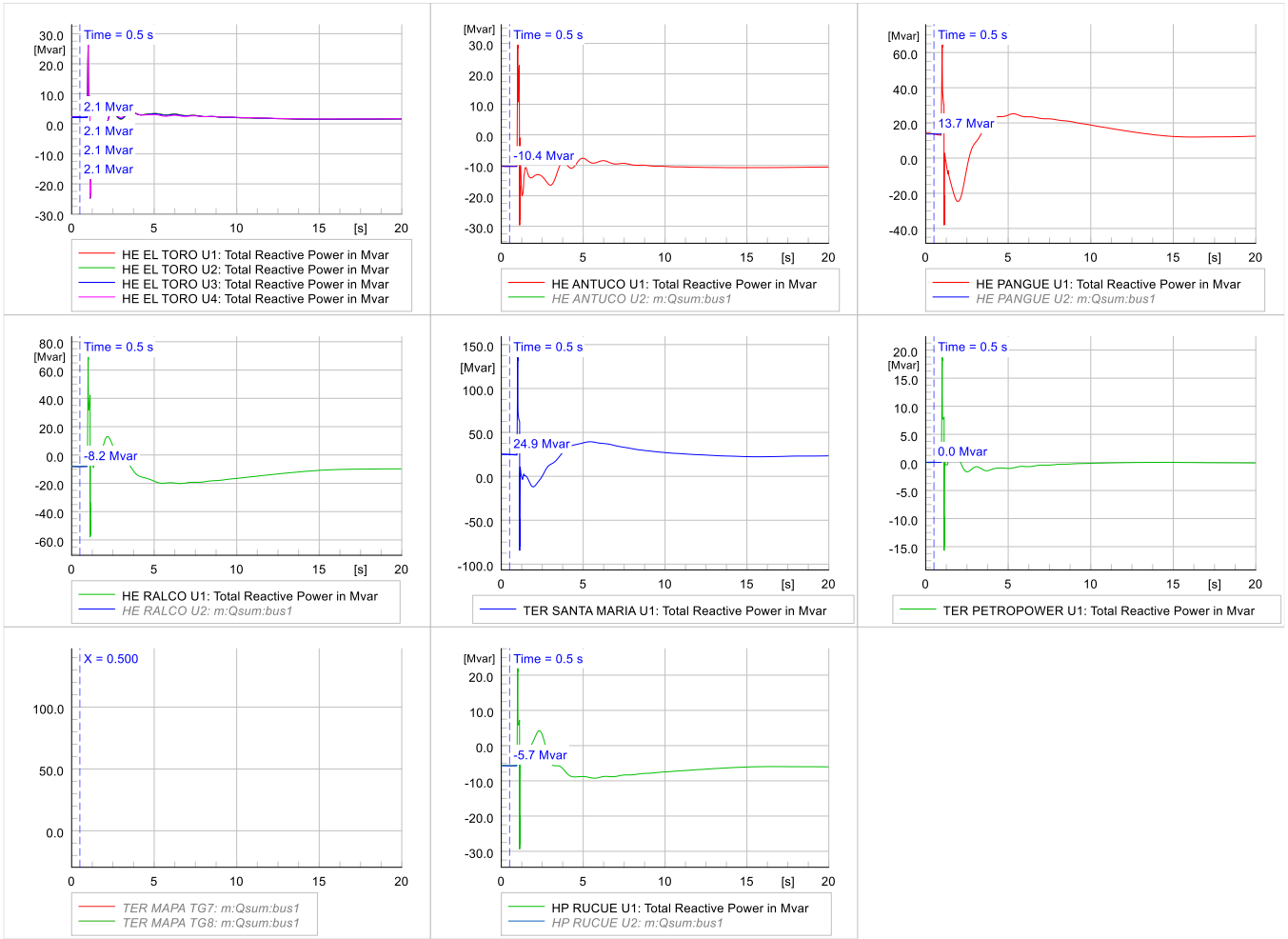
Time = 0.5 s
2.1 Mvar
2.1 Mvar
2.1 Mvar
2.1 Mvar
HE EL TORO U1: Total Reactive Power in Mvar
HE EL TORO U2: Total Reactive Power in Mvar
HE EL TORO U3: Total Reactive Power in Mvar
HE EL TORO U4: Total Reactive Power in Mvar
Time = 0.5 s
-10.4 Mvar
HE ANTUCO U1: Total Reactive Power in Mvar
HE ANTUCO U2: m:Qsum:bus1
Time = 0.5 s
13.7 Mvar
HE PANGUE U1: Total Reactive Power in Mvar
HE PANGUE U2: m:Qsum:bus1
Time = 0.5 s
-8.2 Mvar
HE RALCO U1: Total Reactive Power in Mvar
HE RALCO U2: m:Qsum:bus1
Time = 0.5 s
24.9 Mvar
TER SANTA MARIA U1: Total Reactive Power in Mvar
Time = 0.5 s
0.0 Mvar
TER PETROPOWER U1: Total Reactive Power in Mvar
X = 0.500
TER MAPA TG7: m:Qsum:bus1
TER MAPA TG8: m:Qsum:bus1
Time = 0.5 s
-5.7 Mvar
HP RUCUE U1: Total Reactive Power in Mvar
HP RUCUE U2: m:Qsum:bus1

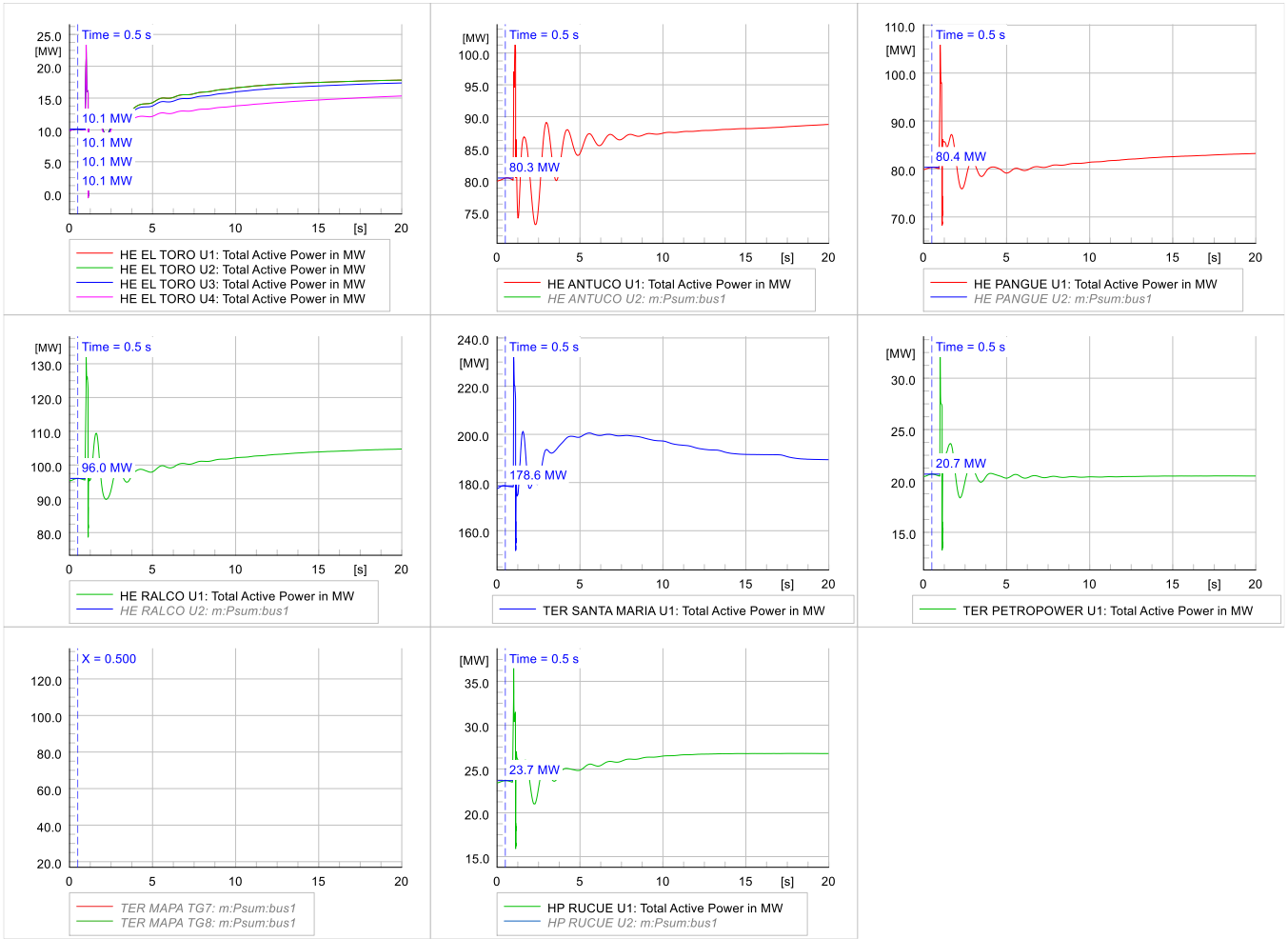
Time = 0.5 s
10.1 MW
10.1 MW
10.1 MW
10.1 MW
HE EL TORO U1: Total Active Power in MW
HE EL TORO U2: Total Active Power in MW
HE EL TORO U3: Total Active Power in MW
HE EL TORO U4: Total Active Power in MW
Time = 0.5 s
80.3 MW
HE ANTUCO U1: Total Active Power in MW
HE ANTUCO U2: m:Psum:bus1
Time = 0.5 s
80.4 MW
HE PANGUE U1: Total Active Power in MW
HE PANGUE U2: m:Psum:bus1
Time = 0.5 s
96.0 MW
HE RALCO U1: Total Active Power in MW
HE RALCO U2: m:Psum:bus1
Time = 0.5 s
178.6 MW
TER SANTA MARIA U1: Total Active Power in MW
Time = 0.5 s
20.7 MW
TER PETROPOWER U1: Total Active Power in MW
X = 0.500
TER MAPA TG7: m:Psum:bus1
TER MAPA TG8: m:Psum:bus1
Time = 0.5 s
23.7 MW
HP RUCUE U1: Total Active Power in MW
HP RUCUE U2: m:Psum:bus1

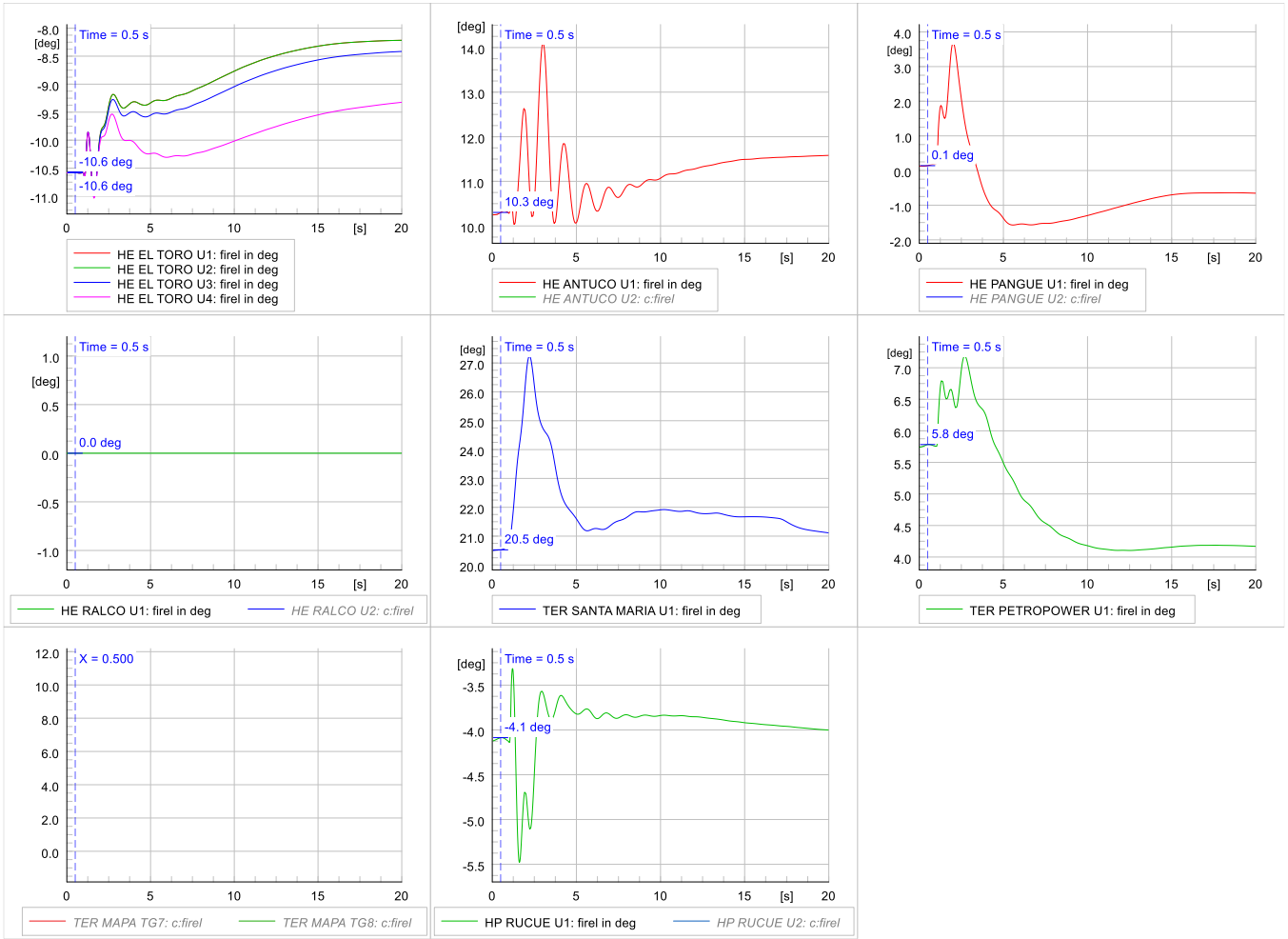
Time = 0.5 s
-10.6 deg
-10.6 deg
HE EL TORO U1: firel in deg
HE EL TORO U2: firel in deg
HE EL TORO U3: firel in deg
HE EL TORO U4: firel in deg
10.3 deg
HE ANTUCO U1: firel in deg
HE ANTUCO U2: c:firel
0.1 deg
HE PANGUE U1: firel in deg
HE PANGUE U2: c:firel
0.0 deg
HE RALCO U1: firel in deg
HE RALCO U2: c:firel
20.5 deg
TER SANTA MARIA U1: firel in deg
5.8 deg
TER PETROPOWER U1: firel in deg
X = 0.500
TER MAPA TG7: c:firel
TER MAPA TG8: c:firel
-4.1 deg
HP RUCUE U1: firel in deg
HP RUCUE U2: c:firel

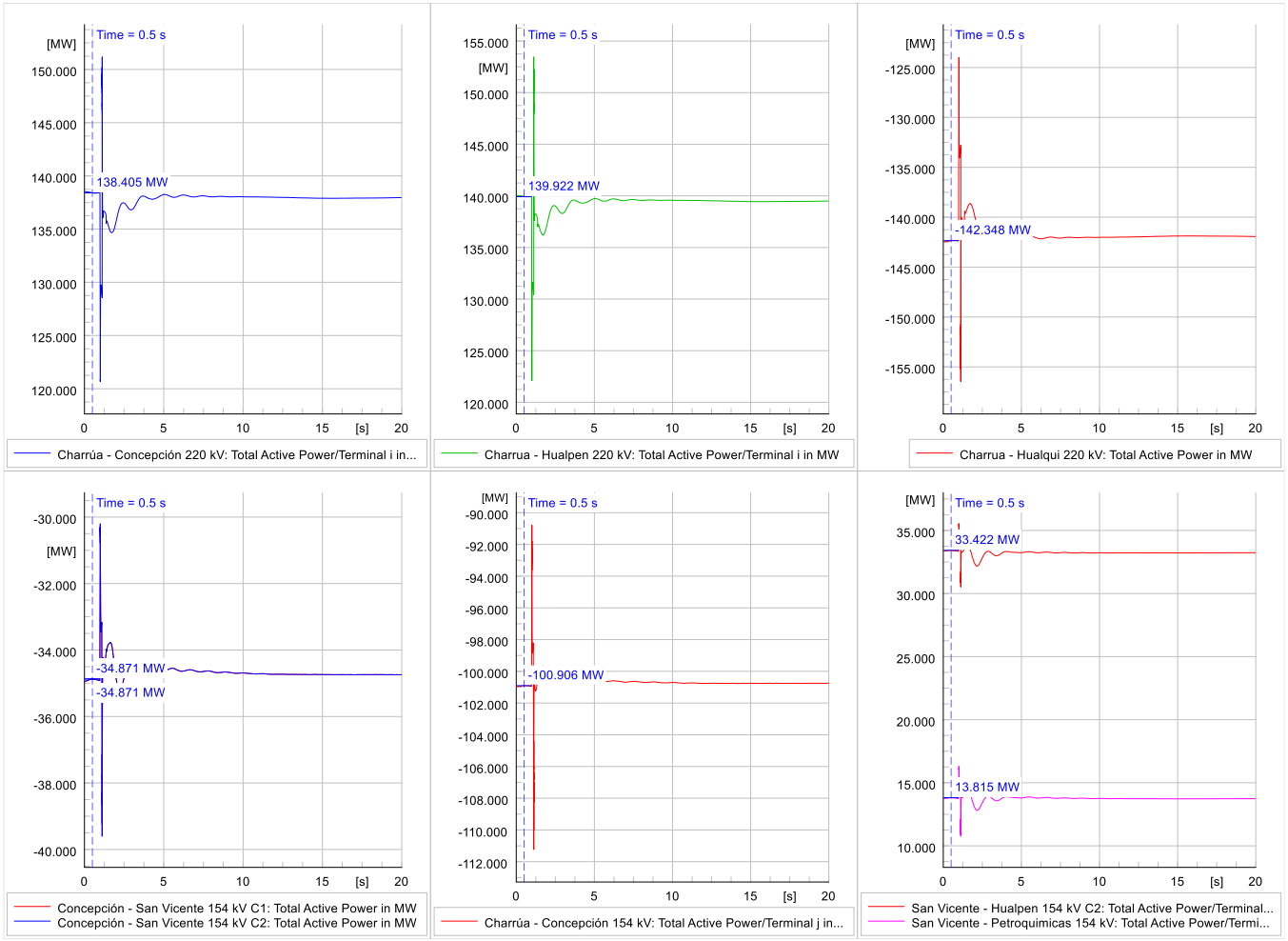
Time = 0.5 s
[MW]
138.405 MW
Charrúa - Concepción 220 kV: Total Active Power/Terminal i in...
Time = 0.5 s
[MW]
139.922 MW
Charrua - Hualpen 220 kV: Total Active Power/Terminal i in MW
Time = 0.5 s
[MW]
-142.348 MW
Charrua - Hualqui 220 kV: Total Active Power in MW
Time = 0.5 s
[MW]
-34.871 MW
-34.871 MW
Concepción - San Vicente 154 kV C1: Total Active Power in MW
Concepción - San Vicente 154 kV C2: Total Active Power in MW
Time = 0.5 s
[MW]
-100.906 MW
Charrúa - Concepción 154 kV: Total Active Power/Terminal j in...
Time = 0.5 s
[MW]
33.422 MW
13.815 MW
San Vicente - Hualpen 154 kV C2: Total Active Power/Terminal...
San Vicente - Petroquimicas 154 kV: Total Active Power/Termi...

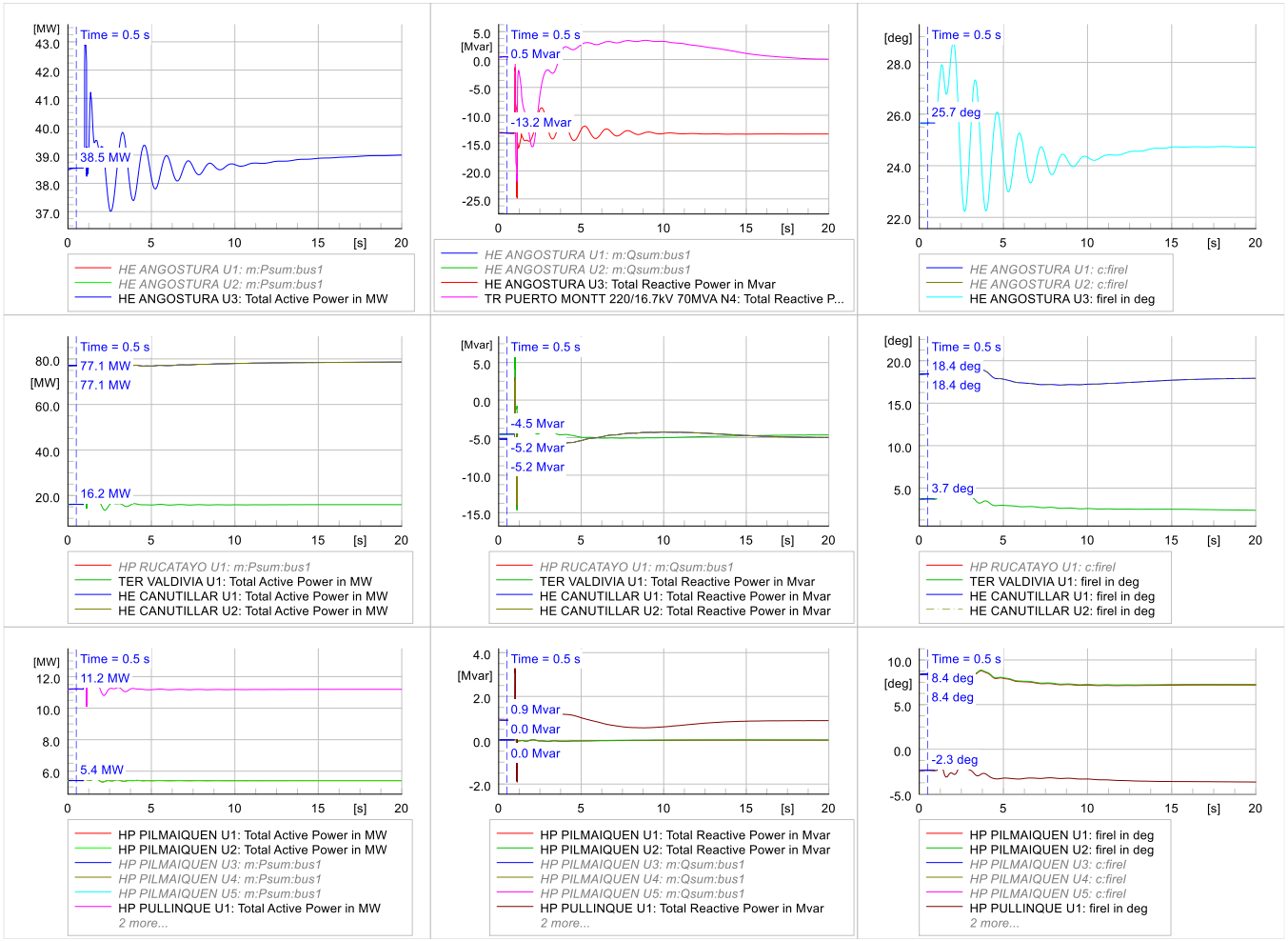
Time = 0.5 s
38.5 MW
HE ANGOSTURA U1: m:Psum:bus1
HE ANGOSTURA U2: m:Psum:bus1
HE ANGOSTURA U3: Total Active Power in MW
0.5 Mvar
-13.2 Mvar
HE ANGOSTURA U1: m:Qsum:bus1
HE ANGOSTURA U2: m:Qsum:bus1
HE ANGOSTURA U3: Total Reactive Power in Mvar
TR PUERTO MONTT 220/16.7kV 70MVA N4: Total Reactive P...
25.7 deg
HE ANGOSTURA U1: c:firel
HE ANGOSTURA U2: c:firel
HE ANGOSTURA U3: firel in deg
77.1 MW
77.1 MW
16.2 MW
HP RUCATAYO U1: m:Psum:bus1
TER VALDIVIA U1: Total Active Power in MW
HE CANUTILLAR U1: Total Active Power in MW
HE CANUTILLAR U2: Total Active Power in MW
-4.5 Mvar
-5.2 Mvar
-5.2 Mvar
HP RUCATAYO U1: m:Qsum:bus1
TER VALDIVIA U1: Total Reactive Power in Mvar
HE CANUTILLAR U1: Total Reactive Power in Mvar
HE CANUTILLAR U2: Total Reactive Power in Mvar
18.4 deg
18.4 deg
3.7 deg
HP RUCATAYO U1: c:firel
TER VALDIVIA U1: firel in deg
HE CANUTILLAR U1: firel in deg
HE CANUTILLAR U2: firel in deg
11.2 MW
5.4 MW
HP PILMAIQUEN U1: Total Active Power in MW
HP PILMAIQUEN U2: Total Active Power in MW
HP PILMAIQUEN U3: m:Psum:bus1
HP PILMAIQUEN U4: m:Psum:bus1
HP PILMAIQUEN U5: m:Psum:bus1
HP PULLINQUE U1: Total Active Power in MW
2 more...
0.9 Mvar
0.0 Mvar
0.0 Mvar
HP PILMAIQUEN U1: Total Reactive Power in Mvar
HP PILMAIQUEN U2: Total Reactive Power in Mvar
HP PILMAIQUEN U3: m:Qsum:bus1
HP PILMAIQUEN U4: m:Qsum:bus1
HP PILMAIQUEN U5: m:Qsum:bus1
HP PULLINQUE U1: Total Reactive Power in Mvar
2 more...
8.4 deg
8.4 deg
-2.3 deg
HP PILMAIQUEN U1: firel in deg
HP PILMAIQUEN U2: firel in deg
HP PILMAIQUEN U3: c:firel
HP PILMAIQUEN U4: c:firel
HP PILMAIQUEN U5: c:firel
HP PULLINQUE U1: firel in deg
2 more...

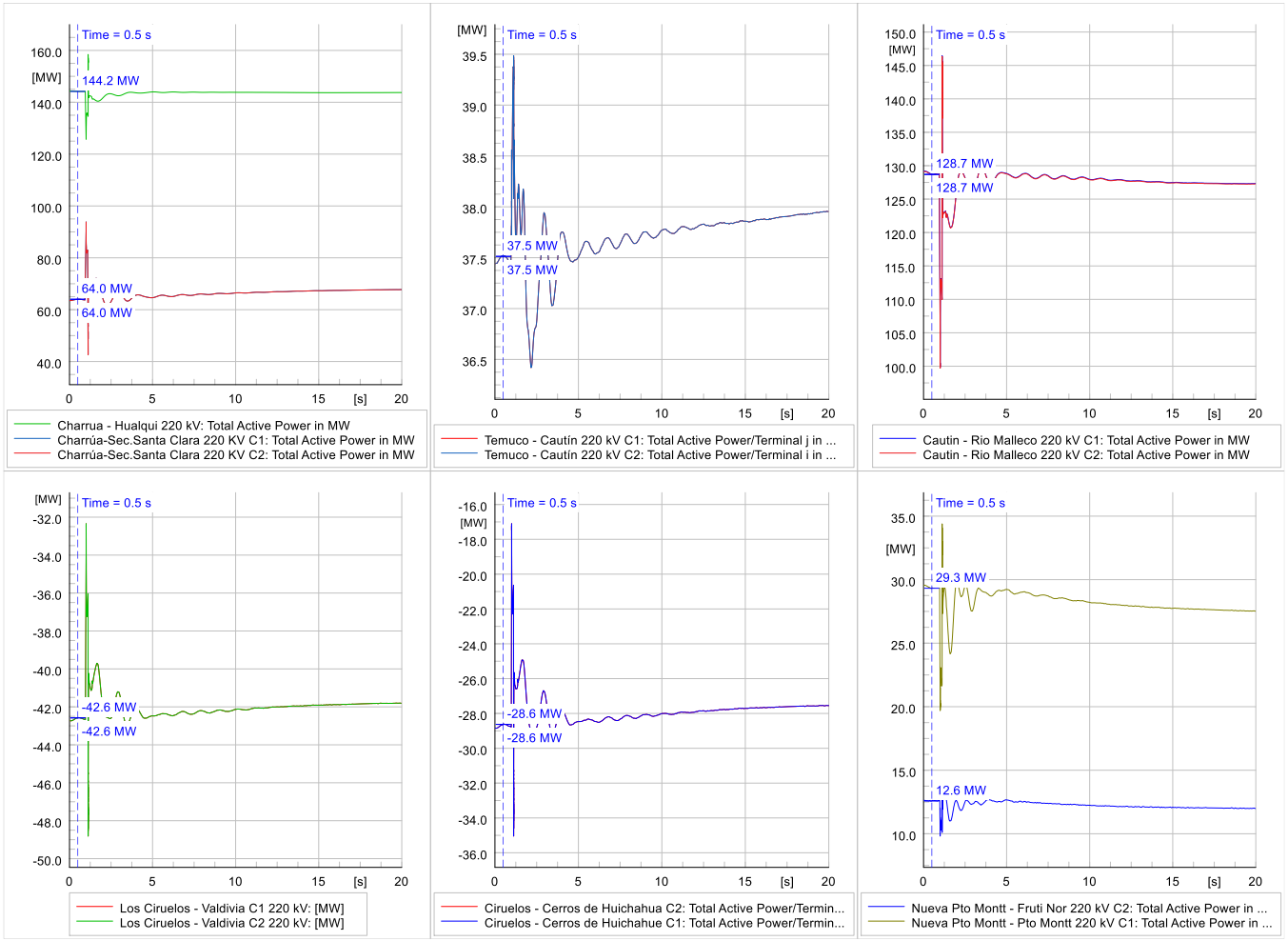
Time = 0.5 s
144.2 MW
64.0 MW
64.0 MW
Charrua - Hualqui 220 kV: Total Active Power in MW
Charrúa-Sec.Santa Clara 220 KV C1: Total Active Power in MW
Charrúa-Sec.Santa Clara 220 KV C2: Total Active Power in MW
37.5 MW
37.5 MW
Temuco - Cautín 220 kV C1: Total Active Power/Terminal j in ...
Temuco - Cautín 220 kV C2: Total Active Power/Terminal i in ...
128.7 MW
128.7 MW
Cautin - Rio Malleco 220 kV C1: Total Active Power in MW
Cautin - Rio Malleco 220 kV C2: Total Active Power in MW
-42.6 MW
-42.6 MW
Los Ciruelos - Valdivia C1 220 kV: [MW]
Los Ciruelos - Valdivia C2 220 kV: [MW]
-28.6 MW
-28.6 MW
Ciruelos - Cerros de Huichahua C2: Total Active Power/Termin...
Ciruelos - Cerros de Huichahue C1: Total Active Power/Termin...
29.3 MW
12.6 MW
Nueva Pto Montt - Fruti Nor 220 kV C2: Total Active Power in ...
Nueva Pto Montt - Pto Montt 220 kV C1: Total Active Power in ...

17.2 E1 2024_03_04 DA 16 Hrs.- Nueva Pan de Azúcar - Polpaico 500kV

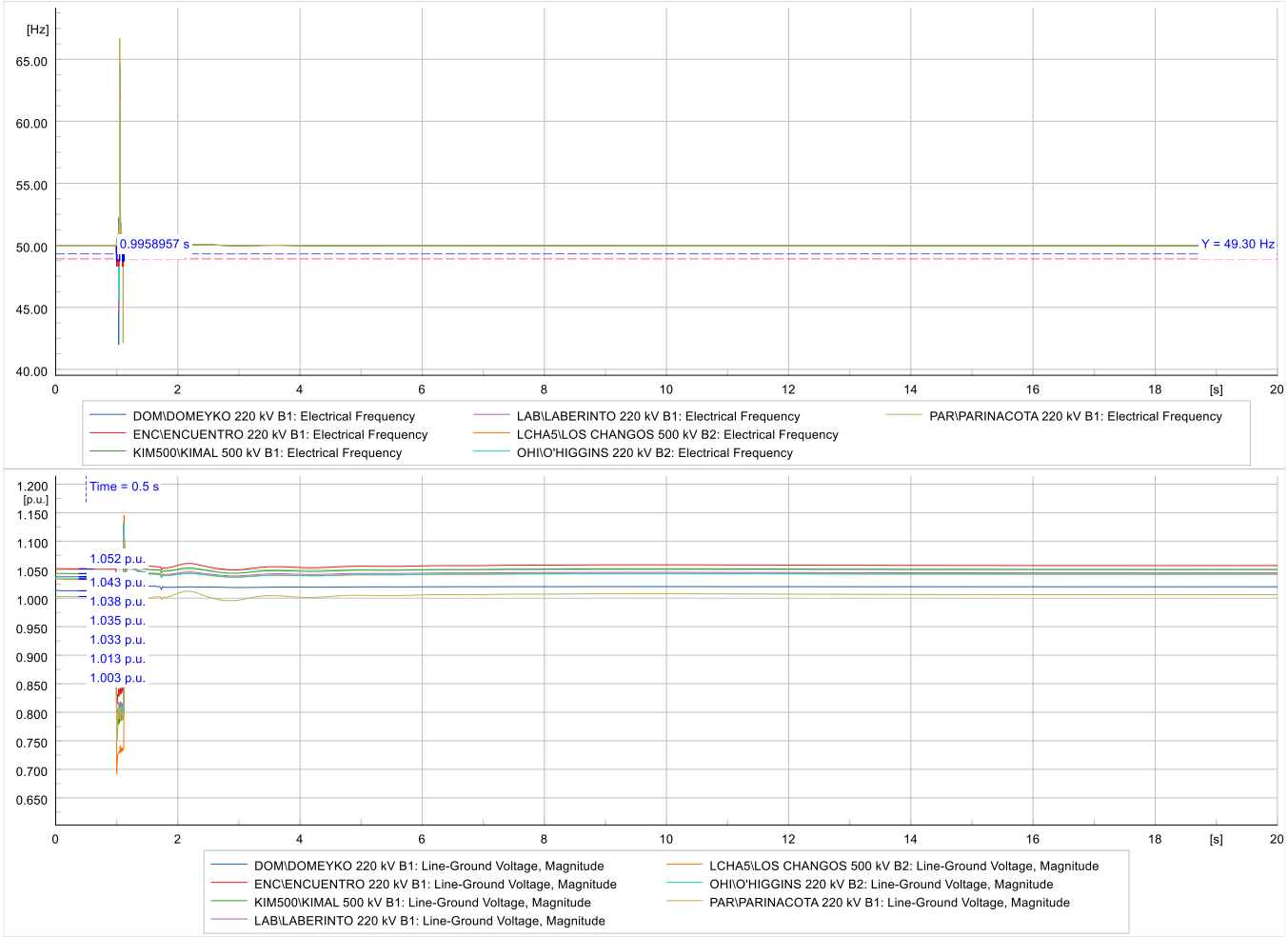

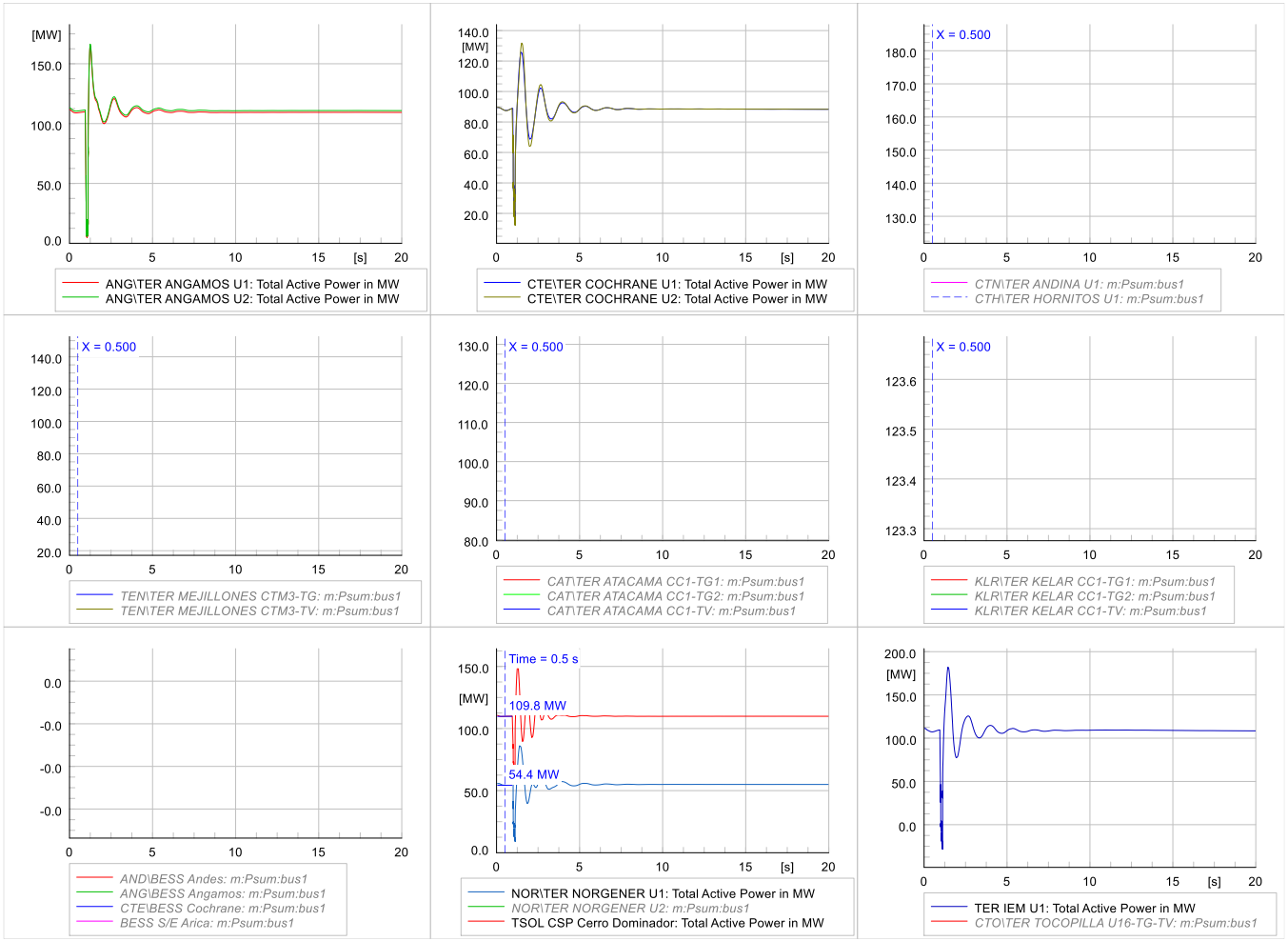
[MW]
[s]
ANG\TER ANGAMOS U1: Total Active Power in MW
ANG\TER ANGAMOS U2: Total Active Power in MW
CTE\TER COCHRANE U1: Total Active Power in MW
CTE\TER COCHRANE U2: Total Active Power in MW
X = 0.500
CTN\TER ANDINA U1: m:Psum:bus1
CTH\TER HORNITOS U1: m:Psum:bus1
TEN\TER MEJILLONES CTM3-TG: m:Psum:bus1
TEN\TER MEJILLONES CTM3-TV: m:Psum:bus1
CAT\TER ATACAMA CC1-TG1: m:Psum:bus1
CAT\TER ATACAMA CC1-TG2: m:Psum:bus1
CAT\TER ATACAMA CC1-TV: m:Psum:bus1
KLR\TER KELAR CC1-TG1: m:Psum:bus1
KLR\TER KELAR CC1-TG2: m:Psum:bus1
KLR\TER KELAR CC1-TV: m:Psum:bus1
AND\BESS Andes: m:Psum:bus1
ANG\BESS Angamos: m:Psum:bus1
CTE\BESS Cochrane: m:Psum:bus1
BESS S/E Arica: m:Psum:bus1
Time = 0.5 s
109.8 MW
54.4 MW
NOR\TER NORGENER U1: Total Active Power in MW
NOR\TER NORGENER U2: m:Psum:bus1
TSOL CSP Cerro Dominador: Total Active Power in MW
TER IEM U1: Total Active Power in MW
CTO\TER TOCOPILLA U16-TG-TV: m:Psum:bus1

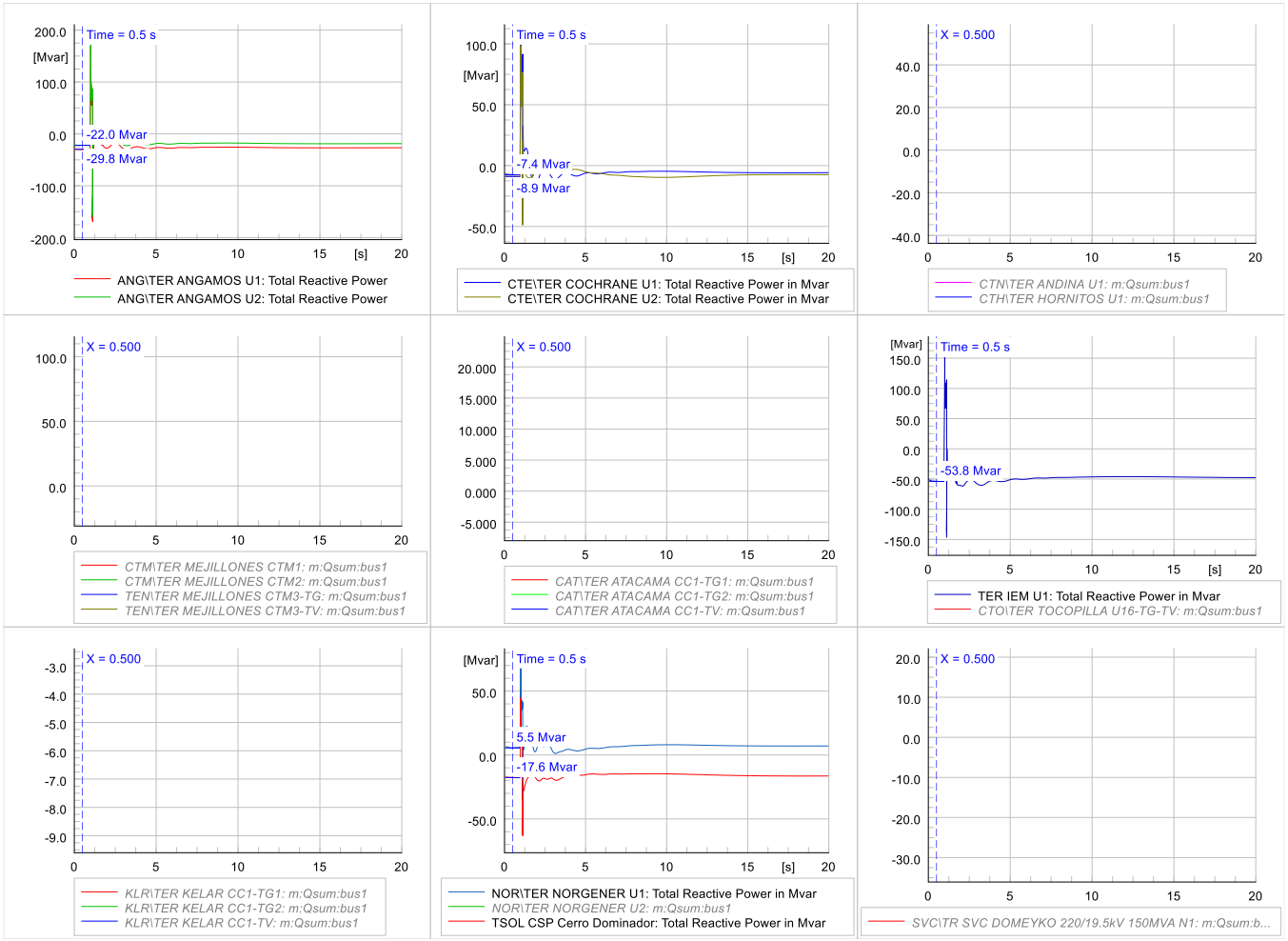
Time = 0.5 s
-22.0 Mvar
-29.8 Mvar
ANG\TER ANGAMOS U1: Total Reactive Power
ANG\TER ANGAMOS U2: Total Reactive Power
Time = 0.5 s
-7.4 Mvar
-8.9 Mvar
CTE\TER COCHRANE U1: Total Reactive Power in Mvar
CTE\TER COCHRANE U2: Total Reactive Power in Mvar
X = 0.500
CTN\TER ANDINA U1: m:Qsum:bus1
CTH\TER HORNITOS U1: m:Qsum:bus1
X = 0.500
CTM\TER MEJILLONES CTM1: m:Qsum:bus1
CTM\TER MEJILLONES CTM2: m:Qsum:bus1
TEN\TER MEJILLONES CTM3-TG: m:Qsum:bus1
TEN\TER MEJILLONES CTM3-TV: m:Qsum:bus1
X = 0.500
CAT\TER ATACAMA CC1-TG1: m:Qsum:bus1
CAT\TER ATACAMA CC1-TG2: m:Qsum:bus1
CAT\TER ATACAMA CC1-TV: m:Qsum:bus1
Time = 0.5 s
-53.8 Mvar
TER IEM U1: Total Reactive Power in Mvar
CTO\TER TOCOPILLA U16-TG-TV: m:Qsum:bus1
X = 0.500
KLR\TER KELAR CC1-TG1: m:Qsum:bus1
KLR\TER KELAR CC1-TG2: m:Qsum:bus1
KLR\TER KELAR CC1-TV: m:Qsum:bus1
Time = 0.5 s
5.5 Mvar
-17.6 Mvar
NOR\TER NORGENER U1: Total Reactive Power in Mvar
NOR\TER NORGENER U2: m:Qsum:bus1
TSOL CSP Cerro Dominador: Total Reactive Power in Mvar
X = 0.500
SVC\TR SVC DOMEYKO 220/19.5kV 150MVA N1: m:Qsum:b...

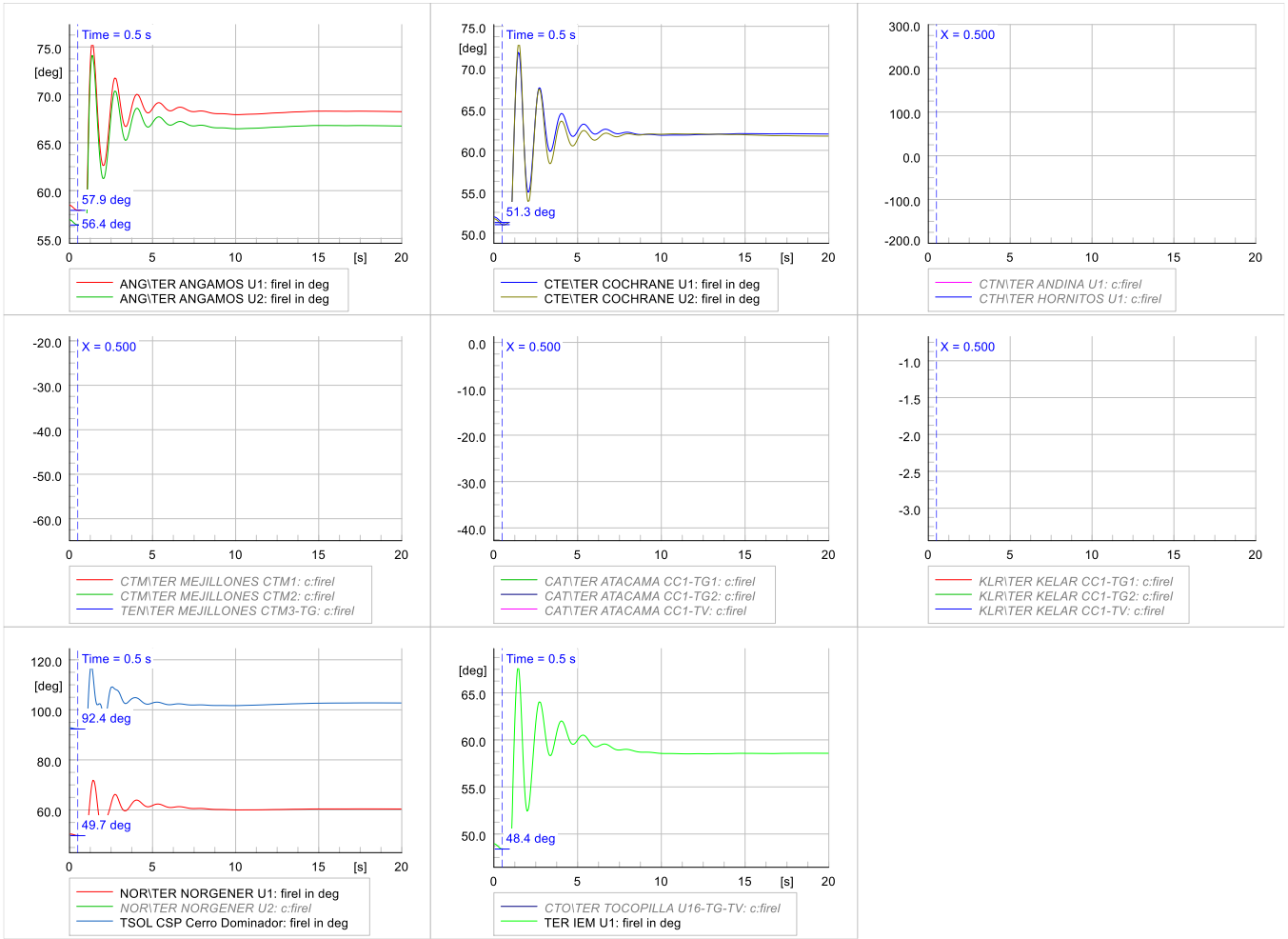
Time = 0.5 s
75.0
[deg]
70.0
65.0
60.0
55.0
57.9 deg
56.4 deg
0
5
10
15
[s]
20
ANG\TER ANGAMOS U1: firel in deg
ANG\TER ANGAMOS U2: firel in deg
Time = 0.5 s
75.0
[deg]
70.0
65.0
60.0
55.0
50.0
51.3 deg
CTE\TER COCHRANE U1: firel in deg
CTE\TER COCHRANE U2: firel in deg
X = 0.500
300.0
200.0
100.0
0.0
-100.0
-200.0
CTN\TER ANDINA U1: c:firel
CTH\TER HORNITOS U1: c:firel
X = 0.500
-20.0
-30.0
-40.0
-50.0
-60.0
CTM\TER MEJILLONES CTM1: c:firel
CTM\TER MEJILLONES CTM2: c:firel
TEN\TER MEJILLONES CTM3-TG: c:firel
X = 0.500
0.0
-10.0
-20.0
-30.0
-40.0
CAT\TER ATACAMA CC1-TG1: c:firel
CAT\TER ATACAMA CC1-TG2: c:firel
CAT\TER ATACAMA CC1-TV: c:firel
X = 0.500
-1.0
-1.5
-2.0
-2.5
-3.0
KLR\TER KELAR CC1-TG1: c:firel
KLR\TER KELAR CC1-TG2: c:firel
KLR\TER KELAR CC1-TV: c:firel
Time = 0.5 s
120.0
[deg]
100.0
80.0
60.0
92.4 deg
49.7 deg
NOR\TER NORGENER U1: firel in deg
NOR\TER NORGENER U2: c:firel
TSOL CSP Cerro Dominador: firel in deg
Time = 0.5 s
[deg]
65.0
60.0
55.0
50.0
48.4 deg
CTO\TER TOCOPILLA U16-TG-TV: c:firel
TER IEM U1: firel in deg

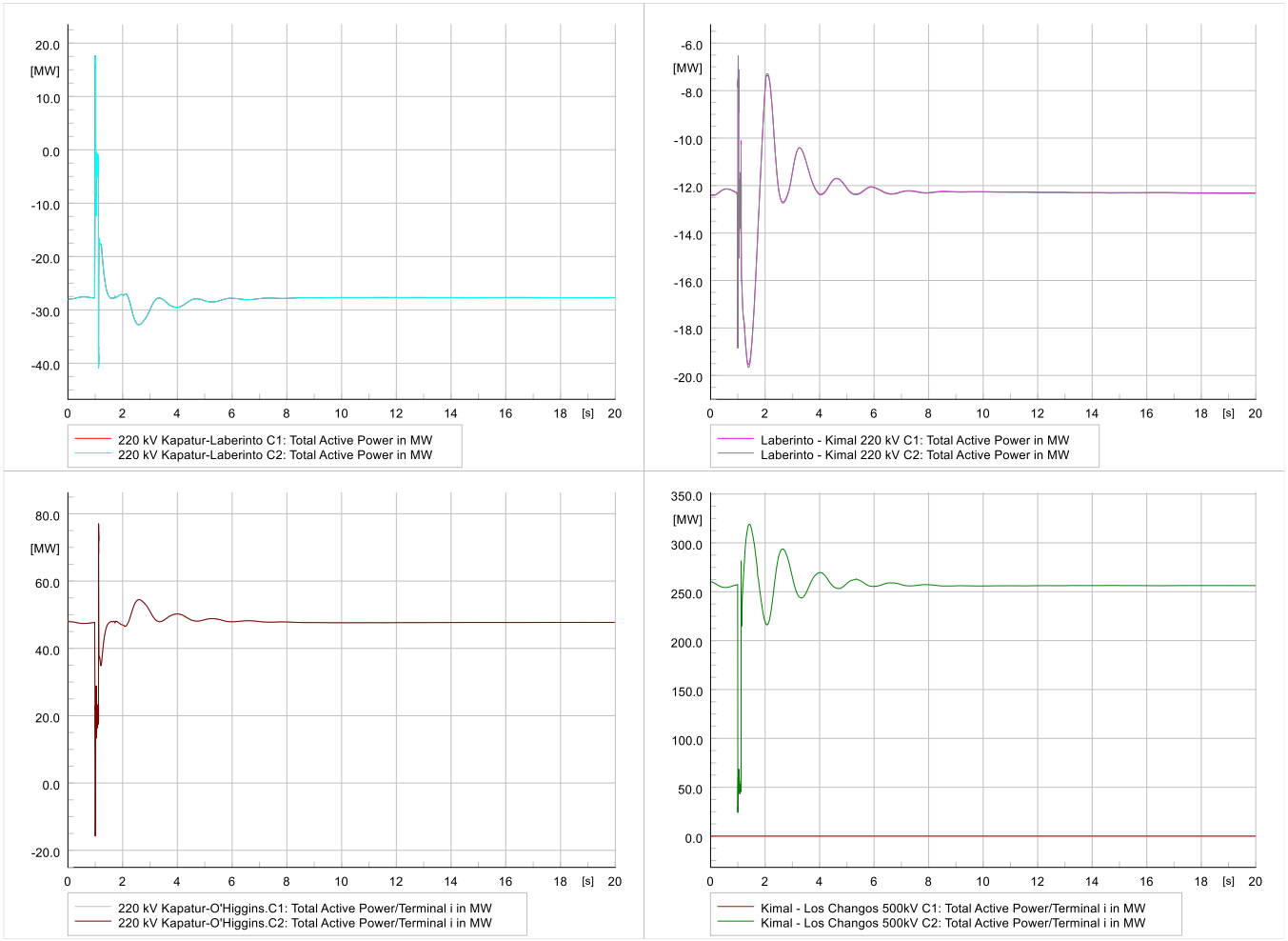
[MW]
[s]
220 kV Kapatur-Laberinto C1: Total Active Power in MW
220 kV Kapatur-Laberinto C2: Total Active Power in MW
Laberinto - Kimal 220 kV C1: Total Active Power in MW
Laberinto - Kimal 220 kV C2: Total Active Power in MW
220 kV Kapatur-O'Higgins.C1: Total Active Power/Terminal i in MW
220 kV Kapatur-O'Higgins.C2: Total Active Power/Terminal i in MW
Kimal - Los Changos 500kV C1: Total Active Power/Terminal i in MW
Kimal - Los Changos 500kV C2: Total Active Power/Terminal i in MW

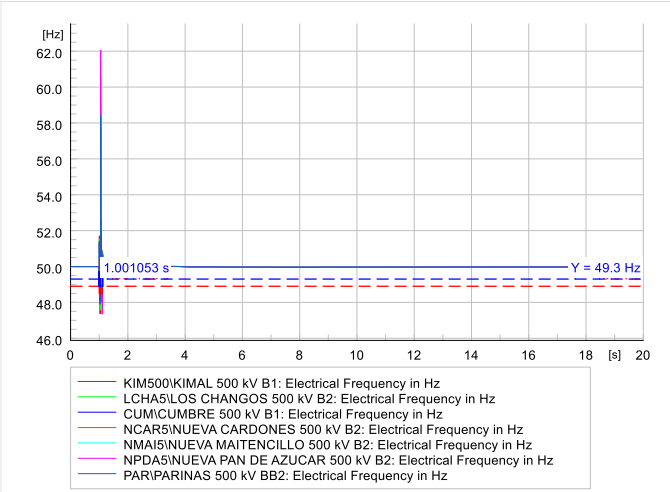
[Hz]
62.0
60.0
58.0
56.0
54.0
52.0
50.0
48.0
46.0
1.001053 s
Y = 49.3 Hz
0 2 4 6 8 10 12 14 16 18 [s] 20
KIM500\KIMAL 500 kV B1: Electrical Frequency in Hz
LCHA5\LOS CHANGOS 500 kV B2: Electrical Frequency in Hz
CUM\CUMBRE 500 kV B1: Electrical Frequency in Hz
NCAR5\NUEVA CARDONES 500 kV B2: Electrical Frequency in Hz
NMAI5\NUEVA MAITENCILLO 500 kV B2: Electrical Frequency in Hz
NPDA5\NUEVA PAN DE AZUCAR 500 kV B2: Electrical Frequency in Hz
PAR\PARINAS 500 kV BB2: Electrical Frequency in Hz

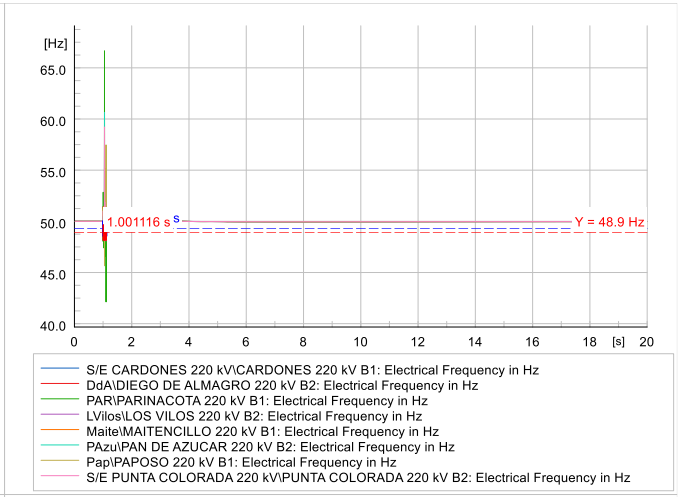
[Hz]
65.0
60.0
55.0
50.0
45.0
40.0
1.001116 s
Y = 48.9 Hz
0 2 4 6 8 10 12 14 16 18 [s] 20
S/E CARDONES 220 kV\CARDONES 220 kV B1: Electrical Frequency in Hz
DdA\DIEGO DE ALMAGRO 220 kV B2: Electrical Frequency in Hz
PAR\PARINACOTA 220 kV B1: Electrical Frequency in Hz
LVilos\LOS VILOS 220 kV B2: Electrical Frequency in Hz
Maite\MAITENCILLO 220 kV B1: Electrical Frequency in Hz
PAzu\PAN DE AZUCAR 220 kV B2: Electrical Frequency in Hz
Pap\PAPOSO 220 kV B1: Electrical Frequency in Hz
S/E PUNTA COLORADA 220 kV\PUNTA COLORADA 220 kV B2: Electrical Frequency in Hz

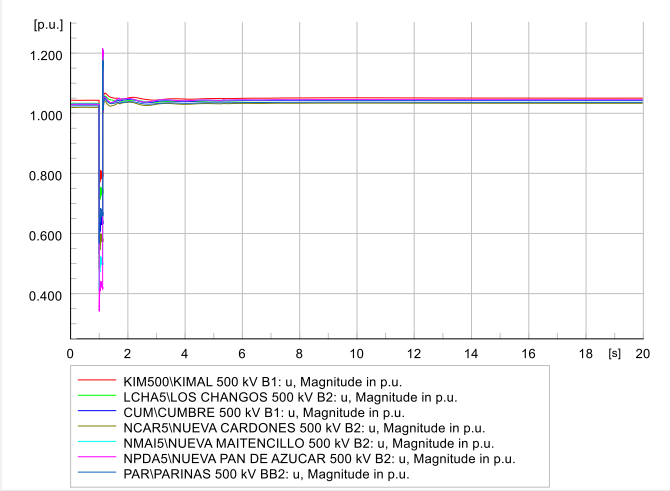
[p.u.]
1.200
1.000
0.800
0.600
0.400
0 2 4 6 8 10 12 14 16 18 [s] 20
KIM500\KIMAL 500 kV B1: u, Magnitude in p.u.
LCHA5\LOS CHANGOS 500 kV B2: u, Magnitude in p.u.
CUM\CUMBRE 500 kV B1: u, Magnitude in p.u.
NCAR5\NUEVA CARDONES 500 kV B2: u, Magnitude in p.u.
NMAI5\NUEVA MAITENCILLO 500 kV B2: u, Magnitude in p.u.
NPDA5\NUEVA PAN DE AZUCAR 500 kV B2: u, Magnitude in p.u.
PAR\PARINAS 500 kV BB2: u, Magnitude in p.u.

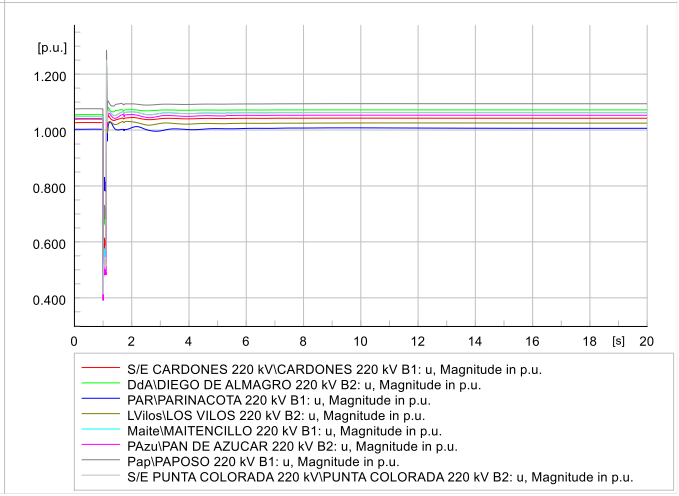
[p.u.]
1.200
1.000
0.800
0.600
0.400
0 2 4 6 8 10 12 14 16 18 [s] 20
S/E CARDONES 220 kV\CARDONES 220 kV B1: u, Magnitude in p.u.
DdA\DIEGO DE ALMAGRO 220 kV B2: u, Magnitude in p.u.
PAR\PARINACOTA 220 kV B1: u, Magnitude in p.u.
LVilos\LOS VILOS 220 kV B2: u, Magnitude in p.u.
Maite\MAITENCILLO 220 kV B1: u, Magnitude in p.u.
PAzu\PAN DE AZUCAR 220 kV B2: u, Magnitude in p.u.
Pap\PAPOSO 220 kV B1: u, Magnitude in p.u.
S/E PUNTA COLORADA 220 kV\PUNTA COLORADA 220 kV B2: u, Magnitude in p.u.

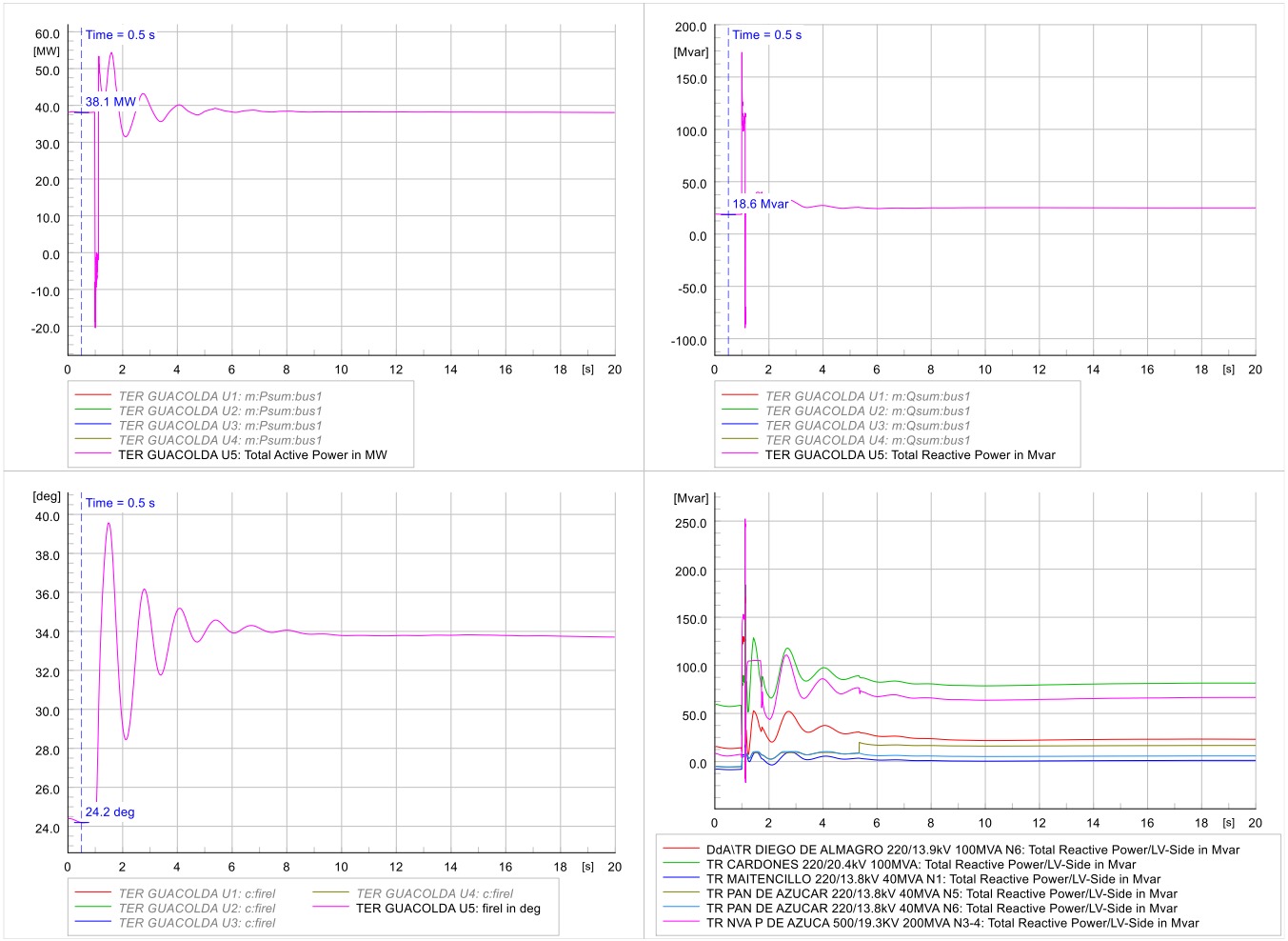
Time = 0.5 s
38.1 MW
[MW]
TER GUACOLDA U1: m:Psum:bus1
TER GUACOLDA U2: m:Psum:bus1
TER GUACOLDA U3: m:Psum:bus1
TER GUACOLDA U4: m:Psum:bus1
TER GUACOLDA U5: Total Active Power in MW
Time = 0.5 s
18.6 Mvar
[Mvar]
TER GUACOLDA U1: m:Qsum:bus1
TER GUACOLDA U2: m:Qsum:bus1
TER GUACOLDA U3: m:Qsum:bus1
TER GUACOLDA U4: m:Qsum:bus1
TER GUACOLDA U5: Total Reactive Power in Mvar
Time = 0.5 s
24.2 deg
[deg]
TER GUACOLDA U1: c:firel
TER GUACOLDA U2: c:firel
TER GUACOLDA U3: c:firel
TER GUACOLDA U4: c:firel
TER GUACOLDA U5: firel in deg
[Mvar]
DdA\TR DIEGO DE ALMAGRO 220/13.9kV 100MVA N6: Total Reactive Power/LV-Side in Mvar
TR CARDONES 220/20.4kV 100MVA: Total Reactive Power/LV-Side in Mvar
TR MAITENCILLO 220/13.8kV 40MVA N1: Total Reactive Power/LV-Side in Mvar
TR PAN DE AZUCAR 220/13.8kV 40MVA N5: Total Reactive Power/LV-Side in Mvar
TR PAN DE AZUCAR 220/13.8kV 40MVA N6: Total Reactive Power/LV-Side in Mvar
TR NVA P DE AZUCA 500/19.3KV 200MVA N3-4: Total Reactive Power/LV-Side in Mvar

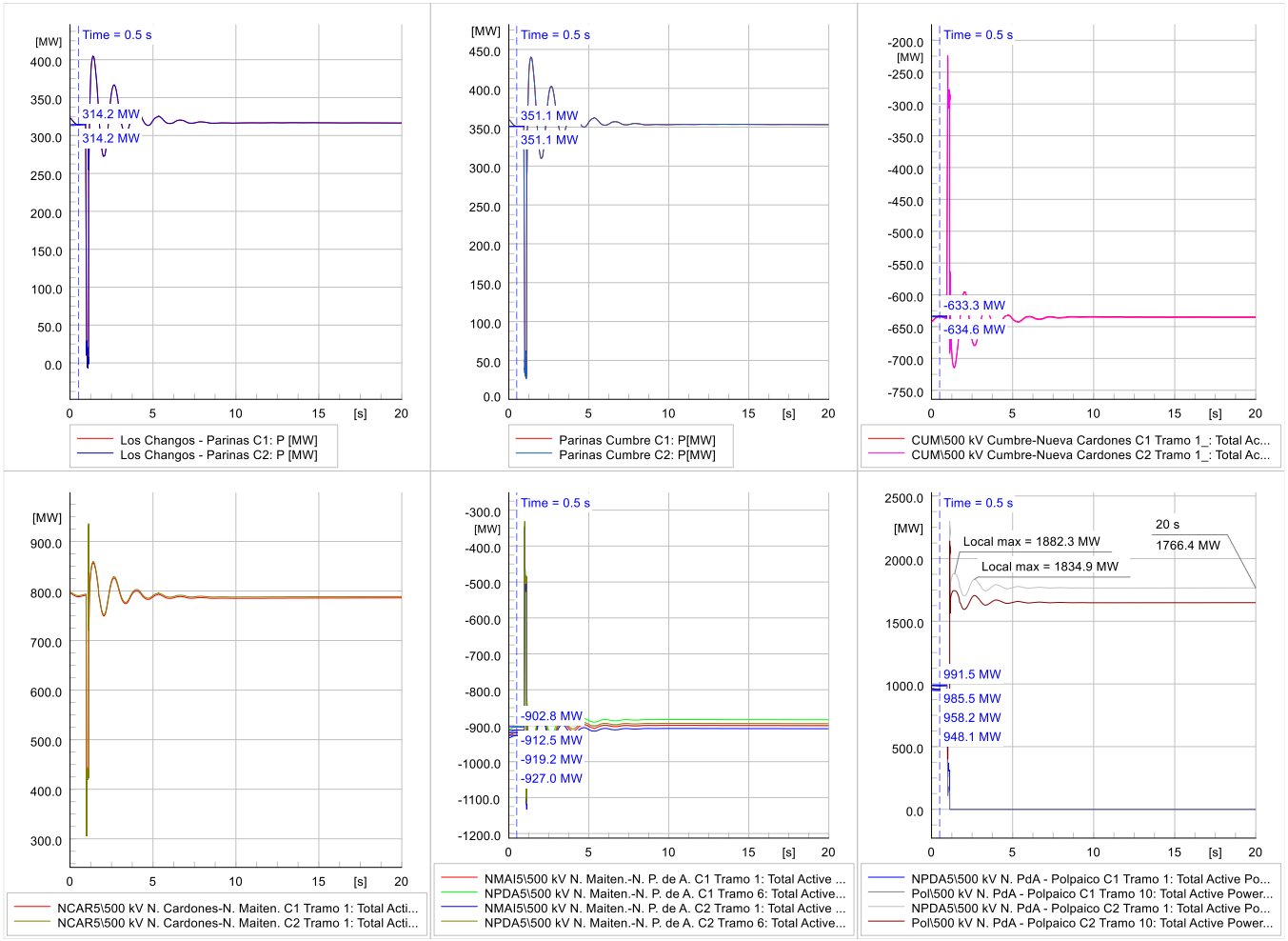
Time = 0.5 s
[MW]
314.2 MW
314.2 MW
Los Changos - Parinas C1: P [MW]
Los Changos - Parinas C2: P [MW]
351.1 MW
351.1 MW
Parinas Cumbre C1: P[MW]
Parinas Cumbre C2: P[MW]
-633.3 MW
-634.6 MW
CUM\500 kV Cumbre-Nueva Cardones C1 Tramo 1_: Total Ac...
CUM\500 kV Cumbre-Nueva Cardones C2 Tramo 1_: Total Ac...
NCAR5\500 kV N. Cardones-N. Maiten. C1 Tramo 1: Total Acti...
NCAR5\500 kV N. Cardones-N. Maiten. C2 Tramo 1: Total Acti...
-902.8 MW
-912.5 MW
-919.2 MW
-927.0 MW
NMAI5\500 kV N. Maiten.-N. P. de A. C1 Tramo 1: Total Active ...
NPDA5\500 kV N. Maiten.-N. P. de A. C1 Tramo 6: Total Active...
NMAI5\500 kV N. Maiten.-N. P. de A. C2 Tramo 1: Total Active ...
NPDA5\500 kV N. Maiten.-N. P. de A. C2 Tramo 6: Total Active...
Local max = 1882.3 MW
Local max = 1834.9 MW
20 s
1766.4 MW
991.5 MW
985.5 MW
958.2 MW
948.1 MW
NPDA5\500 kV N. PdA - Polpaico C1 Tramo 1: Total Active Po...
Pol\500 kV N. PdA - Polpaico C1 Tramo 10: Total Active Power...
NPDA5\500 kV N. PdA - Polpaico C2 Tramo 1: Total Active Po...
Pol\500 kV N. PdA - Polpaico C2 Tramo 10: Total Active Power...

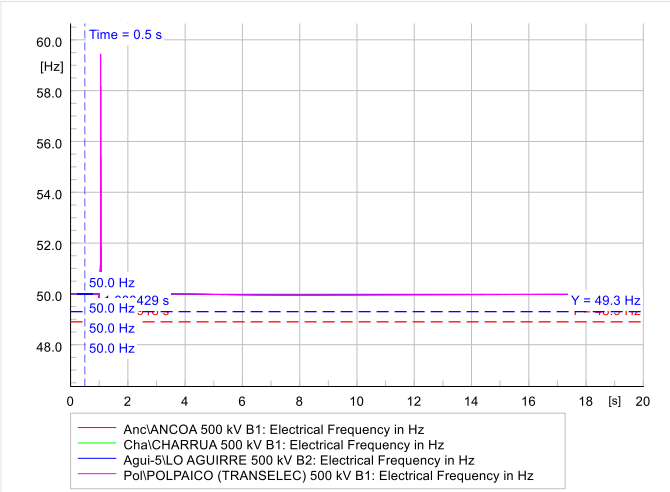
Time = 0.5 s
[Hz]
50.0 Hz
Y = 49.3 Hz
Anc\ANCOA 500 kV B1: Electrical Frequency in Hz
Cha\CHARRUA 500 kV B1: Electrical Frequency in Hz
Agui-5\LO AGUIRRE 500 kV B2: Electrical Frequency in Hz
Pol\POLPAICO (TRANSELEC) 500 kV B1: Electrical Frequency in Hz

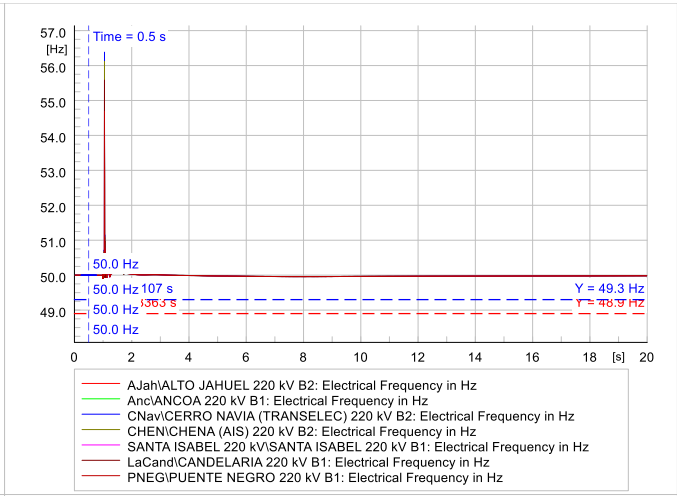
Time = 0.5 s
[Hz]
50.0 Hz
Y = 49.3 Hz
AJah\ALTO JAHUEL 220 kV B2: Electrical Frequency in Hz
Anc\ANCOA 220 kV B1: Electrical Frequency in Hz
CNav\CERRO NAVIA (TRANSELEC) 220 kV B2: Electrical Frequency in Hz
CHEN\CHENA (AIS) 220 kV B2: Electrical Frequency in Hz
SANTA ISABEL 220 kV\SANTA ISABEL 220 kV B1: Electrical Frequency in Hz
LaCand\CANDELARIA 220 kV B1: Electrical Frequency in Hz
PNEG\PUENTE NEGRO 220 kV B1: Electrical Frequency in Hz

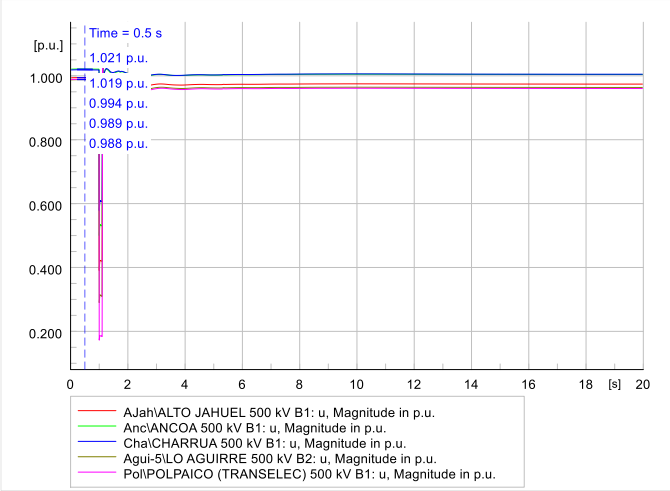
Time = 0.5 s
[p.u.]
1.021 p.u.
1.019 p.u.
0.994 p.u.
0.989 p.u.
0.988 p.u.
AJah\ALTO JAHUEL 500 kV B1: u, Magnitude in p.u.
Anc\ANCOA 500 kV B1: u, Magnitude in p.u.
Cha\CHARRUA 500 kV B1: u, Magnitude in p.u.
Agui-5\LO AGUIRRE 500 kV B2: u, Magnitude in p.u.
Pol\POLPAICO (TRANSELEC) 500 kV B1: u, Magnitude in p.u.

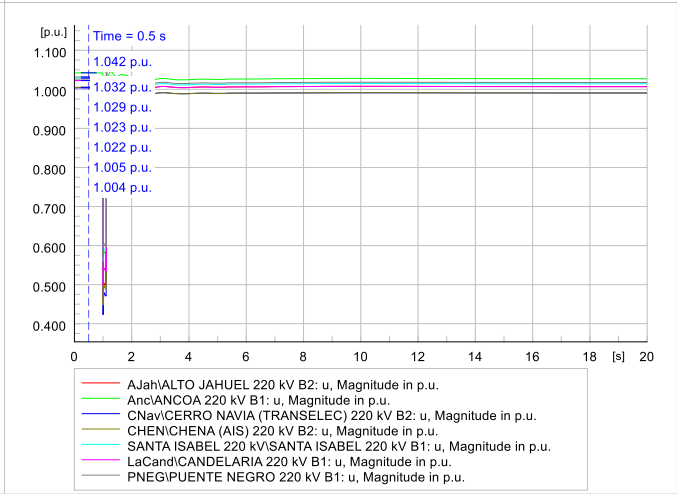
Time = 0.5 s
[p.u.]
1.042 p.u.
1.032 p.u.
1.029 p.u.
1.023 p.u.
1.022 p.u.
1.005 p.u.
1.004 p.u.
AJah\ALTO JAHUEL 220 kV B2: u, Magnitude in p.u.
Anc\ANCOA 220 kV B1: u, Magnitude in p.u.
CNav\CERRO NAVIA (TRANSELEC) 220 kV B2: u, Magnitude in p.u.
CHEN\CHENA (AIS) 220 kV B2: u, Magnitude in p.u.
SANTA ISABEL 220 kV\SANTA ISABEL 220 kV B1: u, Magnitude in p.u.
LaCand\CANDELARIA 220 kV B1: u, Magnitude in p.u.
PNEG\PUENTE NEGRO 220 kV B1: u, Magnitude in p.u.

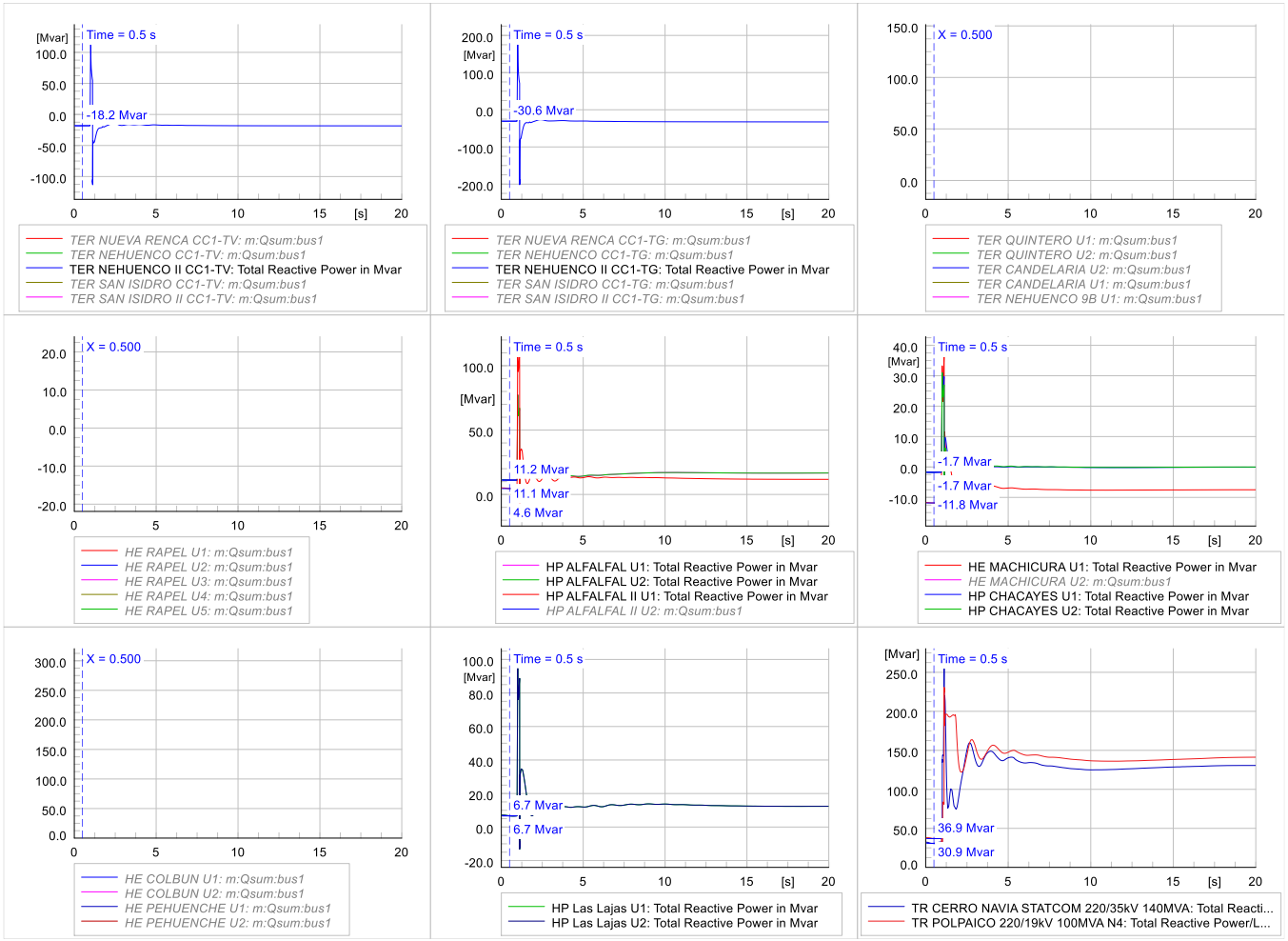
Time = 0.5 s
-18.2 Mvar
TER NUEVA RENCA CC1-TV: m:Qsum:bus1
TER NEHUENCO CC1-TV: m:Qsum:bus1
TER NEHUENCO II CC1-TV: Total Reactive Power in Mvar
TER SAN ISIDRO CC1-TV: m:Qsum:bus1
TER SAN ISIDRO II CC1-TV: m:Qsum:bus1
Time = 0.5 s
-30.6 Mvar
TER NUEVA RENCA CC1-TG: m:Qsum:bus1
TER NEHUENCO CC1-TG: m:Qsum:bus1
TER NEHUENCO II CC1-TG: Total Reactive Power in Mvar
TER SAN ISIDRO CC1-TG: m:Qsum:bus1
TER SAN ISIDRO II CC1-TG: m:Qsum:bus1
X = 0.500
TER QUINTERO U1: m:Qsum:bus1
TER QUINTERO U2: m:Qsum:bus1
TER CANDELARIA U2: m:Qsum:bus1
TER CANDELARIA U1: m:Qsum:bus1
TER NEHUENCO 9B U1: m:Qsum:bus1
X = 0.500
HE RAPEL U1: m:Qsum:bus1
HE RAPEL U2: m:Qsum:bus1
HE RAPEL U3: m:Qsum:bus1
HE RAPEL U4: m:Qsum:bus1
HE RAPEL U5: m:Qsum:bus1
Time = 0.5 s
11.2 Mvar
11.1 Mvar
4.6 Mvar
HP ALFALFAL U1: Total Reactive Power in Mvar
HP ALFALFAL U2: Total Reactive Power in Mvar
HP ALFALFAL II U1: Total Reactive Power in Mvar
HP ALFALFAL II U2: m:Qsum:bus1
Time = 0.5 s
-1.7 Mvar
-1.7 Mvar
-11.8 Mvar
HE MACHICURA U1: Total Reactive Power in Mvar
HE MACHICURA U2: m:Qsum:bus1
HP CHACAYES U1: Total Reactive Power in Mvar
HP CHACAYES U2: Total Reactive Power in Mvar
X = 0.500
HE COLBUN U1: m:Qsum:bus1
HE COLBUN U2: m:Qsum:bus1
HE PEHUENCHE U1: m:Qsum:bus1
HE PEHUENCHE U2: m:Qsum:bus1
Time = 0.5 s
6.7 Mvar
6.7 Mvar
HP Las Lajas U1: Total Reactive Power in Mvar
HP Las Lajas U2: Total Reactive Power in Mvar
Time = 0.5 s
36.9 Mvar
30.9 Mvar
TR CERRO NAVIA STATCOM 220/35kV 140MVA: Total Reacti...
TR POLPAICO 220/19kV 100MVA N4: Total Reactive Power/L...

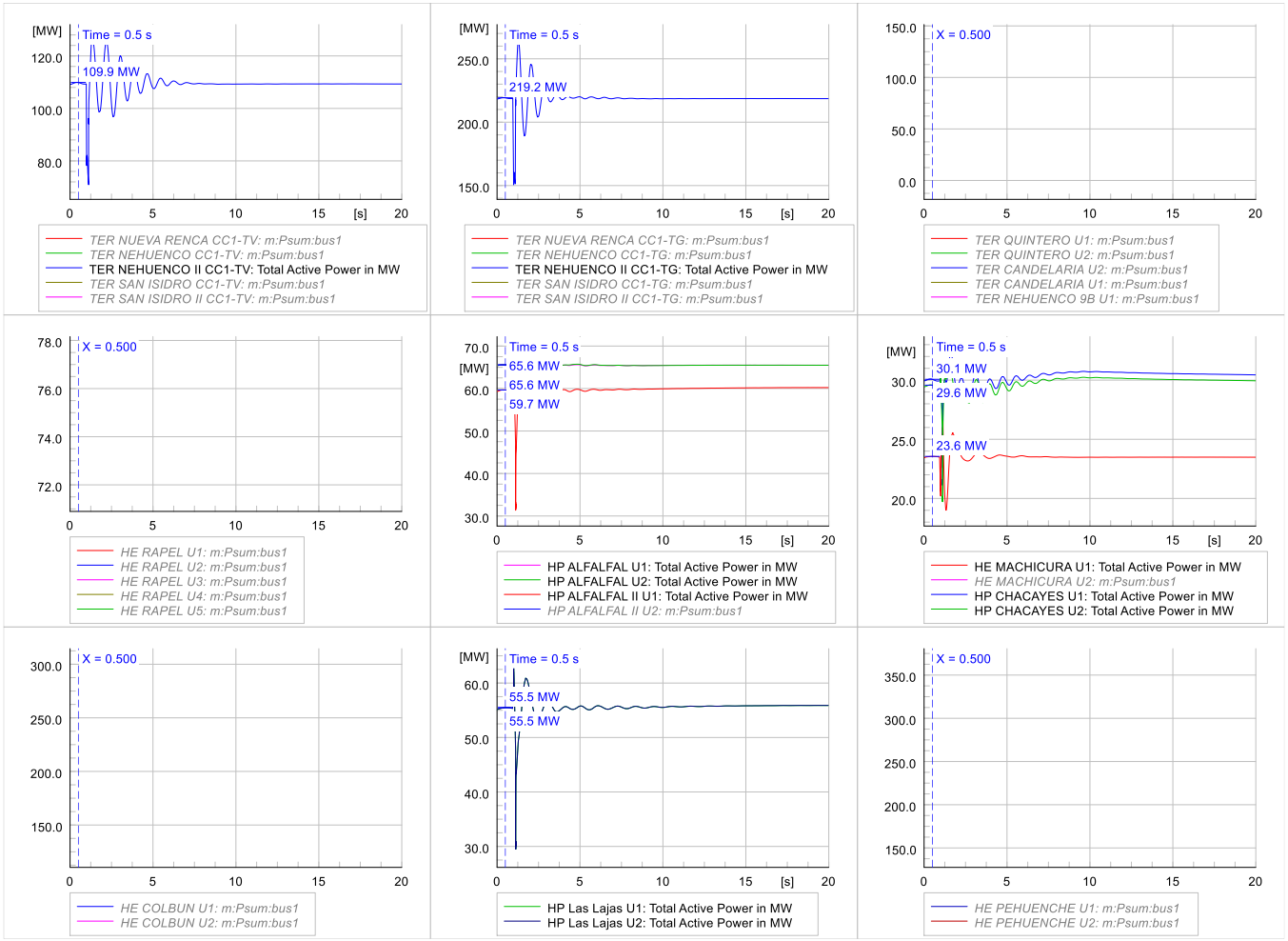
[MW]
Time = 0.5 s
109.9 MW
120.0
100.0
80.0
0 5 10 15 [s] 20
TER NUEVA RENCA CC1-TV: m:Psum:bus1
TER NEHUENCO CC1-TV: m:Psum:bus1
TER NEHUENCO II CC1-TV: Total Active Power in MW
TER SAN ISIDRO CC1-TV: m:Psum:bus1
TER SAN ISIDRO II CC1-TV: m:Psum:bus1
[MW]
Time = 0.5 s
219.2 MW
250.0
200.0
150.0
0 5 10 15 [s] 20
TER NUEVA RENCA CC1-TG: m:Psum:bus1
TER NEHUENCO CC1-TG: m:Psum:bus1
TER NEHUENCO II CC1-TG: Total Active Power in MW
TER SAN ISIDRO CC1-TG: m:Psum:bus1
TER SAN ISIDRO II CC1-TG: m:Psum:bus1
X = 0.500
150.0
100.0
50.0
0.0
0 5 10 15 20
TER QUINTERO U1: m:Psum:bus1
TER QUINTERO U2: m:Psum:bus1
TER CANDELARIA U2: m:Psum:bus1
TER CANDELARIA U1: m:Psum:bus1
TER NEHUENCO 9B U1: m:Psum:bus1
X = 0.500
78.0
76.0
74.0
72.0
0 5 10 15 20
HE RAPEL U1: m:Psum:bus1
HE RAPEL U2: m:Psum:bus1
HE RAPEL U3: m:Psum:bus1
HE RAPEL U4: m:Psum:bus1
HE RAPEL U5: m:Psum:bus1
Time = 0.5 s
[MW]
65.6 MW
65.6 MW
59.7 MW
70.0
60.0
50.0
40.0
30.0
0 5 10 15 [s] 20
HP ALFALFAL U1: Total Active Power in MW
HP ALFALFAL U2: Total Active Power in MW
HP ALFALFAL II U1: Total Active Power in MW
HP ALFALFAL II U2: m:Psum:bus1
[MW]
Time = 0.5 s
30.1 MW
29.6 MW
23.6 MW
30.0
25.0
20.0
0 5 10 15 [s] 20
HE MACHICURA U1: Total Active Power in MW
HE MACHICURA U2: m:Psum:bus1
HP CHACAYES U1: Total Active Power in MW
HP CHACAYES U2: Total Active Power in MW
X = 0.500
300.0
250.0
200.0
150.0
0 5 10 15 20
HE COLBUN U1: m:Psum:bus1
HE COLBUN U2: m:Psum:bus1
[MW]
Time = 0.5 s
55.5 MW
55.5 MW
60.0
50.0
40.0
30.0
0 5 10 15 [s] 20
HP Las Lajas U1: Total Active Power in MW
HP Las Lajas U2: Total Active Power in MW
X = 0.500
350.0
300.0
250.0
200.0
150.0
0 5 10 15 20
HE PEHUENCHE U1: m:Psum:bus1
HE PEHUENCHE U2: m:Psum:bus1

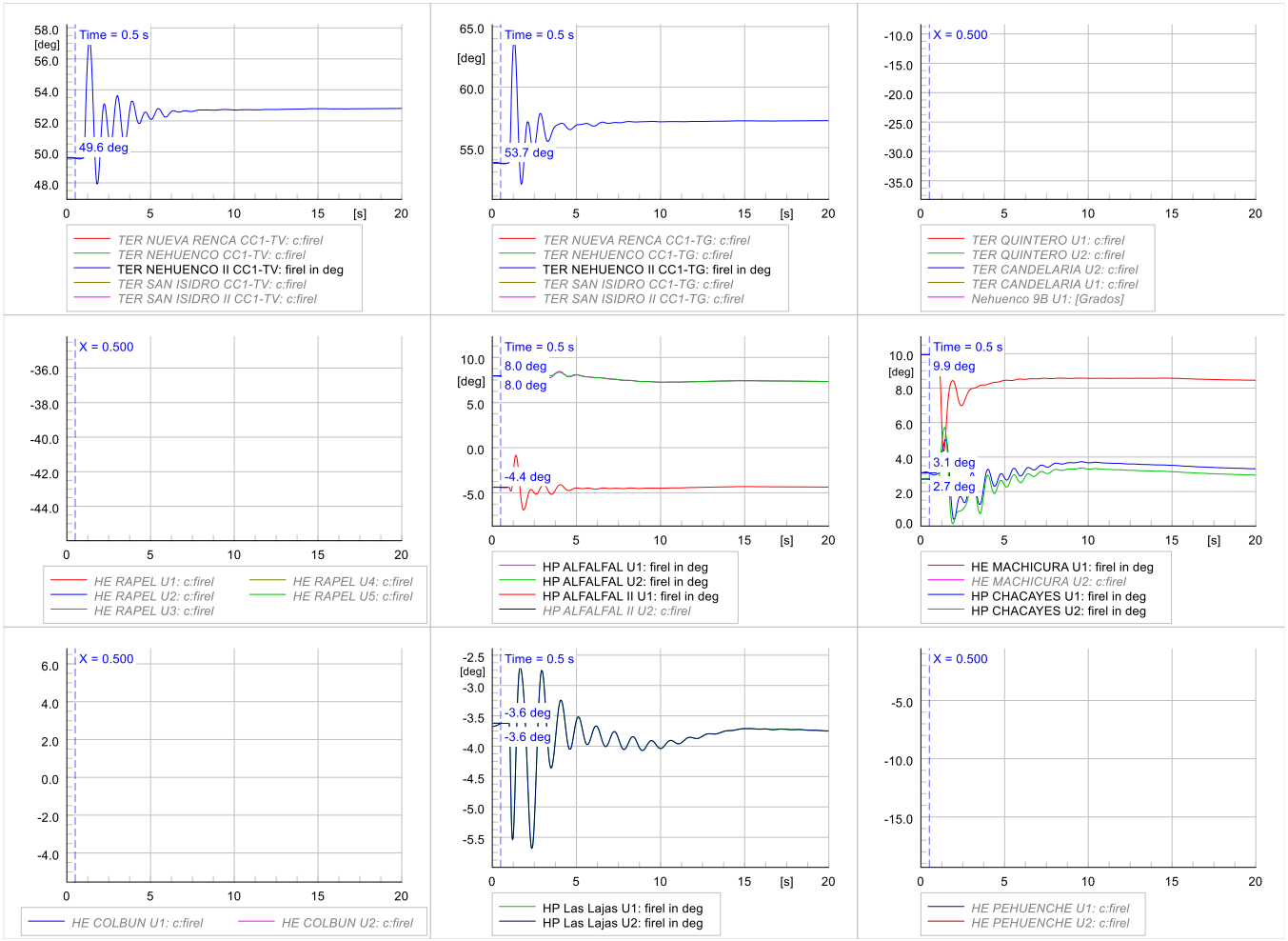
Time = 0.5 s
49.6 deg
TER NUEVA RENCA CC1-TV: c:firel
TER NEHUENCO CC1-TV: c:firel
TER NEHUENCO II CC1-TV: firel in deg
TER SAN ISIDRO CC1-TV: c:firel
TER SAN ISIDRO II CC1-TV: c:firel
Time = 0.5 s
53.7 deg
TER NUEVA RENCA CC1-TG: c:firel
TER NEHUENCO CC1-TG: c:firel
TER NEHUENCO II CC1-TG: firel in deg
TER SAN ISIDRO CC1-TG: c:firel
TER SAN ISIDRO II CC1-TG: c:firel
X = 0.500
TER QUINTERO U1: c:firel
TER QUINTERO U2: c:firel
TER CANDELARIA U2: c:firel
TER CANDELARIA U1: c:firel
Nehuenco 9B U1: [Grados]
X = 0.500
HE RAPEL U1: c:firel
HE RAPEL U2: c:firel
HE RAPEL U3: c:firel
HE RAPEL U4: c:firel
HE RAPEL U5: c:firel
Time = 0.5 s
8.0 deg
8.0 deg
-4.4 deg
HP ALFALFAL U1: firel in deg
HP ALFALFAL U2: firel in deg
HP ALFALFAL II U1: firel in deg
HP ALFALFAL II U2: c:firel
Time = 0.5 s
9.9 deg
3.1 deg
2.7 deg
HE MACHICURA U1: firel in deg
HE MACHICURA U2: c:firel
HP CHACAYES U1: firel in deg
HP CHACAYES U2: firel in deg
X = 0.500
HE COLBUN U1: c:firel
HE COLBUN U2: c:firel
Time = 0.5 s
-3.6 deg
-3.6 deg
HP Las Lajas U1: firel in deg
HP Las Lajas U2: firel in deg
X = 0.500
HE PEHUENCHE U1: c:firel
HE PEHUENCHE U2: c:firel

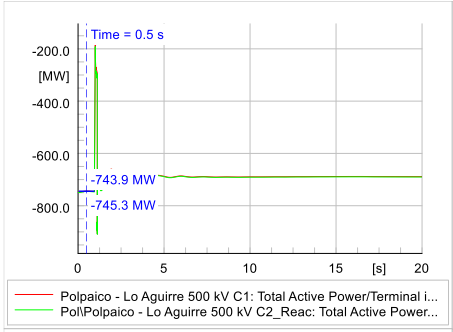
Time = 0.5 s
[MW]
-743.9 MW
-745.3 MW
[s]
Polpaico - Lo Aguirre 500 kV C1: Total Active Power/Terminal i...
Pol\Polpaico - Lo Aguirre 500 kV C2_Reac: Total Active Power...

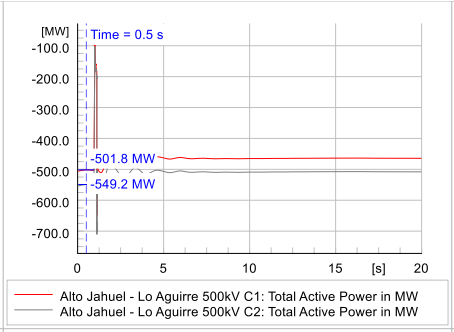
Time = 0.5 s
[MW]
-501.8 MW
-549.2 MW
[s]
Alto Jahuel - Lo Aguirre 500kV C1: Total Active Power in MW
Alto Jahuel - Lo Aguirre 500kV C2: Total Active Power in MW

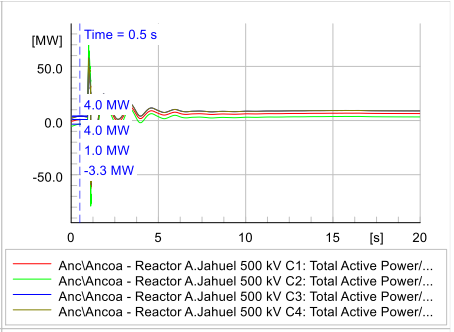
Time = 0.5 s
[MW]
4.0 MW
4.0 MW
1.0 MW
-3.3 MW
[s]
Anc\Ancoa - Reactor A.Jahuel 500 kV C1: Total Active Power/...
Anc\Ancoa - Reactor A.Jahuel 500 kV C2: Total Active Power/...
Anc\Ancoa - Reactor A.Jahuel 500 kV C3: Total Active Power/...
Anc\Ancoa - Reactor A.Jahuel 500 kV C4: Total Active Power/...

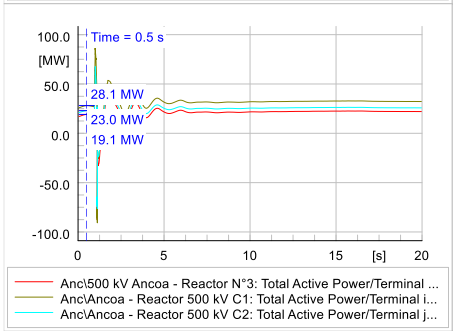
Time = 0.5 s
[MW]
28.1 MW
23.0 MW
19.1 MW
[s]
Anc\500 kV Ancoa - Reactor N°3: Total Active Power/Terminal ...
Anc\Ancoa - Reactor 500 kV C1: Total Active Power/Terminal i...
Anc\Ancoa - Reactor 500 kV C2: Total Active Power/Terminal j...

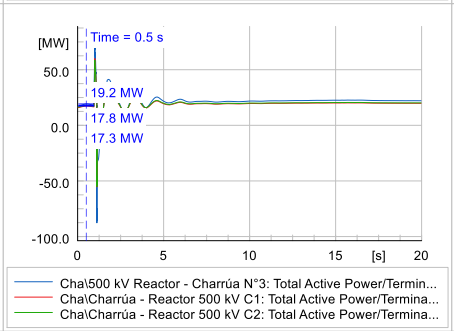
Time = 0.5 s
[MW]
19.2 MW
17.8 MW
17.3 MW
[s]
Cha\500 kV Reactor - Charrúa N°3: Total Active Power/Termin...
Cha\Charrúa - Reactor 500 kV C1: Total Active Power/Termina...
Cha\Charrúa - Reactor 500 kV C2: Total Active Power/Termina...

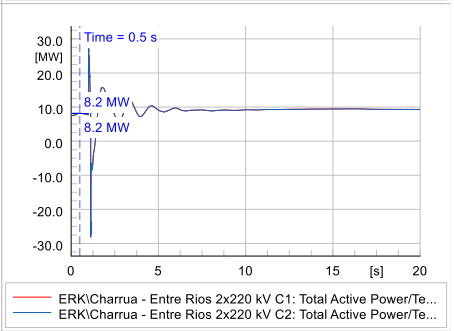
Time = 0.5 s
[MW]
8.2 MW
8.2 MW
[s]
ERK\Charrua - Entre Rios 2x220 kV C1: Total Active Power/Te...
ERK\Charrua - Entre Rios 2x220 kV C2: Total Active Power/Te...

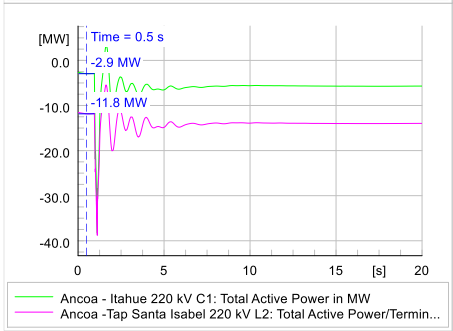
Time = 0.5 s
[MW]
-2.9 MW
-11.8 MW
[s]
Ancoa - Itahue 220 kV C1: Total Active Power in MW
Ancoa -Tap Santa Isabel 220 kV L2: Total Active Power/Termin...

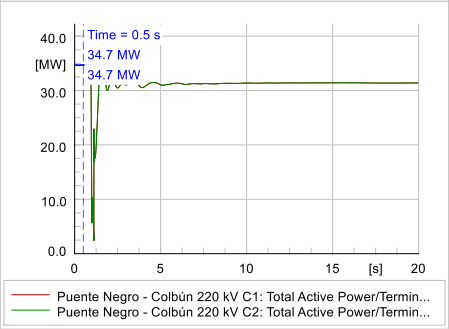
Time = 0.5 s
[MW]
34.7 MW
34.7 MW
[s]
Puente Negro - Colbún 220 kV C1: Total Active Power/Termin...
Puente Negro - Colbún 220 kV C2: Total Active Power/Termin...

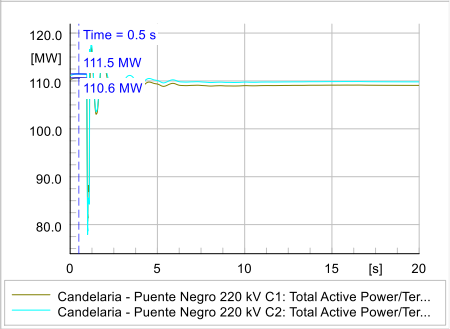
Time = 0.5 s
[MW]
111.5 MW
110.6 MW
[s]
Candelaria - Puente Negro 220 kV C1: Total Active Power/Ter...
Candelaria - Puente Negro 220 kV C2: Total Active Power/Ter...

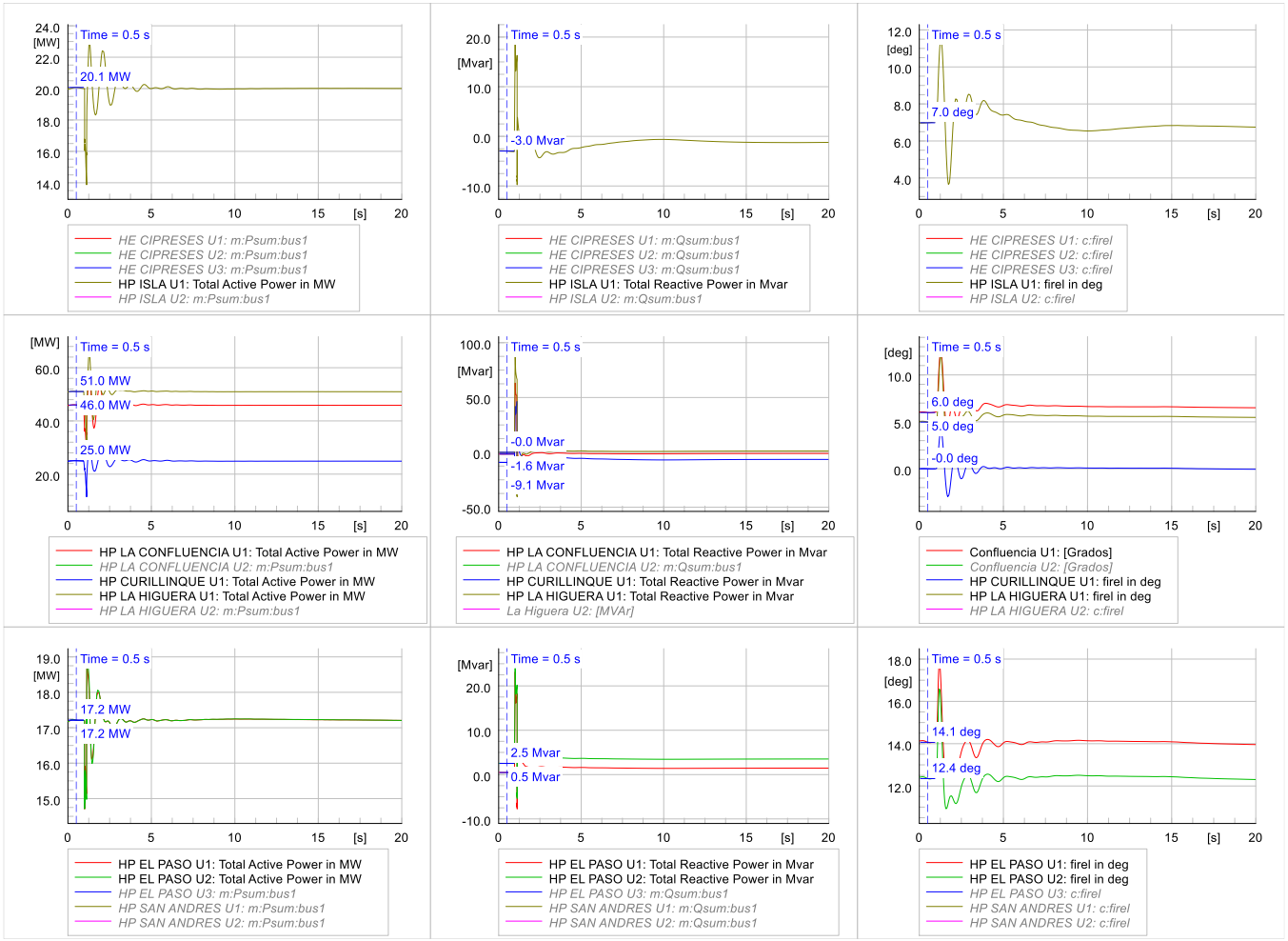
Time = 0.5 s
20.1 MW
HE CIPRESES U1: m:Psum:bus1
HE CIPRESES U2: m:Psum:bus1
HE CIPRESES U3: m:Psum:bus1
HP ISLA U1: Total Active Power in MW
HP ISLA U2: m:Psum:bus1
-3.0 Mvar
HE CIPRESES U1: m:Qsum:bus1
HE CIPRESES U2: m:Qsum:bus1
HE CIPRESES U3: m:Qsum:bus1
HP ISLA U1: Total Reactive Power in Mvar
HP ISLA U2: m:Qsum:bus1
7.0 deg
HE CIPRESES U1: c:firel
HE CIPRESES U2: c:firel
HE CIPRESES U3: c:firel
HP ISLA U1: firel in deg
HP ISLA U2: c:firel
51.0 MW
46.0 MW
25.0 MW
HP LA CONFLUENCIA U1: Total Active Power in MW
HP LA CONFLUENCIA U2: m:Psum:bus1
HP CURILLINQUE U1: Total Active Power in MW
HP LA HIGUERA U1: Total Active Power in MW
HP LA HIGUERA U2: m:Psum:bus1
-0.0 Mvar
-1.6 Mvar
-9.1 Mvar
HP LA CONFLUENCIA U1: Total Reactive Power in Mvar
HP LA CONFLUENCIA U2: m:Qsum:bus1
HP CURILLINQUE U1: Total Reactive Power in Mvar
HP LA HIGUERA U1: Total Reactive Power in Mvar
La Higuera U2: [MVAr]
6.0 deg
5.0 deg
-0.0 deg
Confluencia U1: [Grados]
Confluencia U2: [Grados]
HP CURILLINQUE U1: firel in deg
HP LA HIGUERA U1: firel in deg
HP LA HIGUERA U2: c:firel
17.2 MW
17.2 MW
HP EL PASO U1: Total Active Power in MW
HP EL PASO U2: Total Active Power in MW
HP EL PASO U3: m:Psum:bus1
HP SAN ANDRES U1: m:Psum:bus1
HP SAN ANDRES U2: m:Psum:bus1
2.5 Mvar
0.5 Mvar
HP EL PASO U1: Total Reactive Power in Mvar
HP EL PASO U2: Total Reactive Power in Mvar
HP EL PASO U3: m:Qsum:bus1
HP SAN ANDRES U1: m:Qsum:bus1
HP SAN ANDRES U2: m:Qsum:bus1
14.1 deg
12.4 deg
HP EL PASO U1: firel in deg
HP EL PASO U2: firel in deg
HP EL PASO U3: c:firel
HP SAN ANDRES U1: c:firel
HP SAN ANDRES U2: c:firel

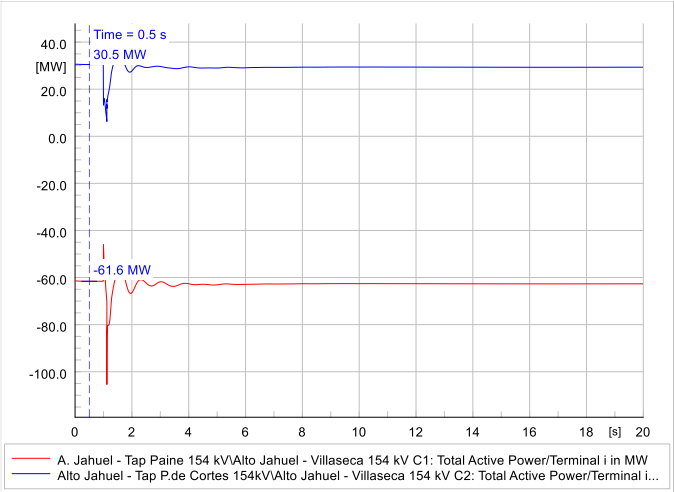
Time = 0.5 s
30.5 MW
-61.6 MW
[MW]
[s]
A. Jahuel - Tap Paine 154 kV\Alto Jahuel - Villaseca 154 kV C1: Total Active Power/Terminal i in MW
Alto Jahuel - Tap P.de Cortes 154kV\Alto Jahuel - Villaseca 154 kV C2: Total Active Power/Terminal i...

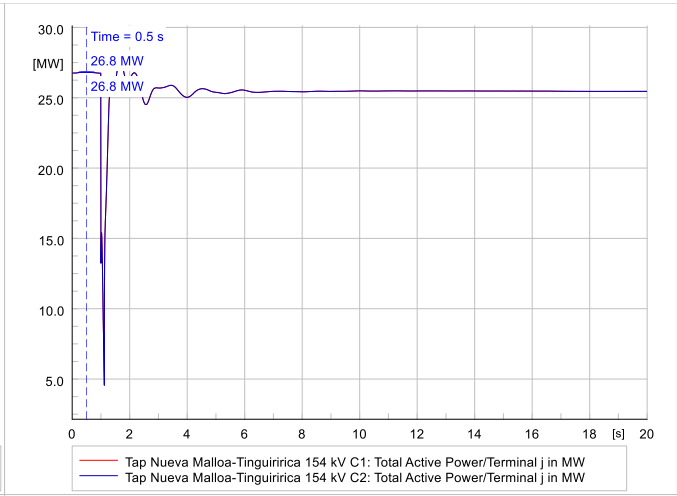
Time = 0.5 s
26.8 MW
26.8 MW
[MW]
[s]
Tap Nueva Malloa-Tinguiririca 154 kV C1: Total Active Power/Terminal j in MW
Tap Nueva Malloa-Tinguiririca 154 kV C2: Total Active Power/Terminal j in MW

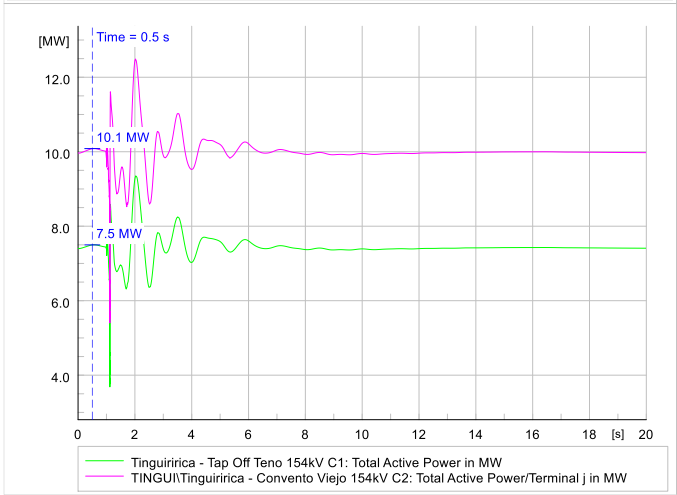
Time = 0.5 s
10.1 MW
7.5 MW
[MW]
[s]
Tinguiririca - Tap Off Teno 154kV C1: Total Active Power in MW
TINGUI\Tinguiririca - Convento Viejo 154kV C2: Total Active Power/Terminal j in MW

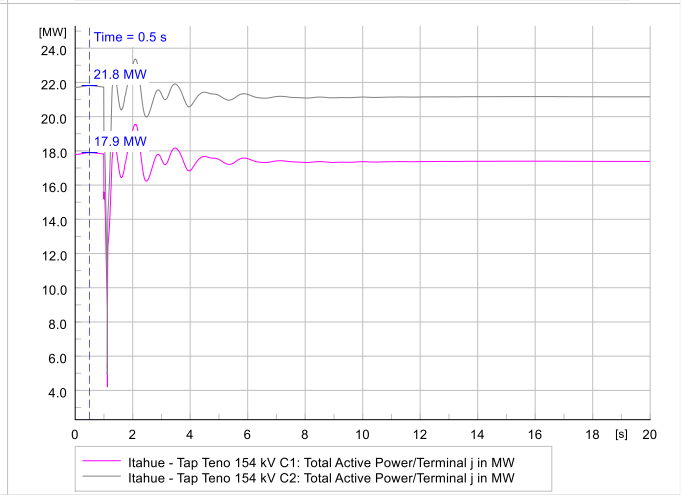
Time = 0.5 s
21.8 MW
17.9 MW
[MW]
[s]
Itahue - Tap Teno 154 kV C1: Total Active Power/Terminal j in MW
Itahue - Tap Teno 154 kV C2: Total Active Power/Terminal j in MW

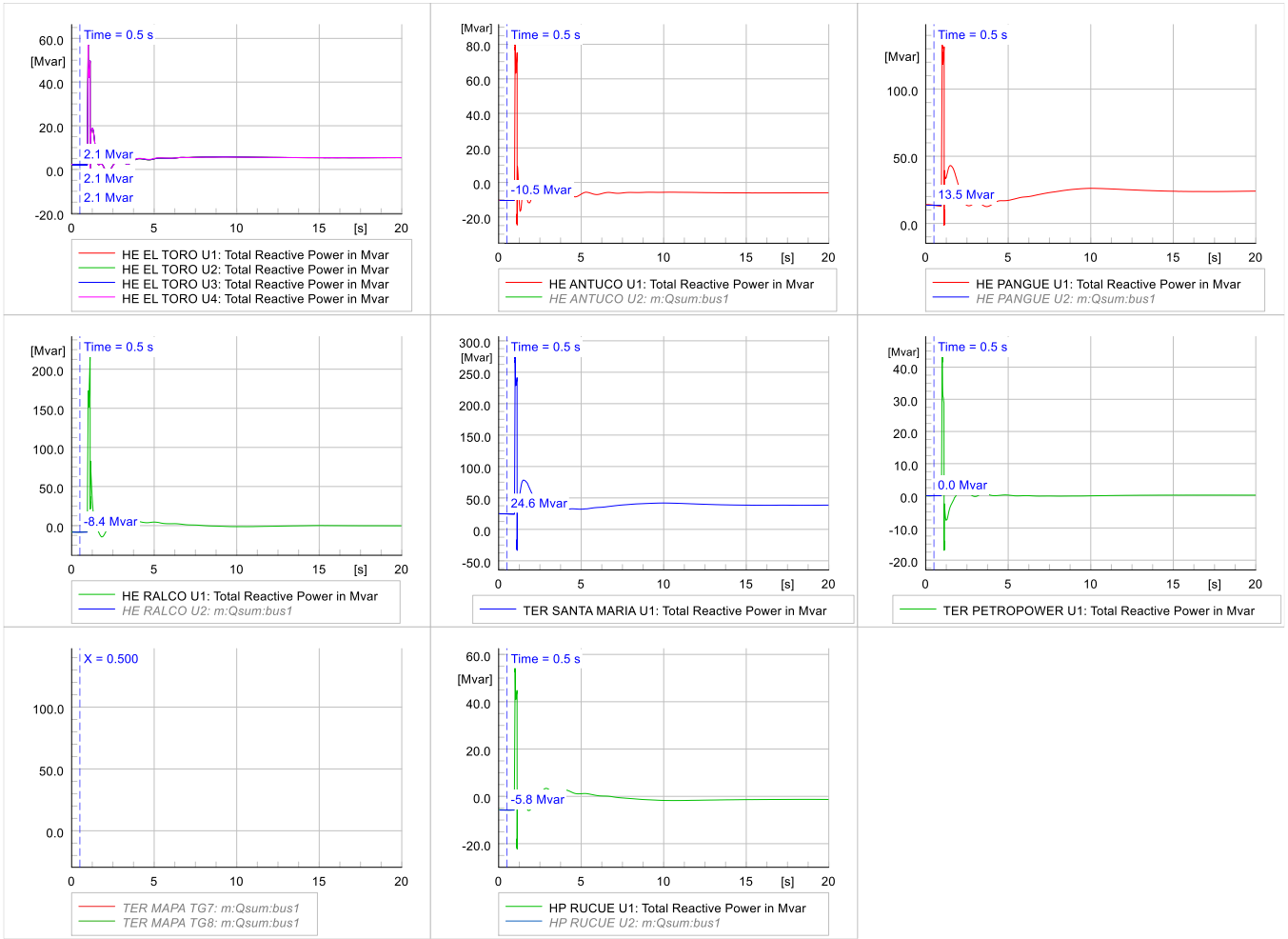
Time = 0.5 s
[Mvar]
2.1 Mvar
2.1 Mvar
2.1 Mvar
HE EL TORO U1: Total Reactive Power in Mvar
HE EL TORO U2: Total Reactive Power in Mvar
HE EL TORO U3: Total Reactive Power in Mvar
HE EL TORO U4: Total Reactive Power in Mvar
-10.5 Mvar
HE ANTUCO U1: Total Reactive Power in Mvar
HE ANTUCO U2: m:Qsum:bus1
13.5 Mvar
HE PANGUE U1: Total Reactive Power in Mvar
HE PANGUE U2: m:Qsum:bus1
-8.4 Mvar
HE RALCO U1: Total Reactive Power in Mvar
HE RALCO U2: m:Qsum:bus1
24.6 Mvar
TER SANTA MARIA U1: Total Reactive Power in Mvar
0.0 Mvar
TER PETROPOWER U1: Total Reactive Power in Mvar
X = 0.500
TER MAPA TG7: m:Qsum:bus1
TER MAPA TG8: m:Qsum:bus1
-5.8 Mvar
HP RUCUE U1: Total Reactive Power in Mvar
HP RUCUE U2: m:Qsum:bus1
[s]

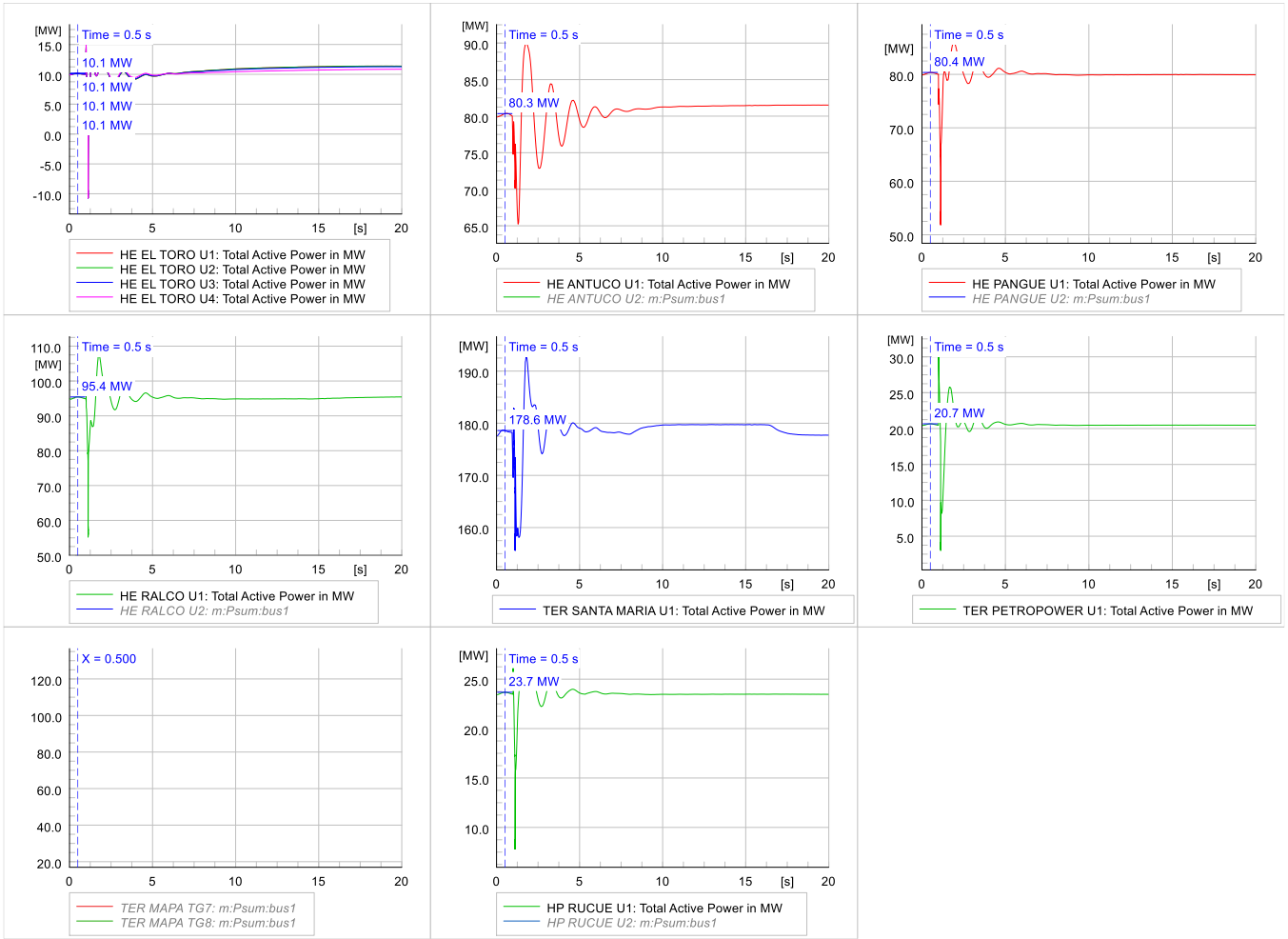
Time = 0.5 s
10.1 MW
10.1 MW
10.1 MW
10.1 MW
HE EL TORO U1: Total Active Power in MW
HE EL TORO U2: Total Active Power in MW
HE EL TORO U3: Total Active Power in MW
HE EL TORO U4: Total Active Power in MW
Time = 0.5 s
80.3 MW
HE ANTUCO U1: Total Active Power in MW
HE ANTUCO U2: m:Psum:bus1
Time = 0.5 s
80.4 MW
HE PANGUE U1: Total Active Power in MW
HE PANGUE U2: m:Psum:bus1
Time = 0.5 s
95.4 MW
HE RALCO U1: Total Active Power in MW
HE RALCO U2: m:Psum:bus1
Time = 0.5 s
178.6 MW
TER SANTA MARIA U1: Total Active Power in MW
Time = 0.5 s
20.7 MW
TER PETROPOWER U1: Total Active Power in MW
X = 0.500
TER MAPA TG7: m:Psum:bus1
TER MAPA TG8: m:Psum:bus1
Time = 0.5 s
23.7 MW
HP RUCUE U1: Total Active Power in MW
HP RUCUE U2: m:Psum:bus1

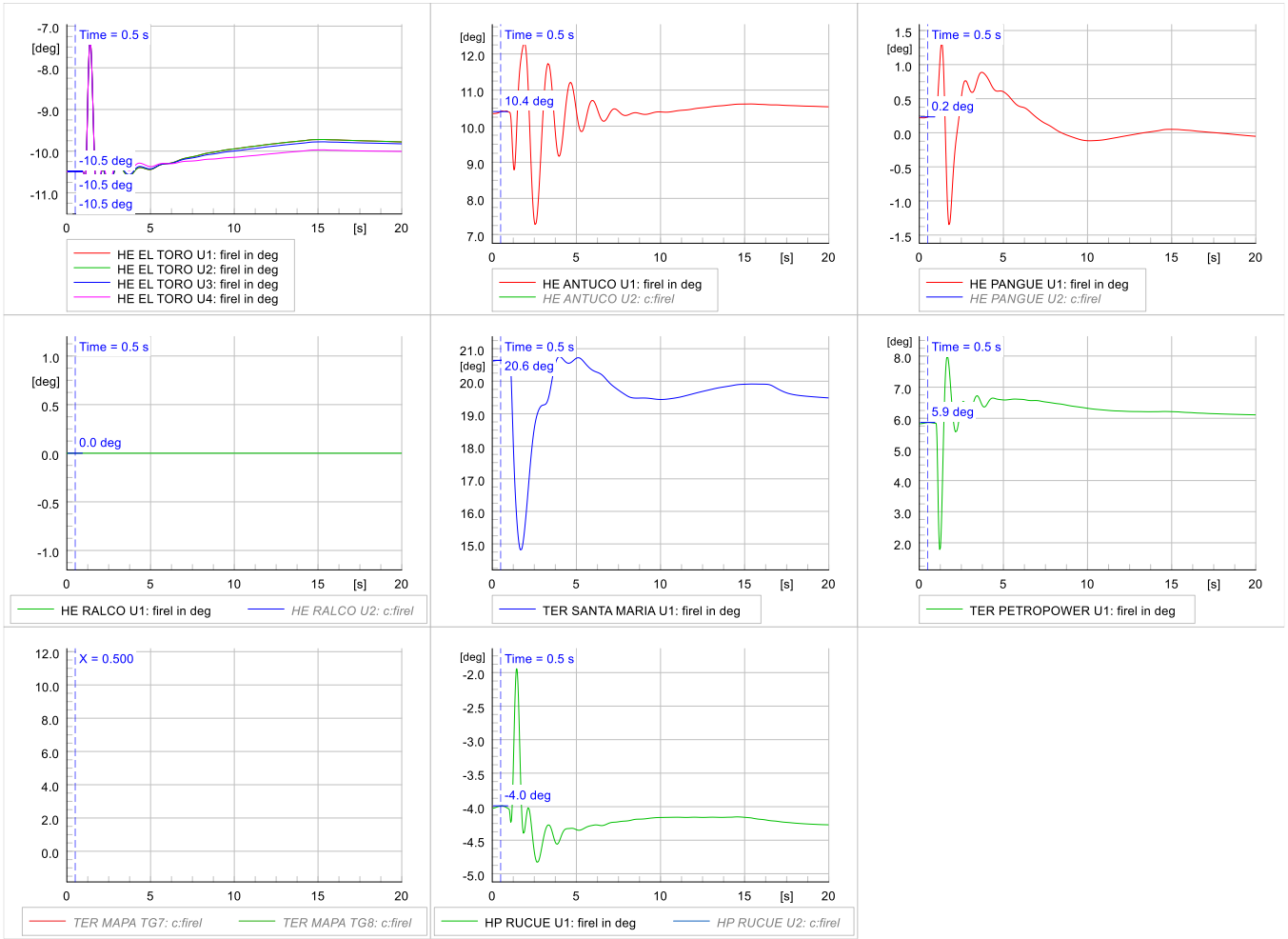
Time = 0.5 s
-10.5 deg
-10.5 deg
-10.5 deg
HE EL TORO U1: firel in deg
HE EL TORO U2: firel in deg
HE EL TORO U3: firel in deg
HE EL TORO U4: firel in deg
10.4 deg
HE ANTUCO U1: firel in deg
HE ANTUCO U2: c:firel
0.2 deg
HE PANGUE U1: firel in deg
HE PANGUE U2: c:firel
0.0 deg
HE RALCO U1: firel in deg
HE RALCO U2: c:firel
20.6 deg
TER SANTA MARIA U1: firel in deg
5.9 deg
TER PETROPOWER U1: firel in deg
X = 0.500
TER MAPA TG7: c:firel
TER MAPA TG8: c:firel
-4.0 deg
HP RUCUE U1: firel in deg
HP RUCUE U2: c:firel

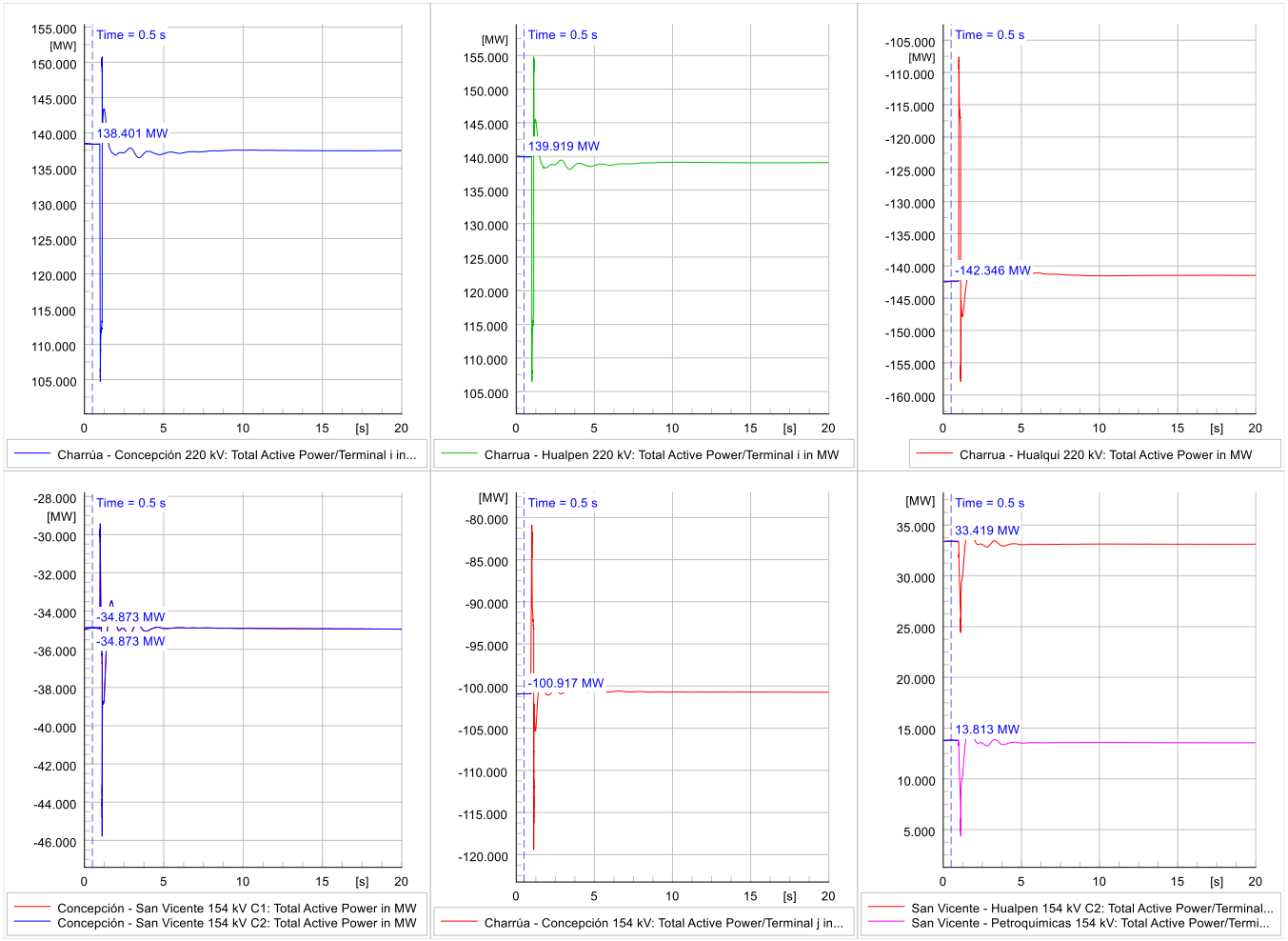
Time = 0.5 s
138.401 MW
Charrúa - Concepción 220 kV: Total Active Power/Terminal i in...
Time = 0.5 s
139.919 MW
Charrua - Hualpen 220 kV: Total Active Power/Terminal i in MW
Time = 0.5 s
-142.346 MW
Charrua - Hualqui 220 kV: Total Active Power in MW
Time = 0.5 s
-34.873 MW
-34.873 MW
Concepción - San Vicente 154 kV C1: Total Active Power in MW
Concepción - San Vicente 154 kV C2: Total Active Power in MW
Time = 0.5 s
-100.917 MW
Charrúa - Concepción 154 kV: Total Active Power/Terminal j in...
Time = 0.5 s
33.419 MW
13.813 MW
San Vicente - Hualpen 154 kV C2: Total Active Power/Terminal...
San Vicente - Petroquimicas 154 kV: Total Active Power/Termi...

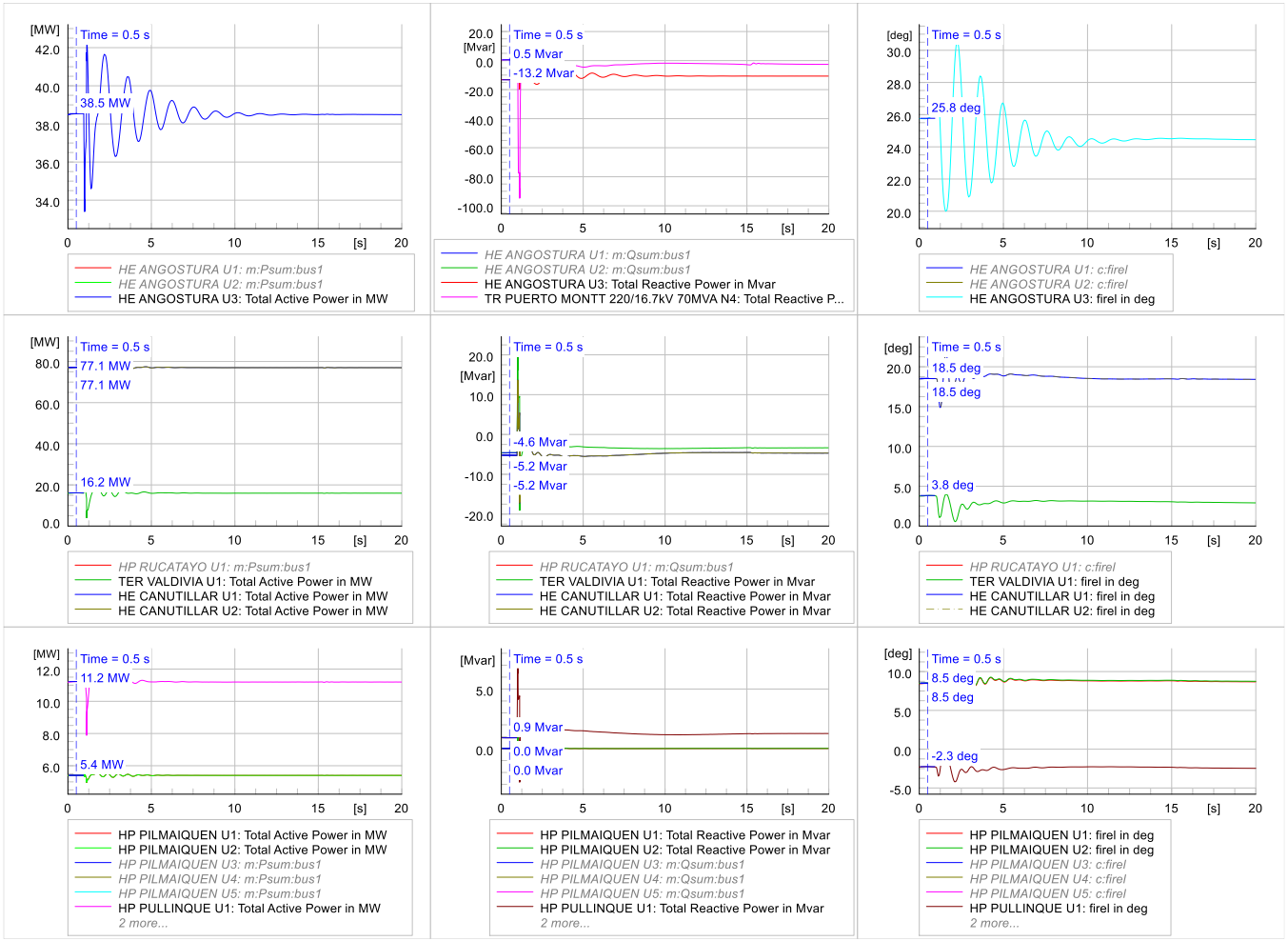
[MW]
Time = 0.5 s
38.5 MW
HE ANGOSTURA U1: m:Psum:bus1
HE ANGOSTURA U2: m:Psum:bus1
HE ANGOSTURA U3: Total Active Power in MW
[Mvar]
Time = 0.5 s
0.5 Mvar
-13.2 Mvar
HE ANGOSTURA U1: m:Qsum:bus1
HE ANGOSTURA U2: m:Qsum:bus1
HE ANGOSTURA U3: Total Reactive Power in Mvar
TR PUERTO MONTT 220/16.7kV 70MVA N4: Total Reactive P...
[deg]
Time = 0.5 s
25.8 deg
HE ANGOSTURA U1: c:firel
HE ANGOSTURA U2: c:firel
HE ANGOSTURA U3: firel in deg
[MW]
Time = 0.5 s
77.1 MW
77.1 MW
16.2 MW
HP RUCATAYO U1: m:Psum:bus1
TER VALDIVIA U1: Total Active Power in MW
HE CANUTILLAR U1: Total Active Power in MW
HE CANUTILLAR U2: Total Active Power in MW
[Mvar]
Time = 0.5 s
-4.6 Mvar
-5.2 Mvar
-5.2 Mvar
HP RUCATAYO U1: m:Qsum:bus1
TER VALDIVIA U1: Total Reactive Power in Mvar
HE CANUTILLAR U1: Total Reactive Power in Mvar
HE CANUTILLAR U2: Total Reactive Power in Mvar
[deg]
Time = 0.5 s
18.5 deg
18.5 deg
3.8 deg
HP RUCATAYO U1: c:firel
TER VALDIVIA U1: firel in deg
HE CANUTILLAR U1: firel in deg
HE CANUTILLAR U2: firel in deg
[MW]
Time = 0.5 s
11.2 MW
5.4 MW
HP PILMAIQUEN U1: Total Active Power in MW
HP PILMAIQUEN U2: Total Active Power in MW
HP PILMAIQUEN U3: m:Psum:bus1
HP PILMAIQUEN U4: m:Psum:bus1
HP PILMAIQUEN U5: m:Psum:bus1
HP PULLINQUE U1: Total Active Power in MW
2 more...
[Mvar]
Time = 0.5 s
0.9 Mvar
0.0 Mvar
0.0 Mvar
HP PILMAIQUEN U1: Total Reactive Power in Mvar
HP PILMAIQUEN U2: Total Reactive Power in Mvar
HP PILMAIQUEN U3: m:Qsum:bus1
HP PILMAIQUEN U4: m:Qsum:bus1
HP PILMAIQUEN U5: m:Qsum:bus1
HP PULLINQUE U1: Total Reactive Power in Mvar
2 more...
[deg]
Time = 0.5 s
8.5 deg
8.5 deg
-2.3 deg
HP PILMAIQUEN U1: firel in deg
HP PILMAIQUEN U2: firel in deg
HP PILMAIQUEN U3: c:firel
HP PILMAIQUEN U4: c:firel
HP PILMAIQUEN U5: c:firel
HP PULLINQUE U1: firel in deg
2 more...

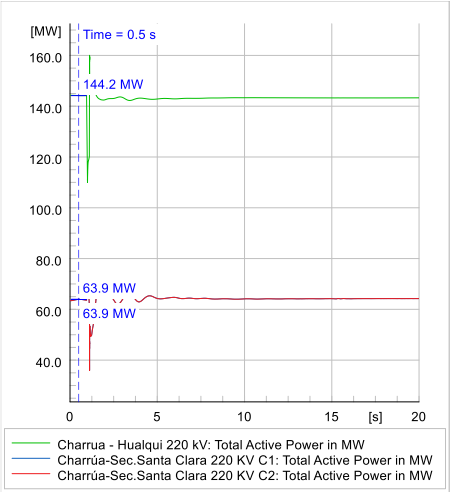
[MW]
Time = 0.5 s
144.2 MW
63.9 MW
63.9 MW
[s]
Charrua - Hualqui 220 kV: Total Active Power in MW
Charrúa-Sec.Santa Clara 220 KV C1: Total Active Power in MW
Charrúa-Sec.Santa Clara 220 KV C2: Total Active Power in MW

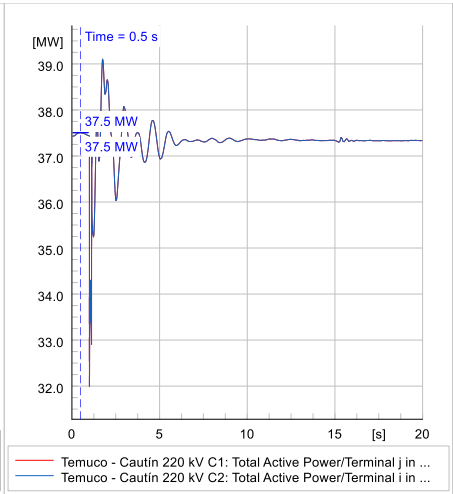
[MW]
Time = 0.5 s
37.5 MW
37.5 MW
[s]
Temuco - Cautín 220 kV C1: Total Active Power/Terminal j in ...
Temuco - Cautín 220 kV C2: Total Active Power/Terminal i in ...

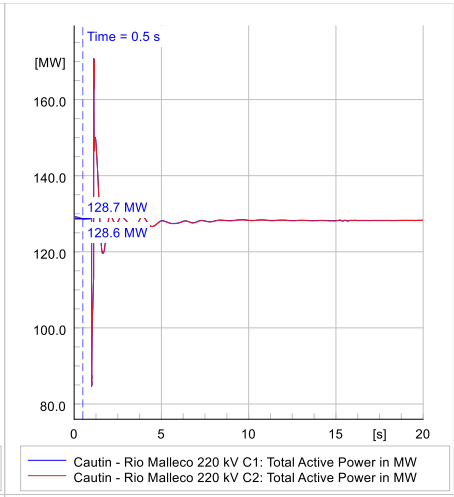
[MW]
Time = 0.5 s
128.7 MW
128.6 MW
[s]
Cautin - Rio Malleco 220 kV C1: Total Active Power in MW
Cautin - Rio Malleco 220 kV C2: Total Active Power in MW

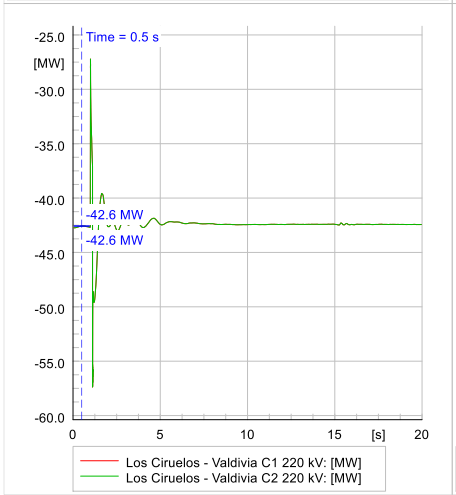
[MW]
Time = 0.5 s
-42.6 MW
-42.6 MW
[s]
Los Ciruelos - Valdivia C1 220 kV: [MW]
Los Ciruelos - Valdivia C2 220 kV: [MW]

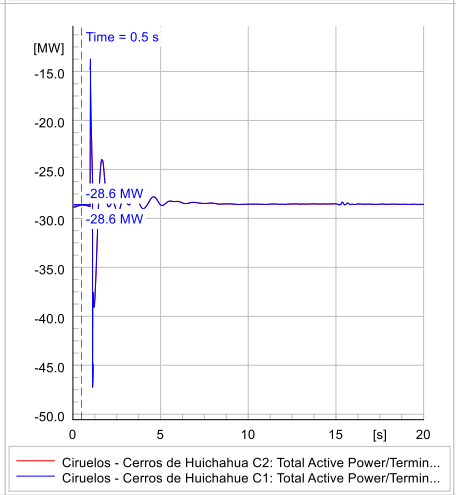
[MW]
Time = 0.5 s
-28.6 MW
-28.6 MW
[s]
Ciruelos - Cerros de Huichahua C2: Total Active Power/Termin...
Ciruelos - Cerros de Huichahue C1: Total Active Power/Termin...

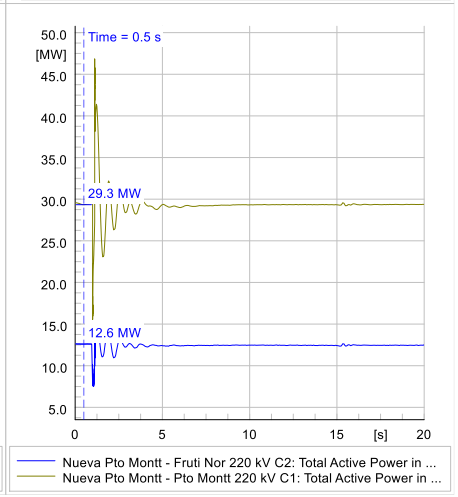
[MW]
Time = 0.5 s
29.3 MW
12.6 MW
[s]
Nueva Pto Montt - Fruti Nor 220 kV C2: Total Active Power in ...
Nueva Pto Montt - Pto Montt 220 kV C1: Total Active Power in ...

17.3 E1 2024_03_04 DA 16 Hrs.- Ancoa - Charrúa 500kV

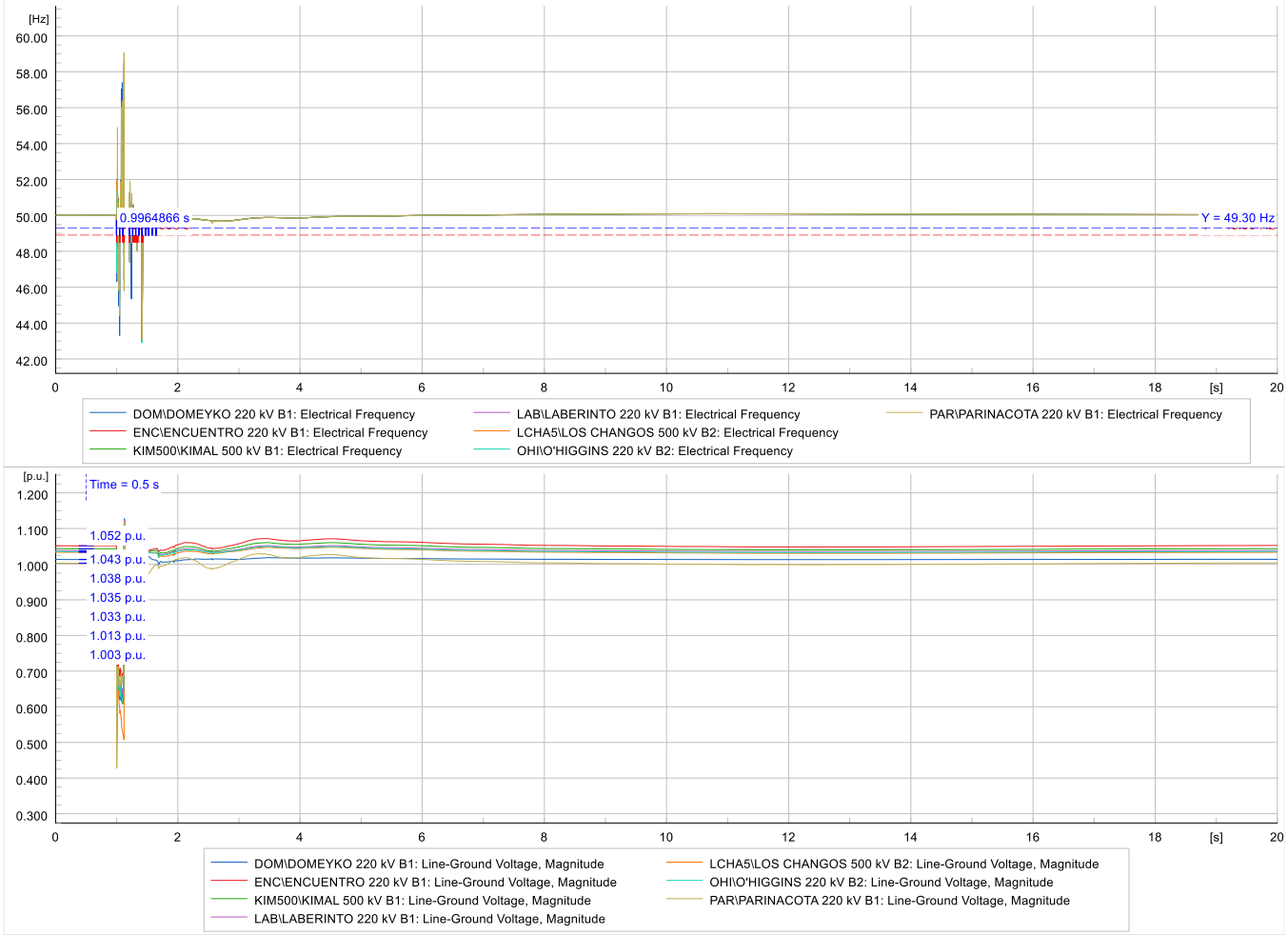

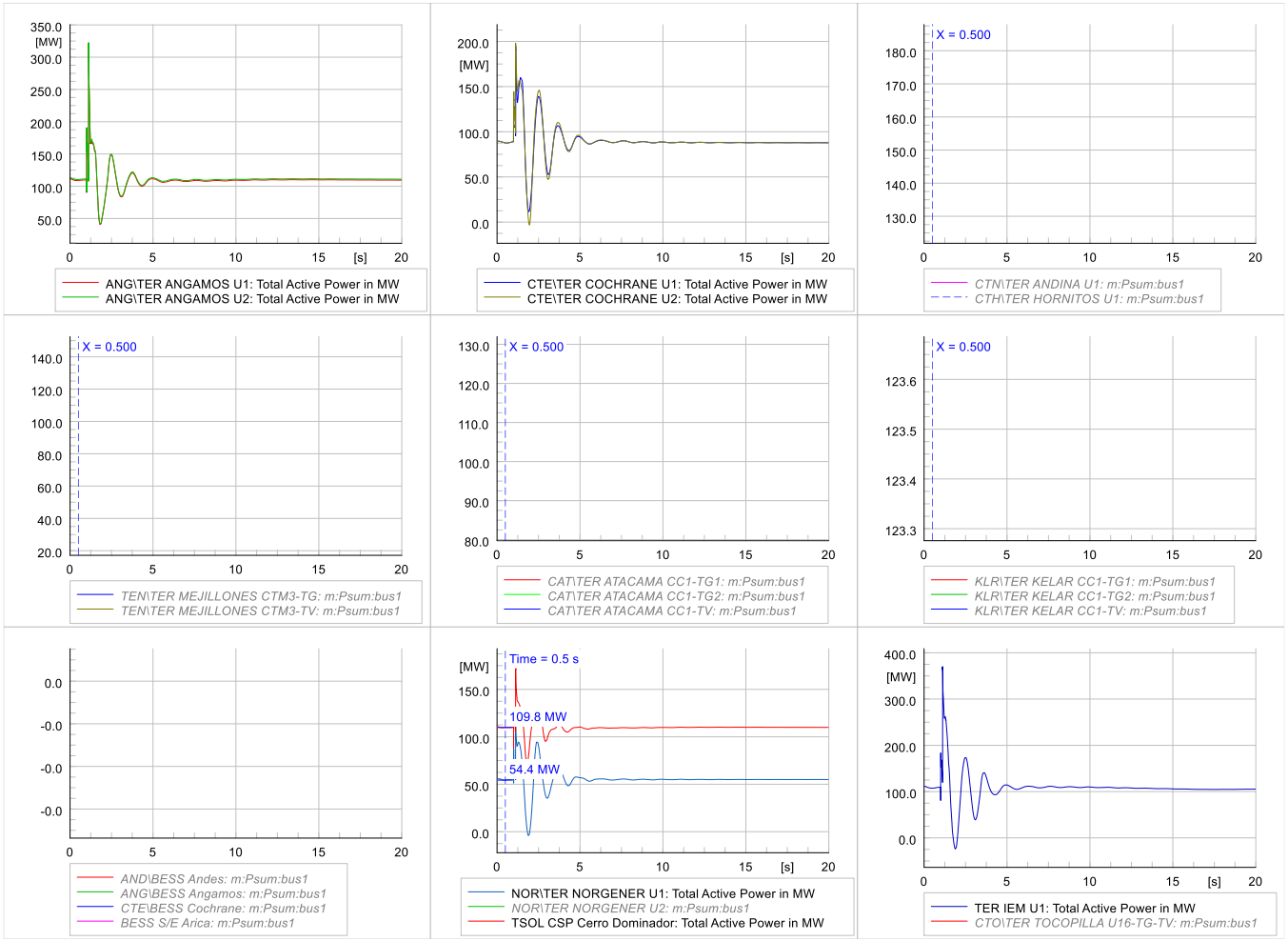
ANG\TER ANGAMOS U1: Total Active Power in MW
ANG\TER ANGAMOS U2: Total Active Power in MW
CTE\TER COCHRANE U1: Total Active Power in MW
CTE\TER COCHRANE U2: Total Active Power in MW
X = 0.500
CTN\TER ANDINA U1: m:Psum:bus1
CTH\TER HORNITOS U1: m:Psum:bus1
TEN\TER MEJILLONES CTM3-TG: m:Psum:bus1
TEN\TER MEJILLONES CTM3-TV: m:Psum:bus1
CAT\TER ATACAMA CC1-TG1: m:Psum:bus1
CAT\TER ATACAMA CC1-TG2: m:Psum:bus1
CAT\TER ATACAMA CC1-TV: m:Psum:bus1
KLR\TER KELAR CC1-TG1: m:Psum:bus1
KLR\TER KELAR CC1-TG2: m:Psum:bus1
KLR\TER KELAR CC1-TV: m:Psum:bus1
AND\BESS Andes: m:Psum:bus1
ANG\BESS Angamos: m:Psum:bus1
CTE\BESS Cochrane: m:Psum:bus1
BESS S/E Arica: m:Psum:bus1
Time = 0.5 s
109.8 MW
54.4 MW
NOR\TER NORGENER U1: Total Active Power in MW
NOR\TER NORGENER U2: m:Psum:bus1
TSOL CSP Cerro Dominador: Total Active Power in MW
TER IEM U1: Total Active Power in MW
CTO\TER TOCOPILLA U16-TG-TV: m:Psum:bus1

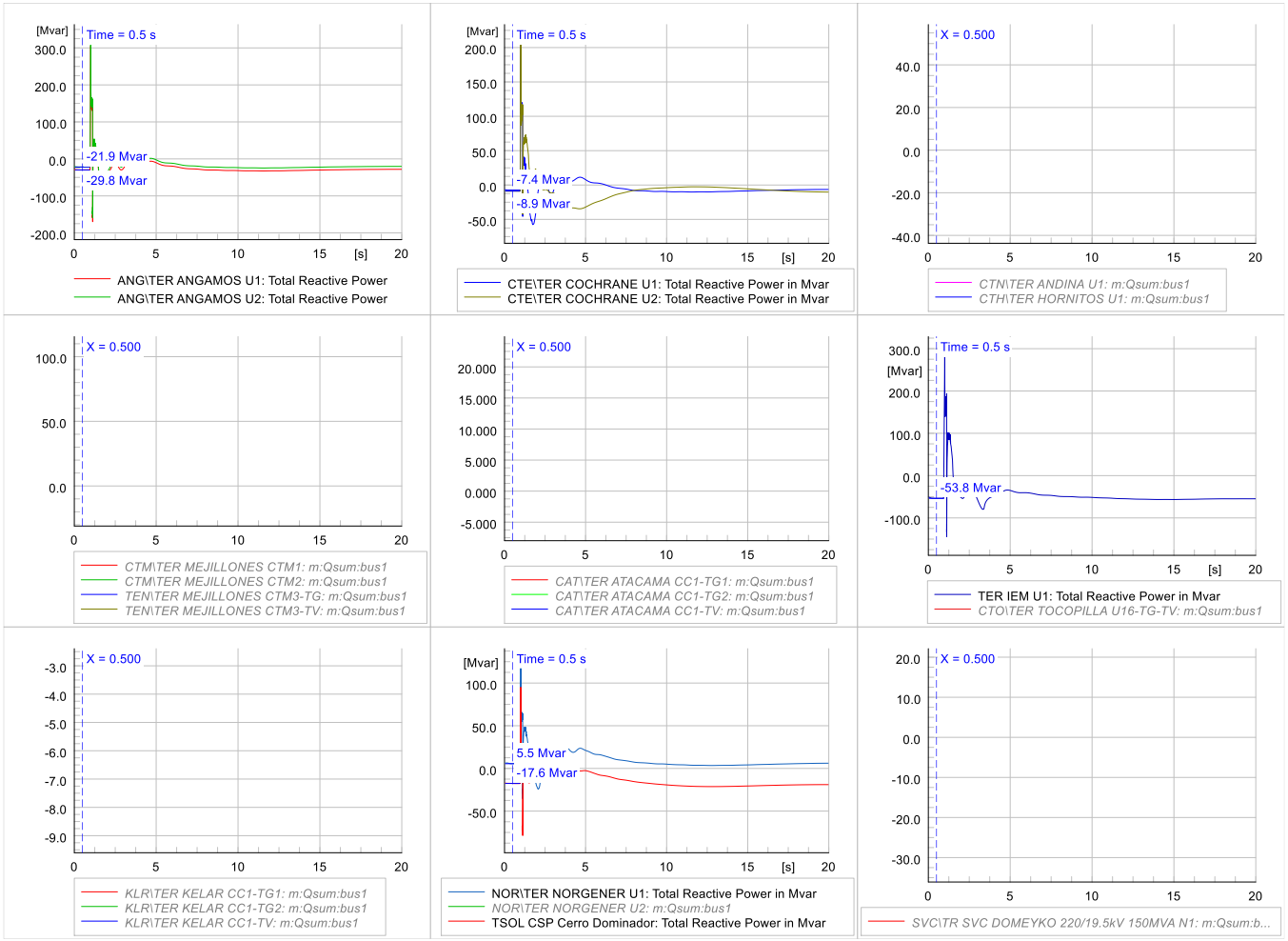
Time = 0.5 s
[Mvar]
-21.9 Mvar
-29.8 Mvar
[s]
ANG\TER ANGAMOS U1: Total Reactive Power
ANG\TER ANGAMOS U2: Total Reactive Power
Time = 0.5 s
[Mvar]
-7.4 Mvar
-8.9 Mvar
[s]
CTE\TER COCHRANE U1: Total Reactive Power in Mvar
CTE\TER COCHRANE U2: Total Reactive Power in Mvar
X = 0.500
CTN\TER ANDINA U1: m:Qsum:bus1
CTH\TER HORNITOS U1: m:Qsum:bus1
X = 0.500
CTM\TER MEJILLONES CTM1: m:Qsum:bus1
CTM\TER MEJILLONES CTM2: m:Qsum:bus1
TEN\TER MEJILLONES CTM3-TG: m:Qsum:bus1
TEN\TER MEJILLONES CTM3-TV: m:Qsum:bus1
X = 0.500
CAT\TER ATACAMA CC1-TG1: m:Qsum:bus1
CAT\TER ATACAMA CC1-TG2: m:Qsum:bus1
CAT\TER ATACAMA CC1-TV: m:Qsum:bus1
Time = 0.5 s
[Mvar]
-53.8 Mvar
[s]
TER IEM U1: Total Reactive Power in Mvar
CTO\TER TOCOPILLA U16-TG-TV: m:Qsum:bus1
X = 0.500
KLR\TER KELAR CC1-TG1: m:Qsum:bus1
KLR\TER KELAR CC1-TG2: m:Qsum:bus1
KLR\TER KELAR CC1-TV: m:Qsum:bus1
Time = 0.5 s
[Mvar]
5.5 Mvar
-17.6 Mvar
[s]
NOR\TER NORGENER U1: Total Reactive Power in Mvar
NOR\TER NORGENER U2: m:Qsum:bus1
TSOL CSP Cerro Dominador: Total Reactive Power in Mvar
X = 0.500
SVC\TR SVC DOMEYKO 220/19.5kV 150MVA N1: m:Qsum:b...

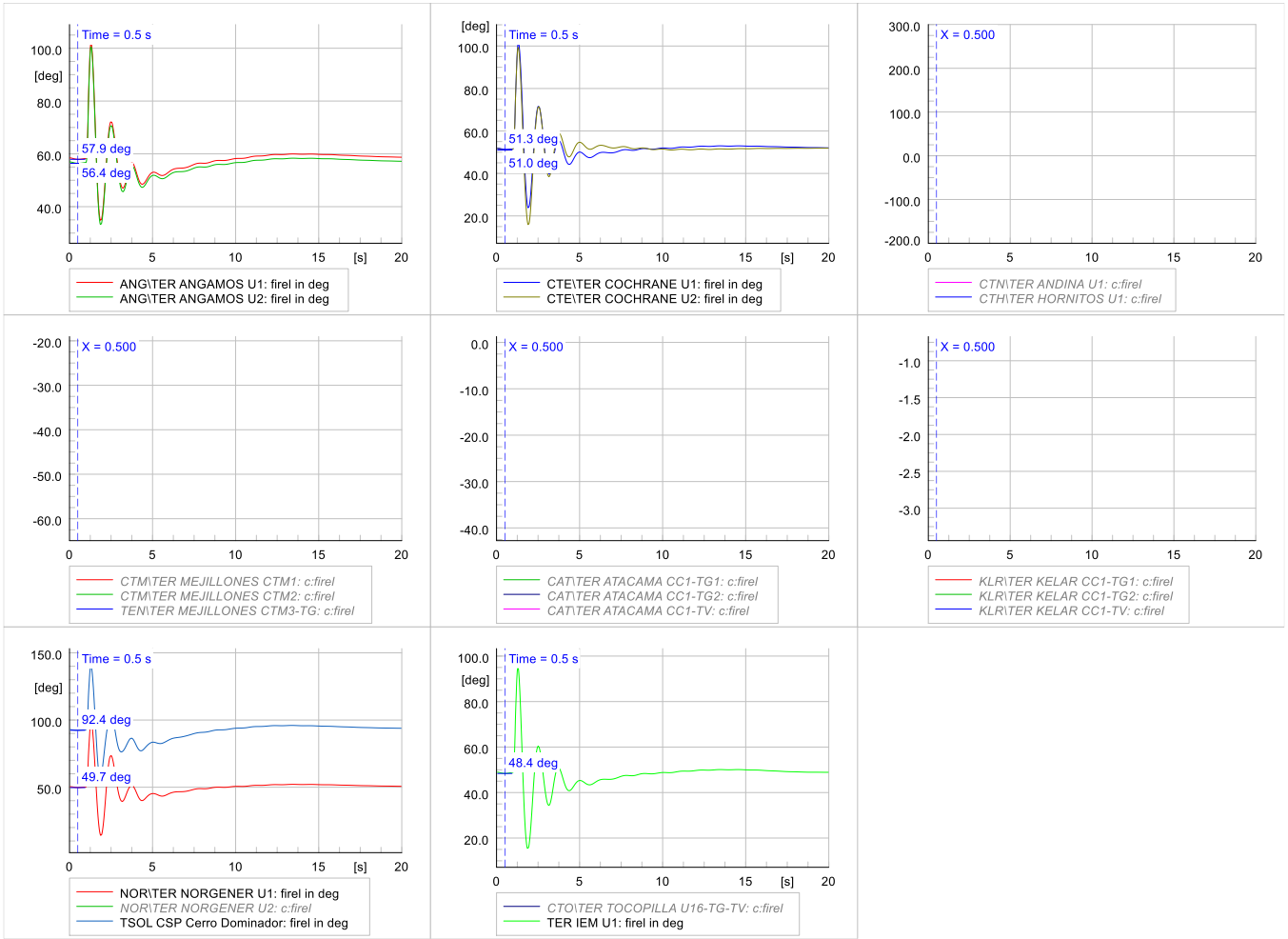
Time = 0.5 s
[deg]
57.9 deg
56.4 deg
[s]
ANG\TER ANGAMOS U1: firel in deg
ANG\TER ANGAMOS U2: firel in deg
Time = 0.5 s
[deg]
51.3 deg
51.0 deg
[s]
CTE\TER COCHRANE U1: firel in deg
CTE\TER COCHRANE U2: firel in deg
X = 0.500
CTN\TER ANDINA U1: c:firel
CTH\TER HORNITOS U1: c:firel
X = 0.500
CTM\TER MEJILLONES CTM1: c:firel
CTM\TER MEJILLONES CTM2: c:firel
TEN\TER MEJILLONES CTM3-TG: c:firel
X = 0.500
CAT\TER ATACAMA CC1-TG1: c:firel
CAT\TER ATACAMA CC1-TG2: c:firel
CAT\TER ATACAMA CC1-TV: c:firel
X = 0.500
KLR\TER KELAR CC1-TG1: c:firel
KLR\TER KELAR CC1-TG2: c:firel
KLR\TER KELAR CC1-TV: c:firel
Time = 0.5 s
[deg]
92.4 deg
49.7 deg
[s]
NOR\TER NORGENER U1: firel in deg
NOR\TER NORGENER U2: c:firel
TSOL CSP Cerro Dominador: firel in deg
Time = 0.5 s
[deg]
48.4 deg
[s]
CTO\TER TOCOPILLA U16-TG-TV: c:firel
TER IEM U1: firel in deg

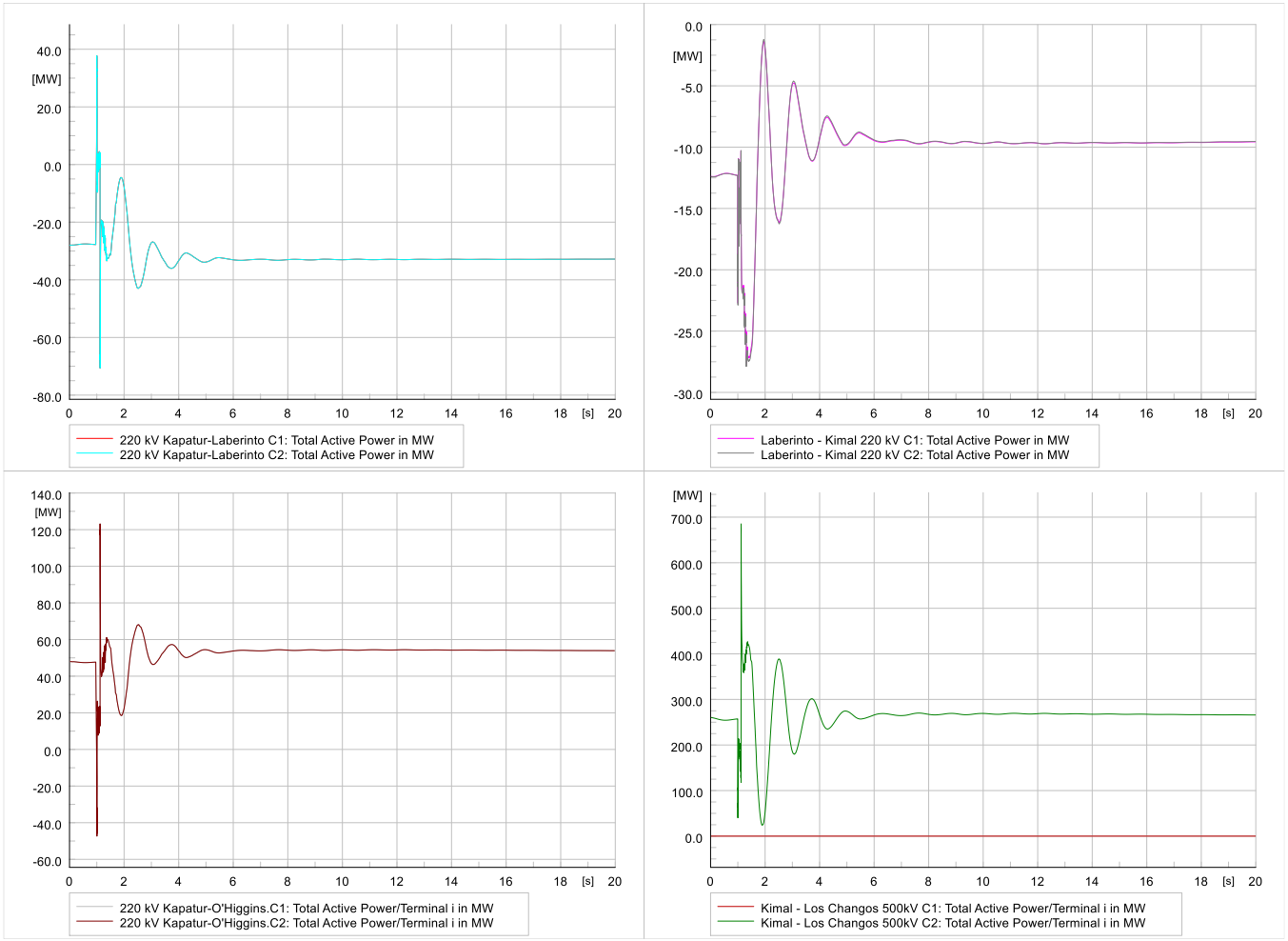
[MW]
[s]
220 kV Kapatur-Laberinto C1: Total Active Power in MW
220 kV Kapatur-Laberinto C2: Total Active Power in MW
Laberinto - Kimal 220 kV C1: Total Active Power in MW
Laberinto - Kimal 220 kV C2: Total Active Power in MW
220 kV Kapatur-O'Higgins.C1: Total Active Power/Terminal i in MW
220 kV Kapatur-O'Higgins.C2: Total Active Power/Terminal i in MW
Kimal - Los Changos 500kV C1: Total Active Power/Terminal i in MW
Kimal - Los Changos 500kV C2: Total Active Power/Terminal i in MW

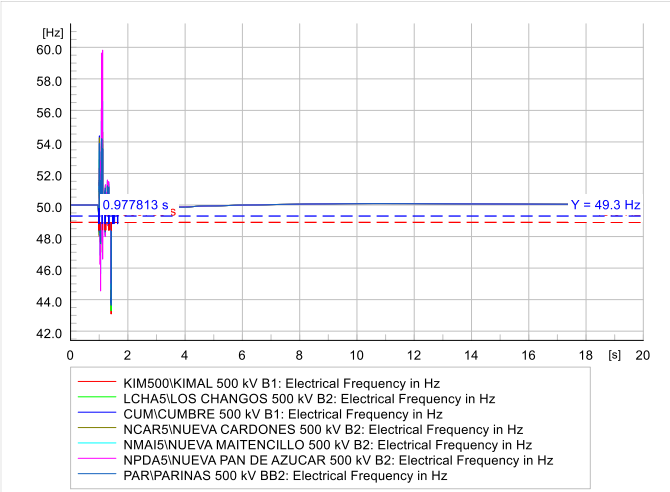
[Hz]
0.977813 s
Y = 49.3 Hz
[s]
KIM500\KIMAL 500 kV B1: Electrical Frequency in Hz
LCHA5\LOS CHANGOS 500 kV B2: Electrical Frequency in Hz
CUM\CUMBRE 500 kV B1: Electrical Frequency in Hz
NCAR5\NUEVA CARDONES 500 kV B2: Electrical Frequency in Hz
NMAI5\NUEVA MAITENCILLO 500 kV B2: Electrical Frequency in Hz
NPDA5\NUEVA PAN DE AZUCAR 500 kV B2: Electrical Frequency in Hz
PAR\PARINAS 500 kV BB2: Electrical Frequency in Hz

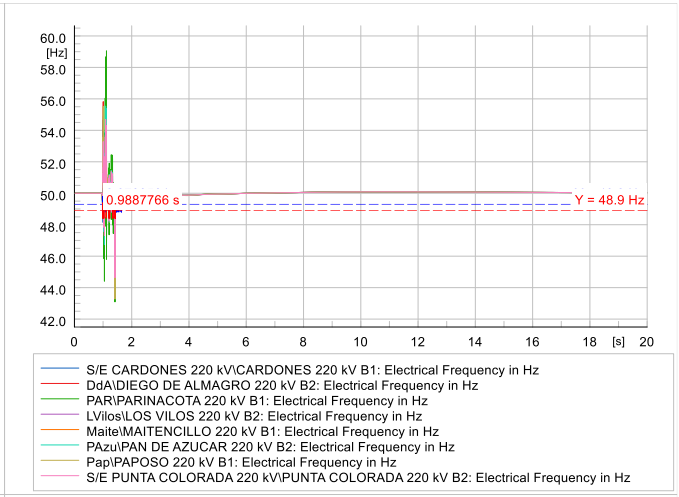
[Hz]
0.9887766 s
Y = 48.9 Hz
[s]
S/E CARDONES 220 kV\CARDONES 220 kV B1: Electrical Frequency in Hz
DdA\DIEGO DE ALMAGRO 220 kV B2: Electrical Frequency in Hz
PAR\PARINACOTA 220 kV B1: Electrical Frequency in Hz
LVilos\LOS VILOS 220 kV B2: Electrical Frequency in Hz
Maite\MAITENCILLO 220 kV B1: Electrical Frequency in Hz
PAzu\PAN DE AZUCAR 220 kV B2: Electrical Frequency in Hz
Pap\PAPOSO 220 kV B1: Electrical Frequency in Hz
S/E PUNTA COLORADA 220 kV\PUNTA COLORADA 220 kV B2: Electrical Frequency in Hz

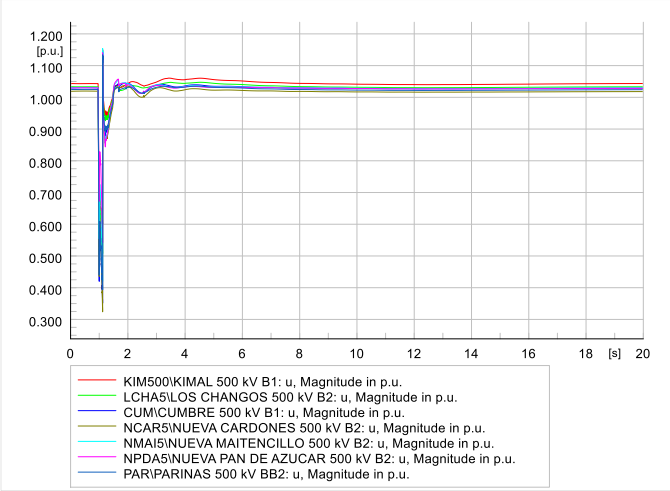
[p.u.]
[s]
KIM500\KIMAL 500 kV B1: u, Magnitude in p.u.
LCHA5\LOS CHANGOS 500 kV B2: u, Magnitude in p.u.
CUM\CUMBRE 500 kV B1: u, Magnitude in p.u.
NCAR5\NUEVA CARDONES 500 kV B2: u, Magnitude in p.u.
NMAI5\NUEVA MAITENCILLO 500 kV B2: u, Magnitude in p.u.
NPDA5\NUEVA PAN DE AZUCAR 500 kV B2: u, Magnitude in p.u.
PAR\PARINAS 500 kV BB2: u, Magnitude in p.u.

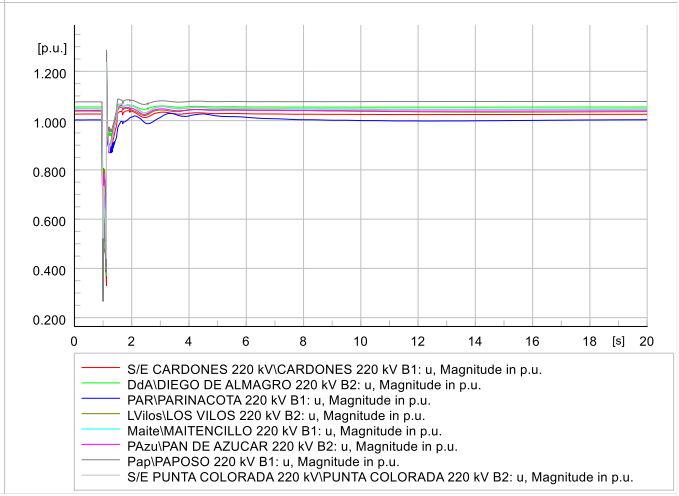
[p.u.]
[s]
S/E CARDONES 220 kV\CARDONES 220 kV B1: u, Magnitude in p.u.
DdA\DIEGO DE ALMAGRO 220 kV B2: u, Magnitude in p.u.
PAR\PARINACOTA 220 kV B1: u, Magnitude in p.u.
LVilos\LOS VILOS 220 kV B2: u, Magnitude in p.u.
Maite\MAITENCILLO 220 kV B1: u, Magnitude in p.u.
PAzu\PAN DE AZUCAR 220 kV B2: u, Magnitude in p.u.
Pap\PAPOSO 220 kV B1: u, Magnitude in p.u.
S/E PUNTA COLORADA 220 kV\PUNTA COLORADA 220 kV B2: u, Magnitude in p.u.

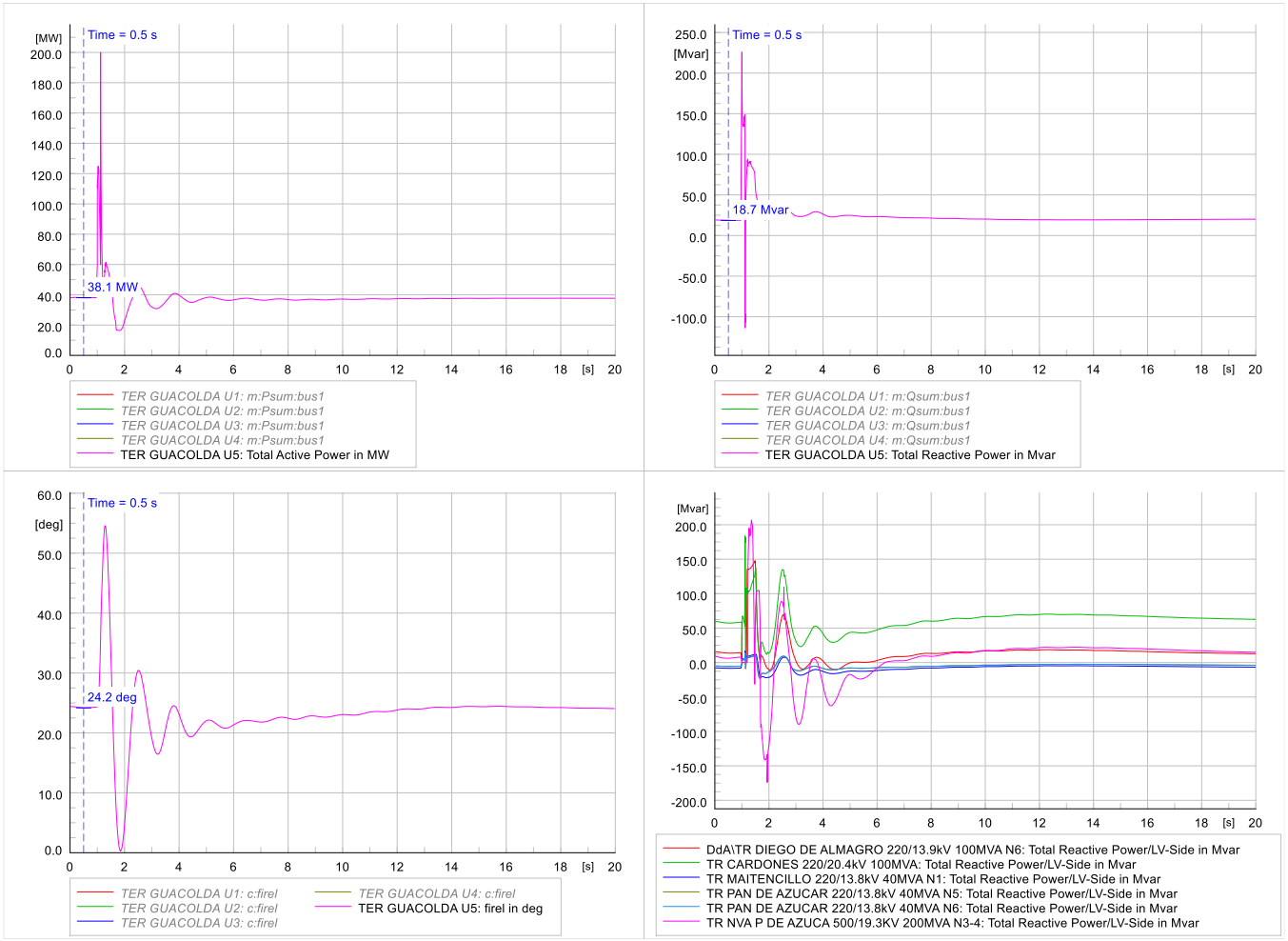
Time = 0.5 s
[MW]
38.1 MW
TER GUACOLDA U1: m:Psum:bus1
TER GUACOLDA U2: m:Psum:bus1
TER GUACOLDA U3: m:Psum:bus1
TER GUACOLDA U4: m:Psum:bus1
TER GUACOLDA U5: Total Active Power in MW
Time = 0.5 s
[Mvar]
18.7 Mvar
TER GUACOLDA U1: m:Qsum:bus1
TER GUACOLDA U2: m:Qsum:bus1
TER GUACOLDA U3: m:Qsum:bus1
TER GUACOLDA U4: m:Qsum:bus1
TER GUACOLDA U5: Total Reactive Power in Mvar
Time = 0.5 s
[deg]
24.2 deg
TER GUACOLDA U1: c:firel
TER GUACOLDA U2: c:firel
TER GUACOLDA U3: c:firel
TER GUACOLDA U4: c:firel
TER GUACOLDA U5: firel in deg
[Mvar]
DdA\TR DIEGO DE ALMAGRO 220/13.9kV 100MVA N6: Total Reactive Power/LV-Side in Mvar
TR CARDONES 220/20.4kV 100MVA: Total Reactive Power/LV-Side in Mvar
TR MAITENCILLO 220/13.8kV 40MVA N1: Total Reactive Power/LV-Side in Mvar
TR PAN DE AZUCAR 220/13.8kV 40MVA N5: Total Reactive Power/LV-Side in Mvar
TR PAN DE AZUCAR 220/13.8kV 40MVA N6: Total Reactive Power/LV-Side in Mvar
TR NVA P DE AZUCA 500/19.3KV 200MVA N3-4: Total Reactive Power/LV-Side in Mvar

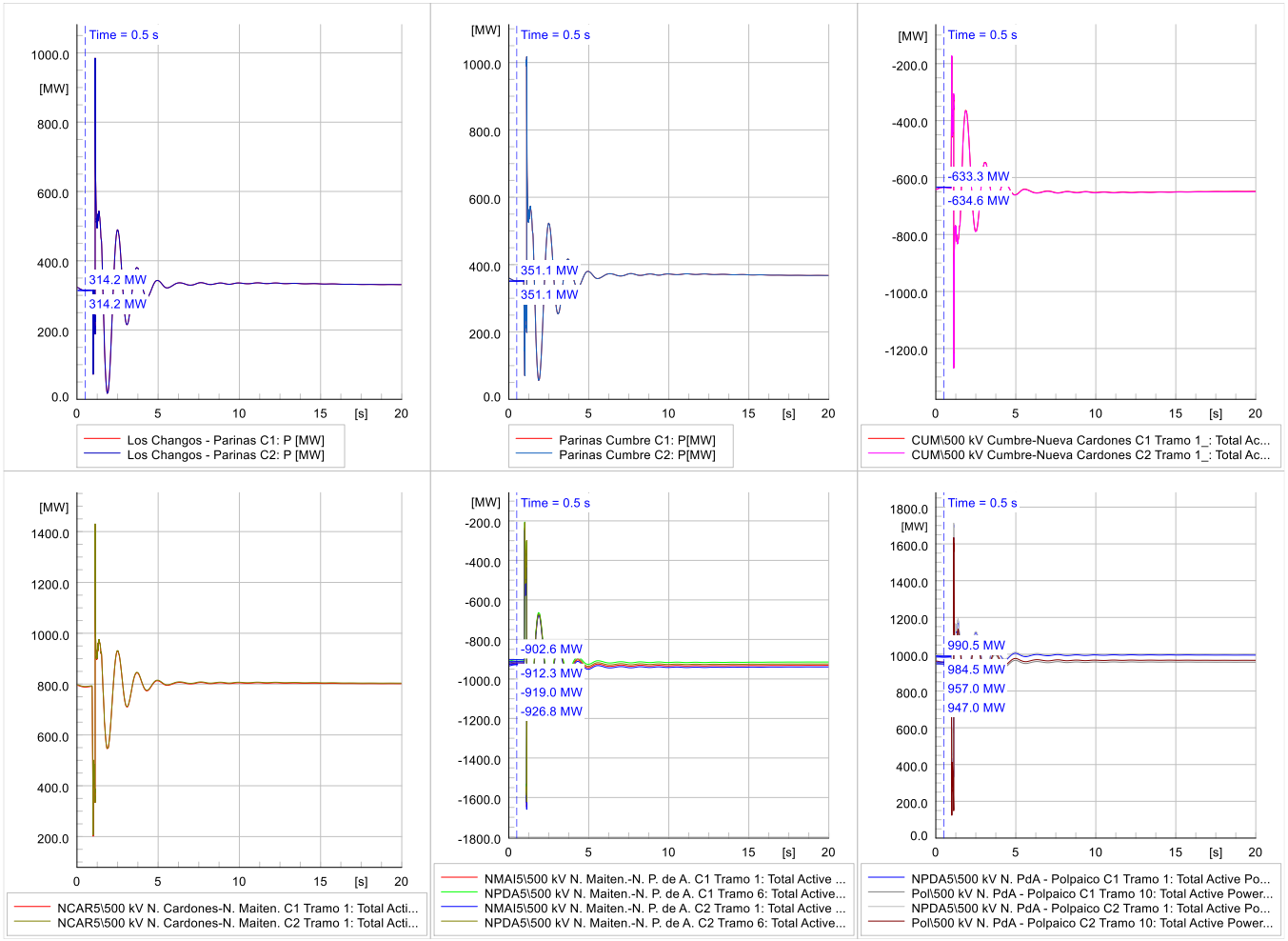
Time = 0.5 s
[MW]
314.2 MW
314.2 MW
[s]
Los Changos - Parinas C1: P [MW]
Los Changos - Parinas C2: P [MW]
Time = 0.5 s
[MW]
351.1 MW
351.1 MW
[s]
Parinas Cumbre C1: P[MW]
Parinas Cumbre C2: P[MW]
Time = 0.5 s
[MW]
-633.3 MW
-634.6 MW
[s]
CUM\500 kV Cumbre-Nueva Cardones C1 Tramo 1_: Total Ac...
CUM\500 kV Cumbre-Nueva Cardones C2 Tramo 1_: Total Ac...
[MW]
[s]
NCAR5\500 kV N. Cardones-N. Maiten. C1 Tramo 1: Total Acti...
NCAR5\500 kV N. Cardones-N. Maiten. C2 Tramo 1: Total Acti...
Time = 0.5 s
[MW]
-902.6 MW
-912.3 MW
-919.0 MW
-926.8 MW
[s]
NMAI5\500 kV N. Maiten.-N. P. de A. C1 Tramo 1: Total Active ...
NPDA5\500 kV N. Maiten.-N. P. de A. C1 Tramo 6: Total Active...
NMAI5\500 kV N. Maiten.-N. P. de A. C2 Tramo 1: Total Active ...
NPDA5\500 kV N. Maiten.-N. P. de A. C2 Tramo 6: Total Active...
Time = 0.5 s
[MW]
990.5 MW
984.5 MW
957.0 MW
947.0 MW
[s]
NPDA5\500 kV N. PdA - Polpaico C1 Tramo 1: Total Active Po...
Pol\500 kV N. PdA - Polpaico C1 Tramo 10: Total Active Power...
NPDA5\500 kV N. PdA - Polpaico C2 Tramo 1: Total Active Po...
Pol\500 kV N. PdA - Polpaico C2 Tramo 10: Total Active Power...

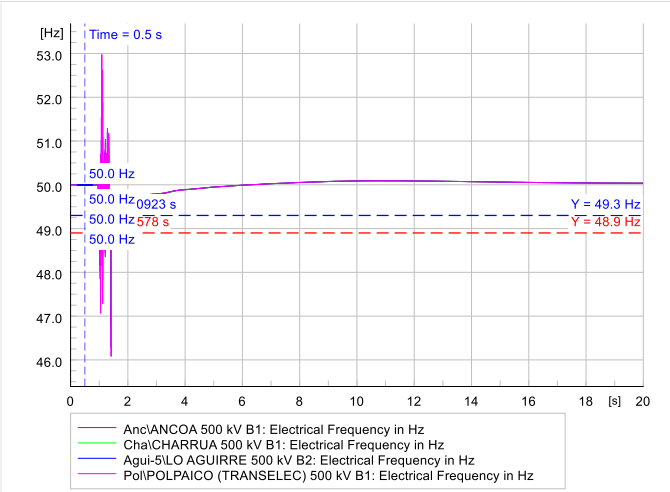
[Hz]
Time = 0.5 s
53.0
52.0
51.0
50.0
49.0
48.0
47.0
46.0
50.0 Hz
50.0 Hz 0923 s
50.0 Hz 578 s
50.0 Hz
Y = 49.3 Hz
Y = 48.9 Hz
0 2 4 6 8 10 12 14 16 18 [s] 20
Anc\ANCOA 500 kV B1: Electrical Frequency in Hz
Cha\CHARRUA 500 kV B1: Electrical Frequency in Hz
Agui-5\LO AGUIRRE 500 kV B2: Electrical Frequency in Hz
Pol\POLPAICO (TRANSELEC) 500 kV B1: Electrical Frequency in Hz

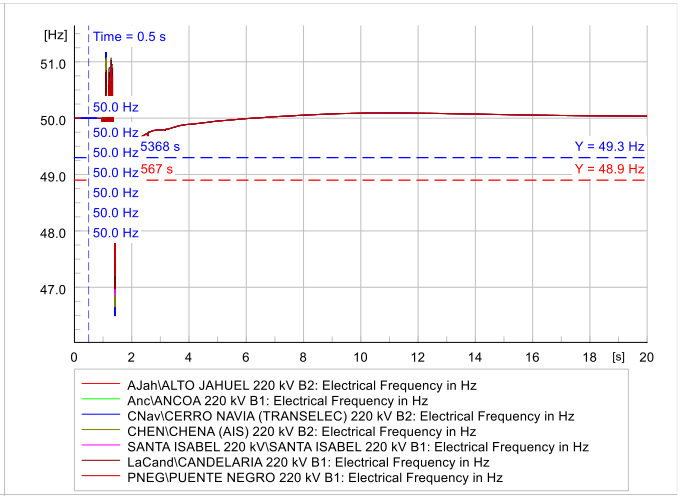
[Hz]
Time = 0.5 s
51.0
50.0
49.0
48.0
47.0
50.0 Hz
50.0 Hz
50.0 Hz 5368 s
50.0 Hz 567 s
50.0 Hz
50.0 Hz
50.0 Hz
Y = 49.3 Hz
Y = 48.9 Hz
0 2 4 6 8 10 12 14 16 18 [s] 20
AJah\ALTO JAHUEL 220 kV B2: Electrical Frequency in Hz
Anc\ANCOA 220 kV B1: Electrical Frequency in Hz
CNav\CERRO NAVIA (TRANSELEC) 220 kV B2: Electrical Frequency in Hz
CHEN\CHENA (AIS) 220 kV B2: Electrical Frequency in Hz
SANTA ISABEL 220 kV\SANTA ISABEL 220 kV B1: Electrical Frequency in Hz
LaCand\CANDELARIA 220 kV B1: Electrical Frequency in Hz
PNEG\PUENTE NEGRO 220 kV B1: Electrical Frequency in Hz

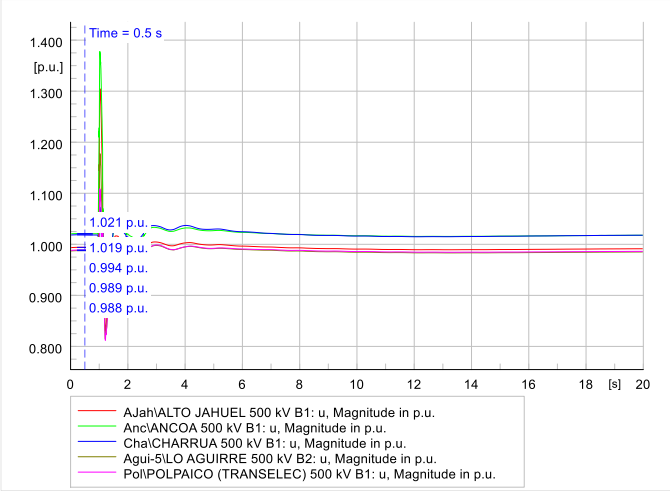
Time = 0.5 s
1.400
[p.u.]
1.300
1.200
1.100
1.000
0.900
0.800
1.021 p.u.
1.019 p.u.
0.994 p.u.
0.989 p.u.
0.988 p.u.
0 2 4 6 8 10 12 14 16 18 [s] 20
AJah\ALTO JAHUEL 500 kV B1: u, Magnitude in p.u.
Anc\ANCOA 500 kV B1: u, Magnitude in p.u.
Cha\CHARRUA 500 kV B1: u, Magnitude in p.u.
Agui-5\LO AGUIRRE 500 kV B2: u, Magnitude in p.u.
Pol\POLPAICO (TRANSELEC) 500 kV B1: u, Magnitude in p.u.

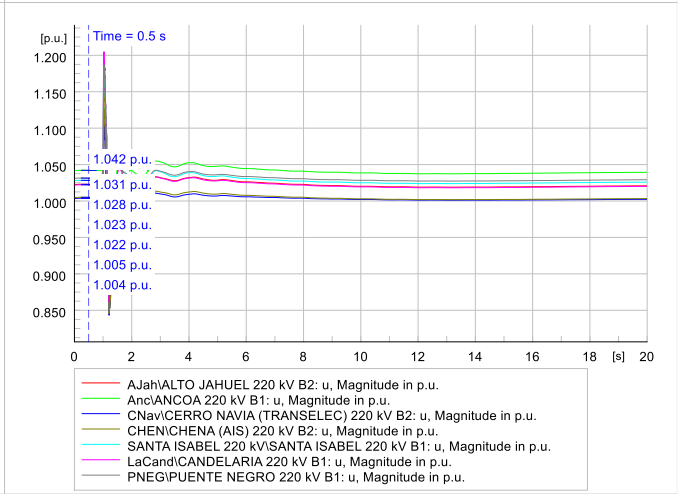
[p.u.]
Time = 0.5 s
1.200
1.150
1.100
1.050
1.000
0.950
0.900
0.850
1.042 p.u.
1.031 p.u.
1.028 p.u.
1.023 p.u.
1.022 p.u.
1.005 p.u.
1.004 p.u.
0 2 4 6 8 10 12 14 16 18 [s] 20
AJah\ALTO JAHUEL 220 kV B2: u, Magnitude in p.u.
Anc\ANCOA 220 kV B1: u, Magnitude in p.u.
CNav\CERRO NAVIA (TRANSELEC) 220 kV B2: u, Magnitude in p.u.
CHEN\CHENA (AIS) 220 kV B2: u, Magnitude in p.u.
SANTA ISABEL 220 kV\SANTA ISABEL 220 kV B1: u, Magnitude in p.u.
LaCand\CANDELARIA 220 kV B1: u, Magnitude in p.u.
PNEG\PUENTE NEGRO 220 kV B1: u, Magnitude in p.u.

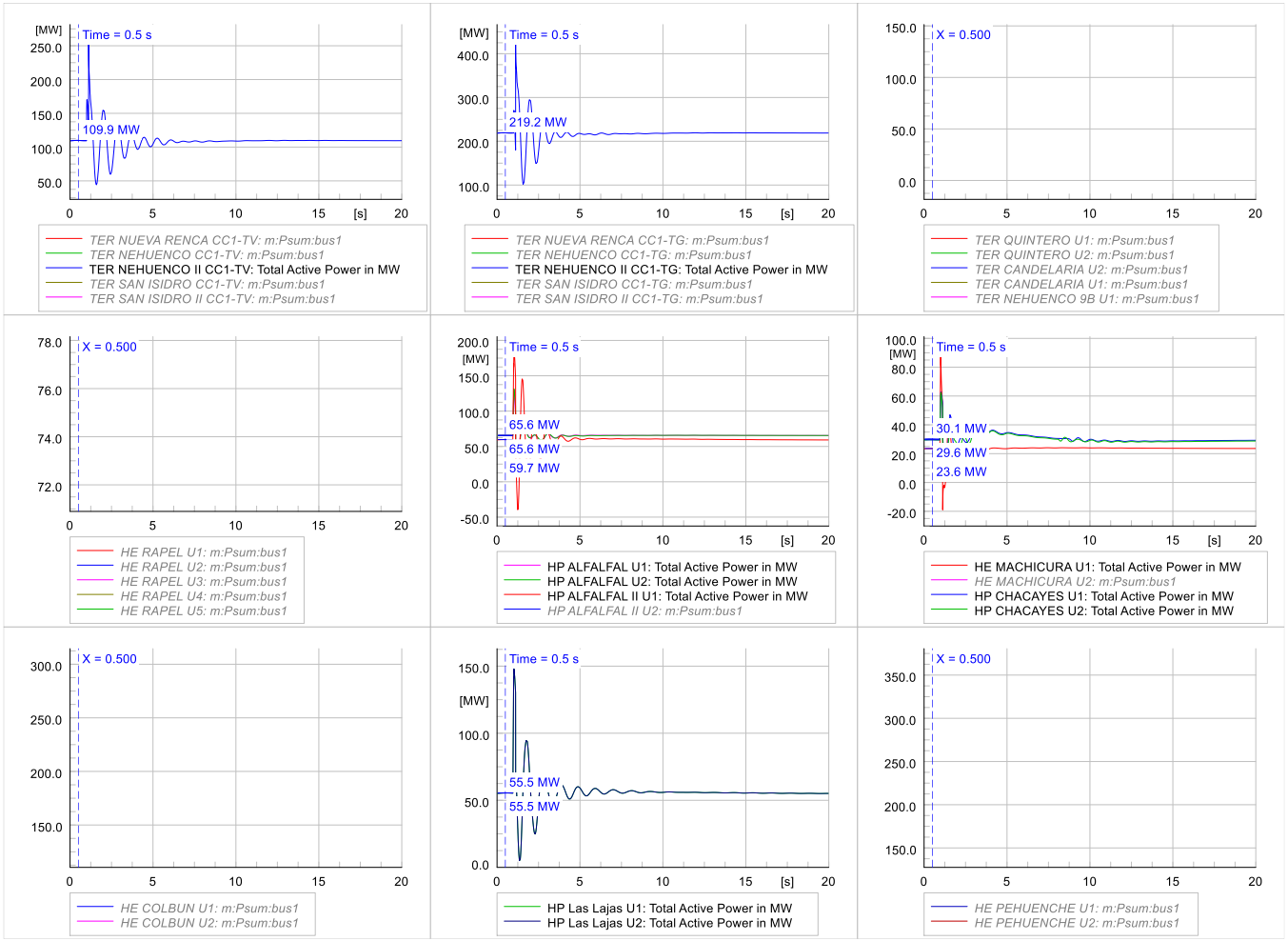
Time = 0.5 s
109.9 MW
TER NUEVA RENCA CC1-TV: m:Psum:bus1
TER NEHUENCO CC1-TV: m:Psum:bus1
TER NEHUENCO II CC1-TV: Total Active Power in MW
TER SAN ISIDRO CC1-TV: m:Psum:bus1
TER SAN ISIDRO II CC1-TV: m:Psum:bus1
Time = 0.5 s
219.2 MW
TER NUEVA RENCA CC1-TG: m:Psum:bus1
TER NEHUENCO CC1-TG: m:Psum:bus1
TER NEHUENCO II CC1-TG: Total Active Power in MW
TER SAN ISIDRO CC1-TG: m:Psum:bus1
TER SAN ISIDRO II CC1-TG: m:Psum:bus1
X = 0.500
TER QUINTERO U1: m:Psum:bus1
TER QUINTERO U2: m:Psum:bus1
TER CANDELARIA U2: m:Psum:bus1
TER CANDELARIA U1: m:Psum:bus1
TER NEHUENCO 9B U1: m:Psum:bus1
X = 0.500
HE RAPEL U1: m:Psum:bus1
HE RAPEL U2: m:Psum:bus1
HE RAPEL U3: m:Psum:bus1
HE RAPEL U4: m:Psum:bus1
HE RAPEL U5: m:Psum:bus1
Time = 0.5 s
65.6 MW
65.6 MW
59.7 MW
HP ALFALFAL U1: Total Active Power in MW
HP ALFALFAL U2: Total Active Power in MW
HP ALFALFAL II U1: Total Active Power in MW
HP ALFALFAL II U2: m:Psum:bus1
Time = 0.5 s
30.1 MW
29.6 MW
23.6 MW
HE MACHICURA U1: Total Active Power in MW
HE MACHICURA U2: m:Psum:bus1
HP CHACAYES U1: Total Active Power in MW
HP CHACAYES U2: Total Active Power in MW
X = 0.500
HE COLBUN U1: m:Psum:bus1
HE COLBUN U2: m:Psum:bus1
Time = 0.5 s
55.5 MW
55.5 MW
HP Las Lajas U1: Total Active Power in MW
HP Las Lajas U2: Total Active Power in MW
X = 0.500
HE PEHUENCHE U1: m:Psum:bus1
HE PEHUENCHE U2: m:Psum:bus1

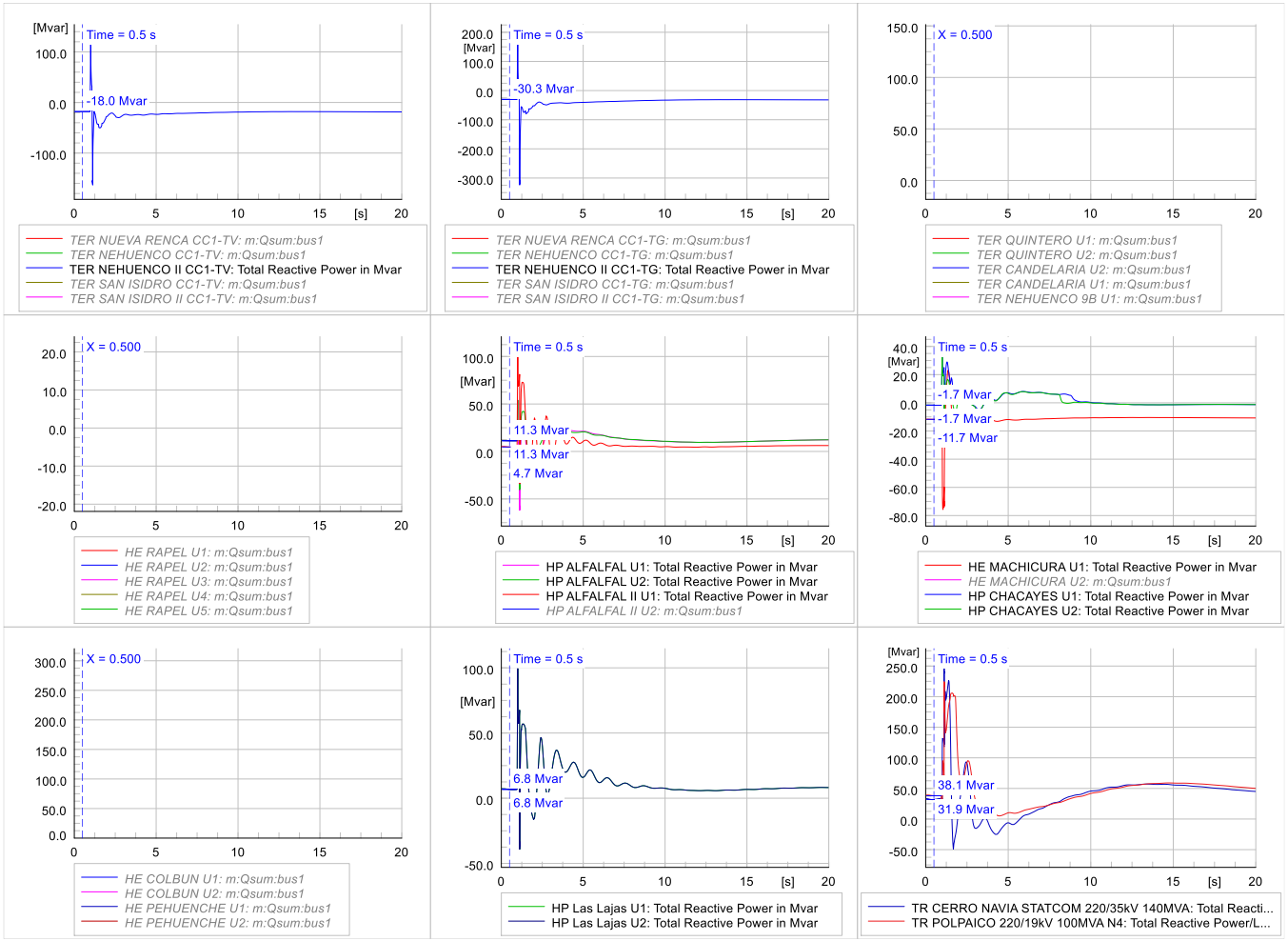
Time = 0.5 s
-18.0 Mvar
TER NUEVA RENCA CC1-TV: m:Qsum:bus1
TER NEHUENCO CC1-TV: m:Qsum:bus1
TER NEHUENCO II CC1-TV: Total Reactive Power in Mvar
TER SAN ISIDRO CC1-TV: m:Qsum:bus1
TER SAN ISIDRO II CC1-TV: m:Qsum:bus1
Time = 0.5 s
-30.3 Mvar
TER NUEVA RENCA CC1-TG: m:Qsum:bus1
TER NEHUENCO CC1-TG: m:Qsum:bus1
TER NEHUENCO II CC1-TG: Total Reactive Power in Mvar
TER SAN ISIDRO CC1-TG: m:Qsum:bus1
TER SAN ISIDRO II CC1-TG: m:Qsum:bus1
X = 0.500
TER QUINTERO U1: m:Qsum:bus1
TER QUINTERO U2: m:Qsum:bus1
TER CANDELARIA U2: m:Qsum:bus1
TER CANDELARIA U1: m:Qsum:bus1
TER NEHUENCO 9B U1: m:Qsum:bus1
X = 0.500
HE RAPEL U1: m:Qsum:bus1
HE RAPEL U2: m:Qsum:bus1
HE RAPEL U3: m:Qsum:bus1
HE RAPEL U4: m:Qsum:bus1
HE RAPEL U5: m:Qsum:bus1
Time = 0.5 s
11.3 Mvar
11.3 Mvar
4.7 Mvar
HP ALFALFAL U1: Total Reactive Power in Mvar
HP ALFALFAL U2: Total Reactive Power in Mvar
HP ALFALFAL II U1: Total Reactive Power in Mvar
HP ALFALFAL II U2: m:Qsum:bus1
Time = 0.5 s
-1.7 Mvar
-1.7 Mvar
-11.7 Mvar
HE MACHICURA U1: Total Reactive Power in Mvar
HE MACHICURA U2: m:Qsum:bus1
HP CHACAYES U1: Total Reactive Power in Mvar
HP CHACAYES U2: Total Reactive Power in Mvar
X = 0.500
HE COLBUN U1: m:Qsum:bus1
HE COLBUN U2: m:Qsum:bus1
HE PEHUENCHE U1: m:Qsum:bus1
HE PEHUENCHE U2: m:Qsum:bus1
Time = 0.5 s
6.8 Mvar
6.8 Mvar
HP Las Lajas U1: Total Reactive Power in Mvar
HP Las Lajas U2: Total Reactive Power in Mvar
Time = 0.5 s
38.1 Mvar
31.9 Mvar
TR CERRO NAVIA STATCOM 220/35kV 140MVA: Total Reacti...
TR POLPAICO 220/19kV 100MVA N4: Total Reactive Power/L...

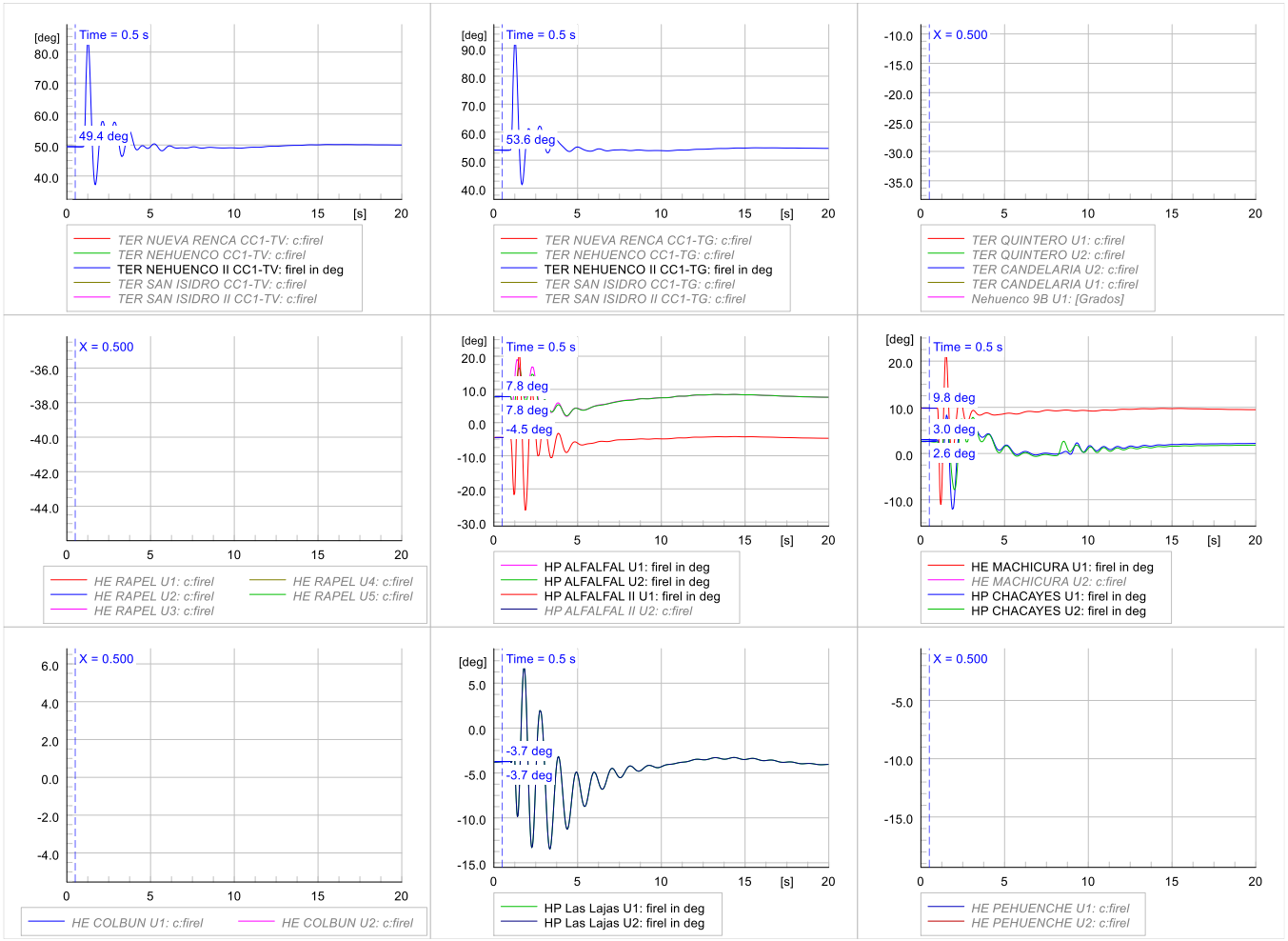
Time = 0.5 s
49.4 deg
TER NUEVA RENCA CC1-TV: c:firel
TER NEHUENCO CC1-TV: c:firel
TER NEHUENCO II CC1-TV: firel in deg
TER SAN ISIDRO CC1-TV: c:firel
TER SAN ISIDRO II CC1-TV: c:firel
Time = 0.5 s
53.6 deg
TER NUEVA RENCA CC1-TG: c:firel
TER NEHUENCO CC1-TG: c:firel
TER NEHUENCO II CC1-TG: firel in deg
TER SAN ISIDRO CC1-TG: c:firel
TER SAN ISIDRO II CC1-TG: c:firel
X = 0.500
TER QUINTERO U1: c:firel
TER QUINTERO U2: c:firel
TER CANDELARIA U2: c:firel
TER CANDELARIA U1: c:firel
Nehuenco 9B U1: [Grados]
X = 0.500
HE RAPEL U1: c:firel
HE RAPEL U2: c:firel
HE RAPEL U3: c:firel
HE RAPEL U4: c:firel
HE RAPEL U5: c:firel
Time = 0.5 s
7.8 deg
7.8 deg
-4.5 deg
HP ALFALFAL U1: firel in deg
HP ALFALFAL U2: firel in deg
HP ALFALFAL II U1: firel in deg
HP ALFALFAL II U2: c:firel
Time = 0.5 s
9.8 deg
3.0 deg
2.6 deg
HE MACHICURA U1: firel in deg
HE MACHICURA U2: c:firel
HP CHACAYES U1: firel in deg
HP CHACAYES U2: firel in deg
X = 0.500
HE COLBUN U1: c:firel
HE COLBUN U2: c:firel
Time = 0.5 s
-3.7 deg
-3.7 deg
HP Las Lajas U1: firel in deg
HP Las Lajas U2: firel in deg
X = 0.500
HE PEHUENCHE U1: c:firel
HE PEHUENCHE U2: c:firel

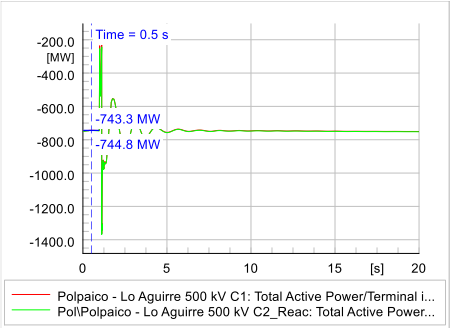
Time = 0.5 s
[MW]
-743.3 MW
-744.8 MW
[s]
Polpaico - Lo Aguirre 500 kV C1: Total Active Power/Terminal i...
Pol\Polpaico - Lo Aguirre 500 kV C2_Reac: Total Active Power...

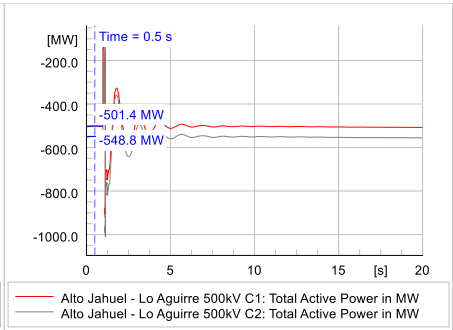
Time = 0.5 s
[MW]
-501.4 MW
-548.8 MW
[s]
Alto Jahuel - Lo Aguirre 500kV C1: Total Active Power in MW
Alto Jahuel - Lo Aguirre 500kV C2: Total Active Power in MW

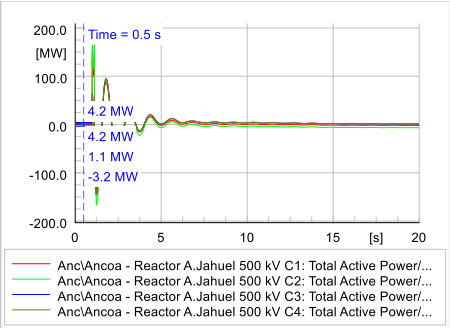
Time = 0.5 s
[MW]
4.2 MW
4.2 MW
1.1 MW
-3.2 MW
[s]
Anc\Ancoa - Reactor A.Jahuel 500 kV C1: Total Active Power/...
Anc\Ancoa - Reactor A.Jahuel 500 kV C2: Total Active Power/...
Anc\Ancoa - Reactor A.Jahuel 500 kV C3: Total Active Power/...
Anc\Ancoa - Reactor A.Jahuel 500 kV C4: Total Active Power/...

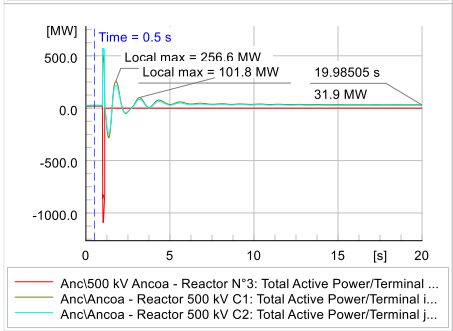
Time = 0.5 s
[MW]
Local max = 256.6 MW
Local max = 101.8 MW
19.98505 s
31.9 MW
[s]
Anc\500 kV Ancoa - Reactor N°3: Total Active Power/Terminal ...
Anc\Ancoa - Reactor 500 kV C1: Total Active Power/Terminal i...
Anc\Ancoa - Reactor 500 kV C2: Total Active Power/Terminal j...

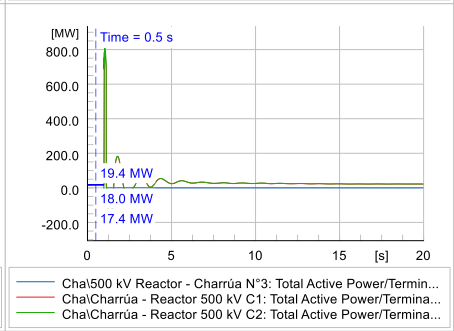
Time = 0.5 s
[MW]
19.4 MW
18.0 MW
17.4 MW
[s]
Cha\500 kV Reactor - Charrúa N°3: Total Active Power/Termin...
Cha\Charrúa - Reactor 500 kV C1: Total Active Power/Termina...
Cha\Charrúa - Reactor 500 kV C2: Total Active Power/Termina...

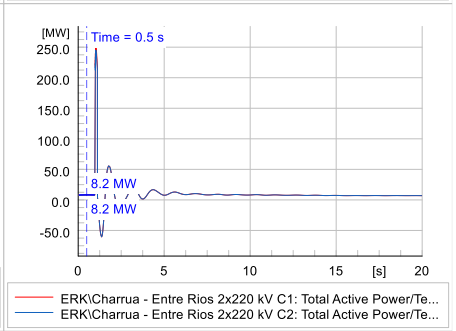
Time = 0.5 s
[MW]
8.2 MW
8.2 MW
[s]
ERK\Charrua - Entre Rios 2x220 kV C1: Total Active Power/Te...
ERK\Charrua - Entre Rios 2x220 kV C2: Total Active Power/Te...

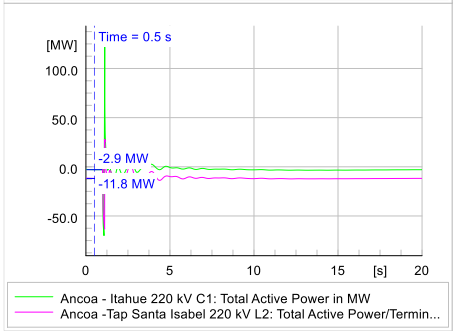
Time = 0.5 s
[MW]
-2.9 MW
-11.8 MW
[s]
Ancoa - Itahue 220 kV C1: Total Active Power in MW
Ancoa -Tap Santa Isabel 220 kV L2: Total Active Power/Termin...

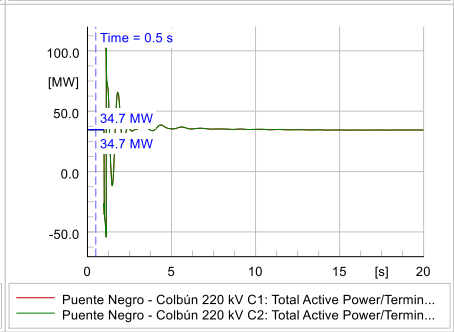
Time = 0.5 s
[MW]
34.7 MW
34.7 MW
[s]
Puente Negro - Colbún 220 kV C1: Total Active Power/Termin...
Puente Negro - Colbún 220 kV C2: Total Active Power/Termin...

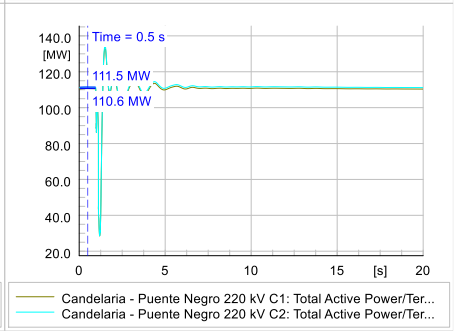
Time = 0.5 s
[MW]
111.5 MW
110.6 MW
[s]
Candelaria - Puente Negro 220 kV C1: Total Active Power/Ter...
Candelaria - Puente Negro 220 kV C2: Total Active Power/Ter...

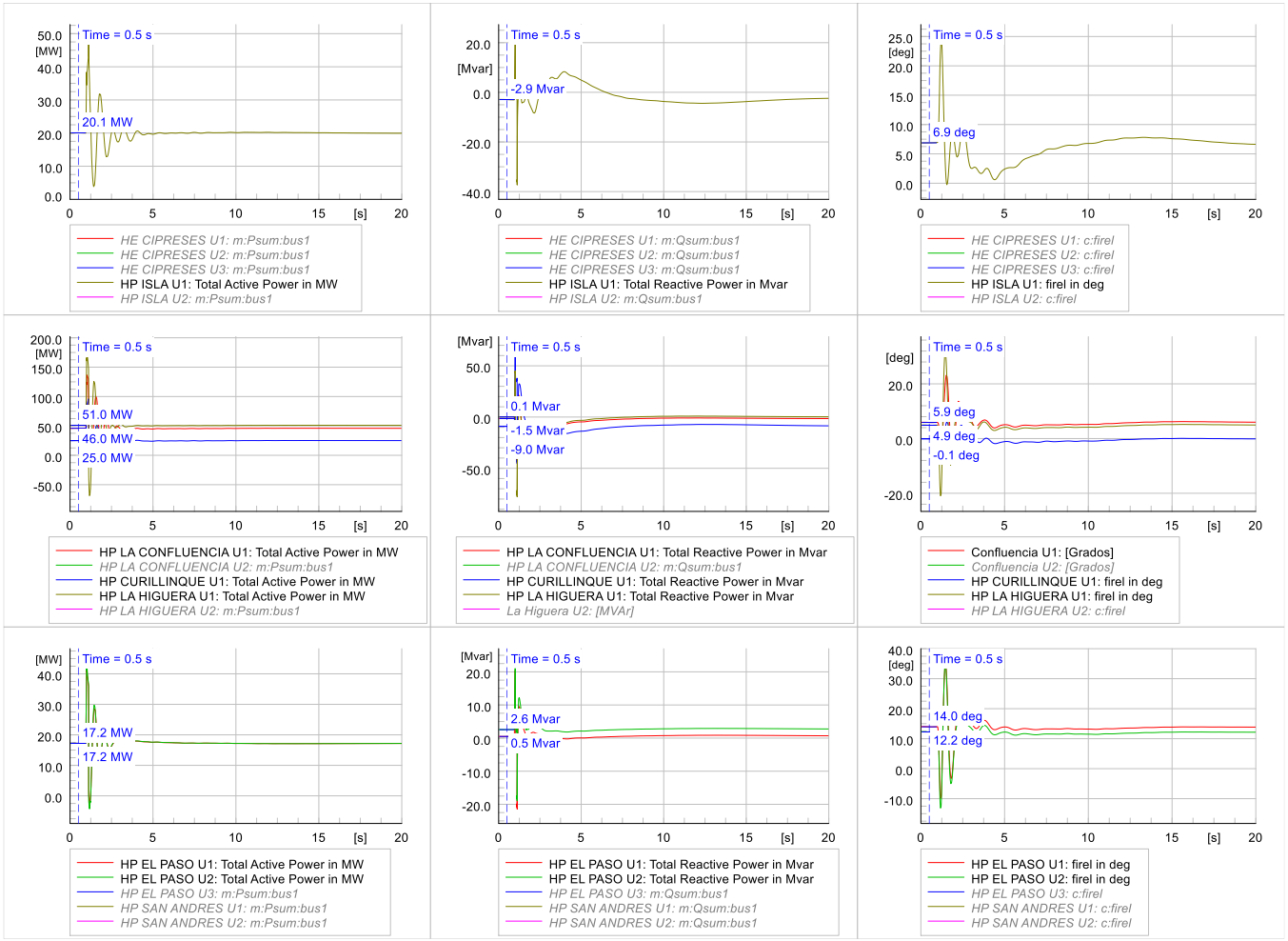
Time = 0.5 s
[MW]
20.1 MW
HE CIPRESES U1: m:Psum:bus1
HE CIPRESES U2: m:Psum:bus1
HE CIPRESES U3: m:Psum:bus1
HP ISLA U1: Total Active Power in MW
HP ISLA U2: m:Psum:bus1
[Mvar]
-2.9 Mvar
HE CIPRESES U1: m:Qsum:bus1
HE CIPRESES U2: m:Qsum:bus1
HE CIPRESES U3: m:Qsum:bus1
HP ISLA U1: Total Reactive Power in Mvar
HP ISLA U2: m:Qsum:bus1
[deg]
6.9 deg
HE CIPRESES U1: c:firel
HE CIPRESES U2: c:firel
HE CIPRESES U3: c:firel
HP ISLA U1: firel in deg
HP ISLA U2: c:firel
51.0 MW
46.0 MW
25.0 MW
HP LA CONFLUENCIA U1: Total Active Power in MW
HP LA CONFLUENCIA U2: m:Psum:bus1
HP CURILLINQUE U1: Total Active Power in MW
HP LA HIGUERA U1: Total Active Power in MW
HP LA HIGUERA U2: m:Psum:bus1
0.1 Mvar
-1.5 Mvar
-9.0 Mvar
HP LA CONFLUENCIA U1: Total Reactive Power in Mvar
HP LA CONFLUENCIA U2: m:Qsum:bus1
HP CURILLINQUE U1: Total Reactive Power in Mvar
HP LA HIGUERA U1: Total Reactive Power in Mvar
La Higuera U2: [MVAr]
5.9 deg
4.9 deg
-0.1 deg
Confluencia U1: [Grados]
Confluencia U2: [Grados]
HP CURILLINQUE U1: firel in deg
HP LA HIGUERA U1: firel in deg
HP LA HIGUERA U2: c:firel
17.2 MW
17.2 MW
HP EL PASO U1: Total Active Power in MW
HP EL PASO U2: Total Active Power in MW
HP EL PASO U3: m:Psum:bus1
HP SAN ANDRES U1: m:Psum:bus1
HP SAN ANDRES U2: m:Psum:bus1
2.6 Mvar
0.5 Mvar
HP EL PASO U1: Total Reactive Power in Mvar
HP EL PASO U2: Total Reactive Power in Mvar
HP EL PASO U3: m:Qsum:bus1
HP SAN ANDRES U1: m:Qsum:bus1
HP SAN ANDRES U2: m:Qsum:bus1
14.0 deg
12.2 deg
HP EL PASO U1: firel in deg
HP EL PASO U2: firel in deg
HP EL PASO U3: c:firel
HP SAN ANDRES U1: c:firel
HP SAN ANDRES U2: c:firel
[s]

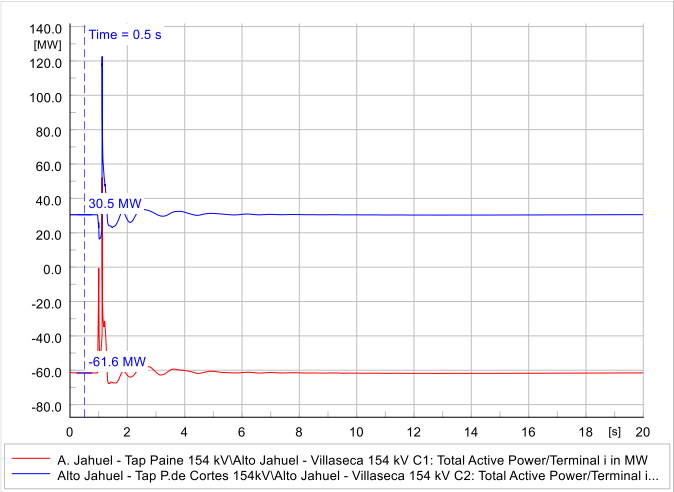
Time = 0.5 s
[MW]
30.5 MW
-61.6 MW
[s]
A. Jahuel - Tap Paine 154 kV\Alto Jahuel - Villaseca 154 kV C1: Total Active Power/Terminal i in MW
Alto Jahuel - Tap P.de Cortes 154kV\Alto Jahuel - Villaseca 154 kV C2: Total Active Power/Terminal i...

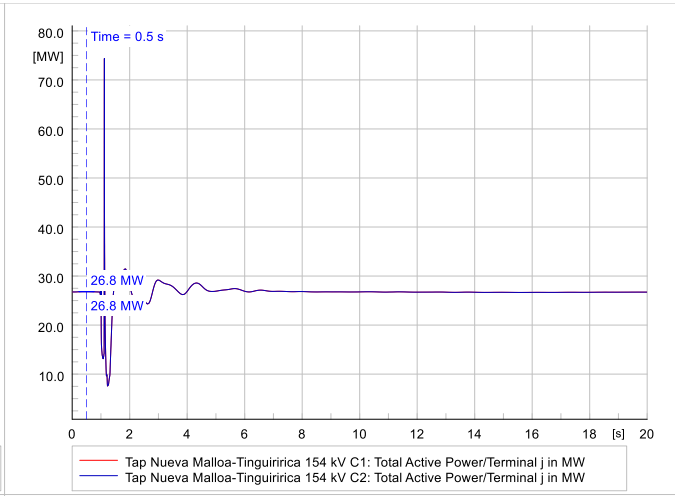
Time = 0.5 s
[MW]
26.8 MW
26.8 MW
[s]
Tap Nueva Malloa-Tinguiririca 154 kV C1: Total Active Power/Terminal j in MW
Tap Nueva Malloa-Tinguiririca 154 kV C2: Total Active Power/Terminal j in MW

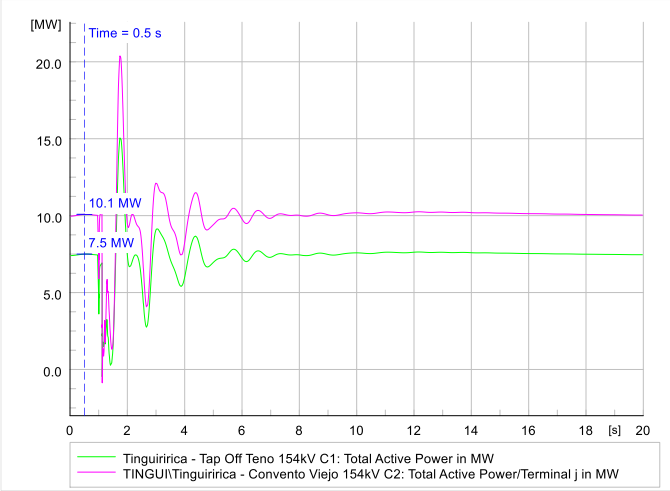
Time = 0.5 s
[MW]
10.1 MW
7.5 MW
[s]
Tinguiririca - Tap Off Teno 154kV C1: Total Active Power in MW
TINGUI\Tinguiririca - Convento Viejo 154kV C2: Total Active Power/Terminal j in MW

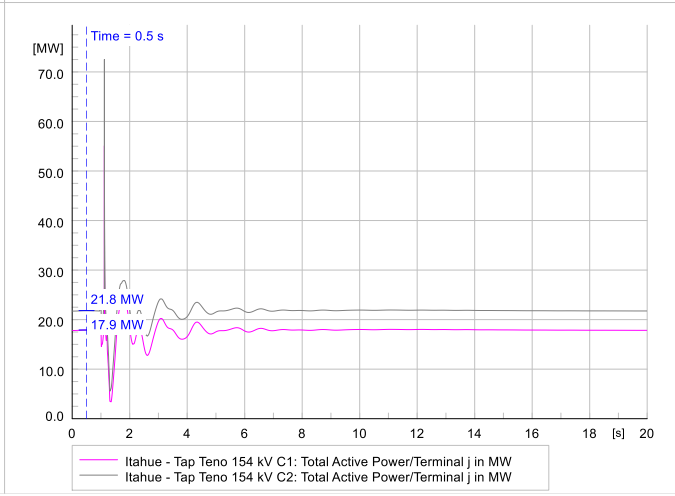
Time = 0.5 s
[MW]
21.8 MW
17.9 MW
[s]
Itahue - Tap Teno 154 kV C1: Total Active Power/Terminal j in MW
Itahue - Tap Teno 154 kV C2: Total Active Power/Terminal j in MW

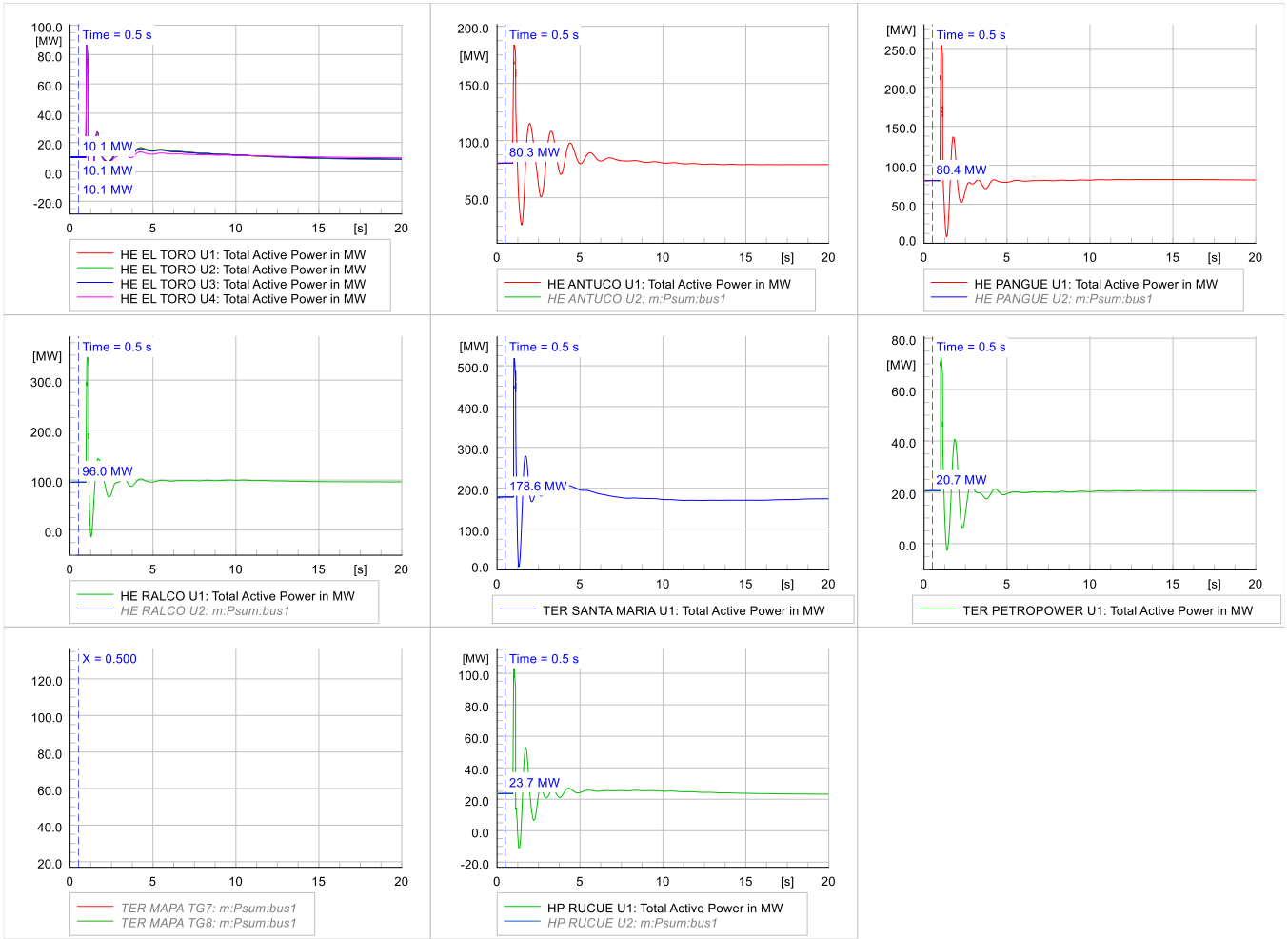
Time = 0.5 s
10.1 MW
10.1 MW
10.1 MW
HE EL TORO U1: Total Active Power in MW
HE EL TORO U2: Total Active Power in MW
HE EL TORO U3: Total Active Power in MW
HE EL TORO U4: Total Active Power in MW
Time = 0.5 s
80.3 MW
HE ANTUCO U1: Total Active Power in MW
HE ANTUCO U2: m:Psum:bus1
Time = 0.5 s
80.4 MW
HE PANGUE U1: Total Active Power in MW
HE PANGUE U2: m:Psum:bus1
Time = 0.5 s
96.0 MW
HE RALCO U1: Total Active Power in MW
HE RALCO U2: m:Psum:bus1
Time = 0.5 s
178.6 MW
TER SANTA MARIA U1: Total Active Power in MW
Time = 0.5 s
20.7 MW
TER PETROPOWER U1: Total Active Power in MW
X = 0.500
TER MAPA TG7: m:Psum:bus1
TER MAPA TG8: m:Psum:bus1
Time = 0.5 s
23.7 MW
HP RUCUE U1: Total Active Power in MW
HP RUCUE U2: m:Psum:bus1

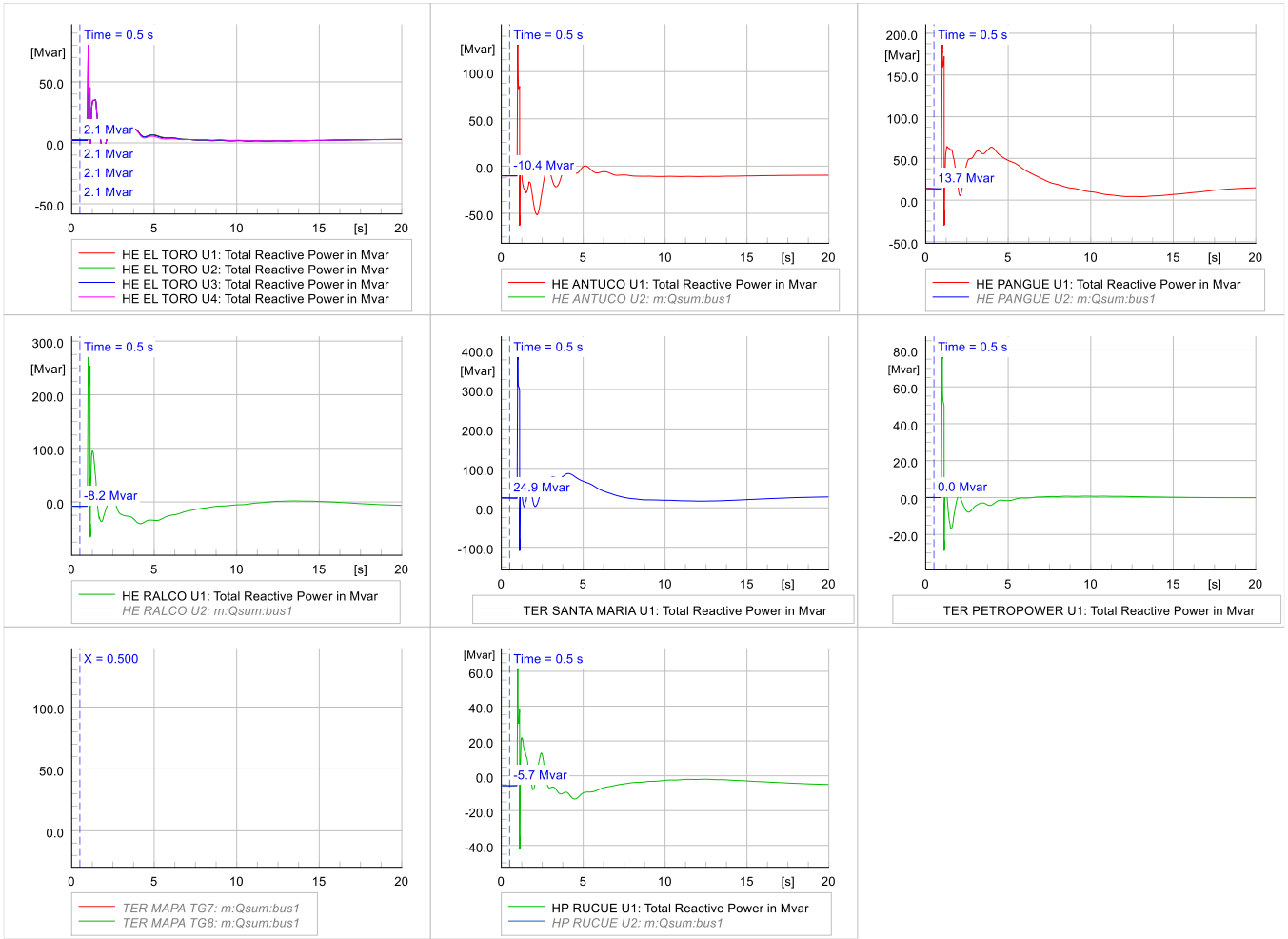
Time = 0.5 s
[Mvar]
2.1 Mvar
2.1 Mvar
2.1 Mvar
2.1 Mvar
HE EL TORO U1: Total Reactive Power in Mvar
HE EL TORO U2: Total Reactive Power in Mvar
HE EL TORO U3: Total Reactive Power in Mvar
HE EL TORO U4: Total Reactive Power in Mvar
-10.4 Mvar
HE ANTUCO U1: Total Reactive Power in Mvar
HE ANTUCO U2: m:Qsum:bus1
13.7 Mvar
HE PANGUE U1: Total Reactive Power in Mvar
HE PANGUE U2: m:Qsum:bus1
-8.2 Mvar
HE RALCO U1: Total Reactive Power in Mvar
HE RALCO U2: m:Qsum:bus1
24.9 Mvar
TER SANTA MARIA U1: Total Reactive Power in Mvar
0.0 Mvar
TER PETROPOWER U1: Total Reactive Power in Mvar
X = 0.500
TER MAPA TG7: m:Qsum:bus1
TER MAPA TG8: m:Qsum:bus1
-5.7 Mvar
HP RUCUE U1: Total Reactive Power in Mvar
HP RUCUE U2: m:Qsum:bus1

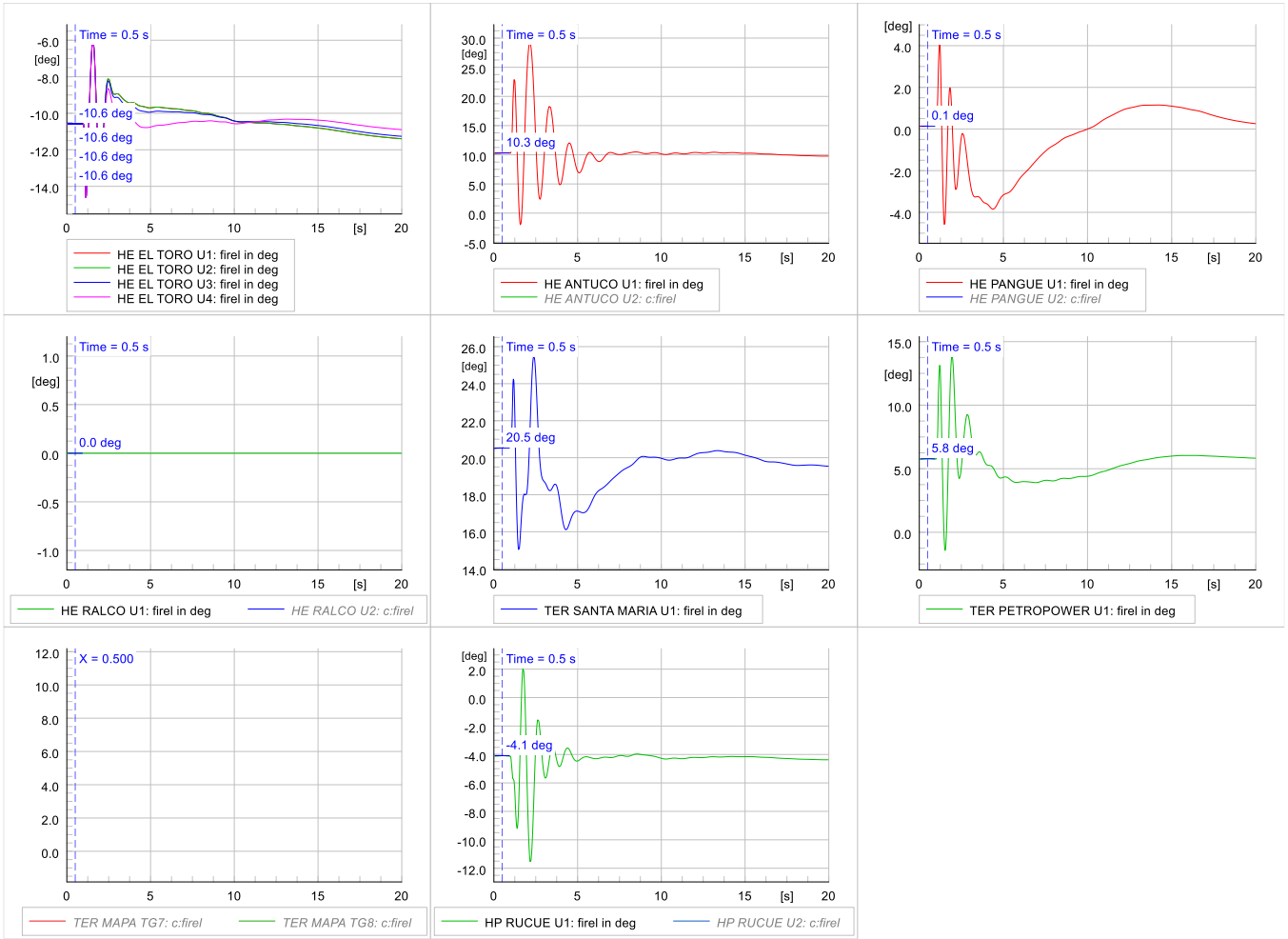
Time = 0.5 s
-10.6 deg
-10.6 deg
-10.6 deg
-10.6 deg
HE EL TORO U1: firel in deg
HE EL TORO U2: firel in deg
HE EL TORO U3: firel in deg
HE EL TORO U4: firel in deg
Time = 0.5 s
10.3 deg
HE ANTUCO U1: firel in deg
HE ANTUCO U2: c:firel
Time = 0.5 s
0.1 deg
HE PANGUE U1: firel in deg
HE PANGUE U2: c:firel
Time = 0.5 s
0.0 deg
HE RALCO U1: firel in deg
HE RALCO U2: c:firel
Time = 0.5 s
20.5 deg
TER SANTA MARIA U1: firel in deg
Time = 0.5 s
5.8 deg
TER PETROPOWER U1: firel in deg
X = 0.500
TER MAPA TG7: c:firel
TER MAPA TG8: c:firel
Time = 0.5 s
-4.1 deg
HP RUCUE U1: firel in deg
HP RUCUE U2: c:firel

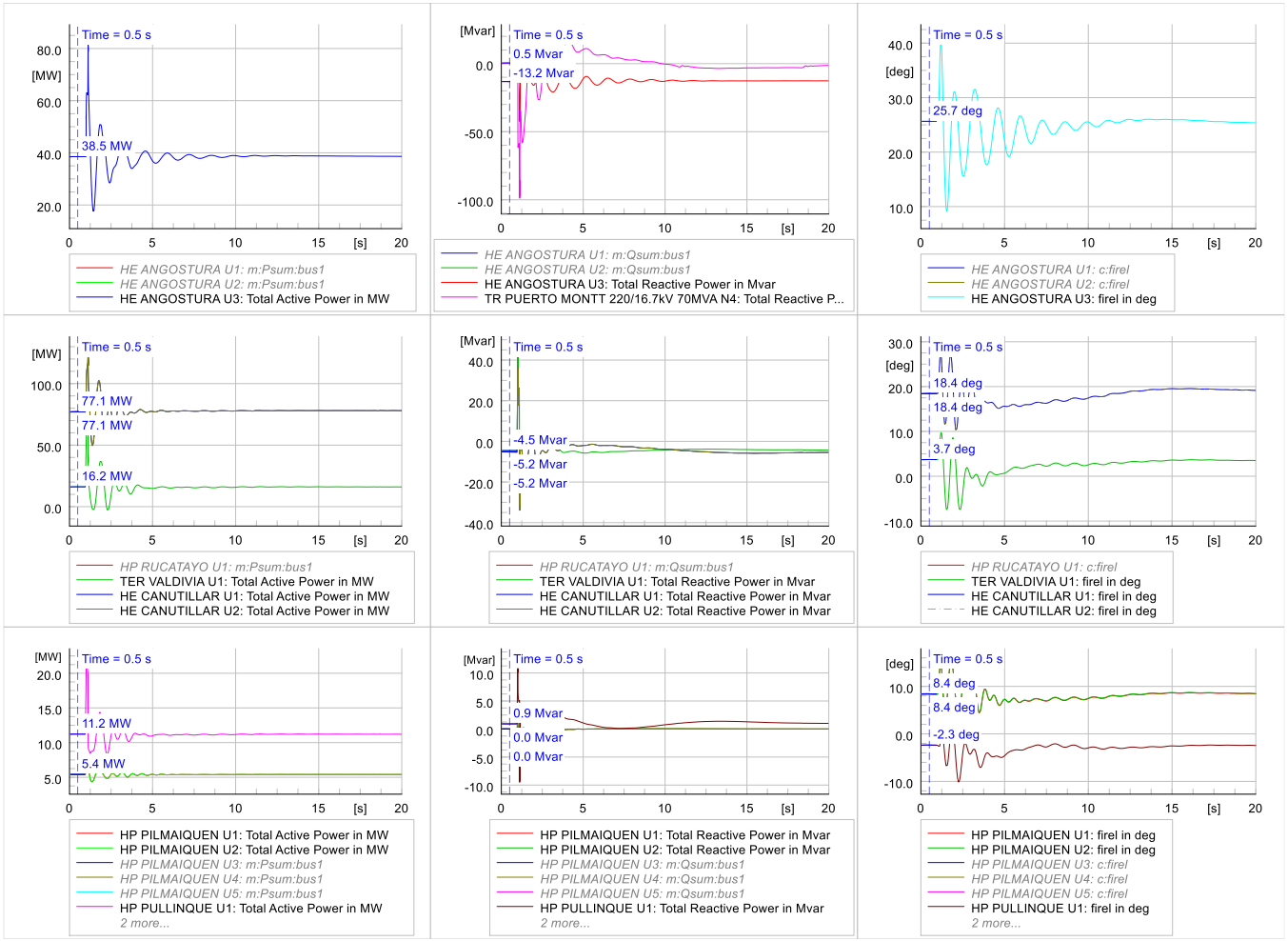
Time = 0.5 s
[MW]
38.5 MW
HE ANGOSTURA U1: m:Psum:bus1
HE ANGOSTURA U2: m:Psum:bus1
HE ANGOSTURA U3: Total Active Power in MW
[Mvar]
0.5 Mvar
-13.2 Mvar
HE ANGOSTURA U1: m:Qsum:bus1
HE ANGOSTURA U2: m:Qsum:bus1
HE ANGOSTURA U3: Total Reactive Power in Mvar
TR PUERTO MONTT 220/16.7kV 70MVA N4: Total Reactive P...
[deg]
25.7 deg
HE ANGOSTURA U1: c:firel
HE ANGOSTURA U2: c:firel
HE ANGOSTURA U3: firel in deg
77.1 MW
77.1 MW
16.2 MW
HP RUCATAYO U1: m:Psum:bus1
TER VALDIVIA U1: Total Active Power in MW
HE CANUTILLAR U1: Total Active Power in MW
HE CANUTILLAR U2: Total Active Power in MW
-4.5 Mvar
-5.2 Mvar
-5.2 Mvar
HP RUCATAYO U1: m:Qsum:bus1
TER VALDIVIA U1: Total Reactive Power in Mvar
HE CANUTILLAR U1: Total Reactive Power in Mvar
HE CANUTILLAR U2: Total Reactive Power in Mvar
18.4 deg
18.4 deg
3.7 deg
HP RUCATAYO U1: c:firel
TER VALDIVIA U1: firel in deg
HE CANUTILLAR U1: firel in deg
HE CANUTILLAR U2: firel in deg
11.2 MW
5.4 MW
HP PILMAIQUEN U1: Total Active Power in MW
HP PILMAIQUEN U2: Total Active Power in MW
HP PILMAIQUEN U3: m:Psum:bus1
HP PILMAIQUEN U4: m:Psum:bus1
HP PILMAIQUEN U5: m:Psum:bus1
HP PULLINQUE U1: Total Active Power in MW
2 more...
0.9 Mvar
0.0 Mvar
0.0 Mvar
HP PILMAIQUEN U1: Total Reactive Power in Mvar
HP PILMAIQUEN U2: Total Reactive Power in Mvar
HP PILMAIQUEN U3: m:Qsum:bus1
HP PILMAIQUEN U4: m:Qsum:bus1
HP PILMAIQUEN U5: m:Qsum:bus1
HP PULLINQUE U1: Total Reactive Power in Mvar
2 more...
8.4 deg
8.4 deg
-2.3 deg
HP PILMAIQUEN U1: firel in deg
HP PILMAIQUEN U2: firel in deg
HP PILMAIQUEN U3: c:firel
HP PILMAIQUEN U4: c:firel
HP PILMAIQUEN U5: c:firel
HP PULLINQUE U1: firel in deg
2 more...

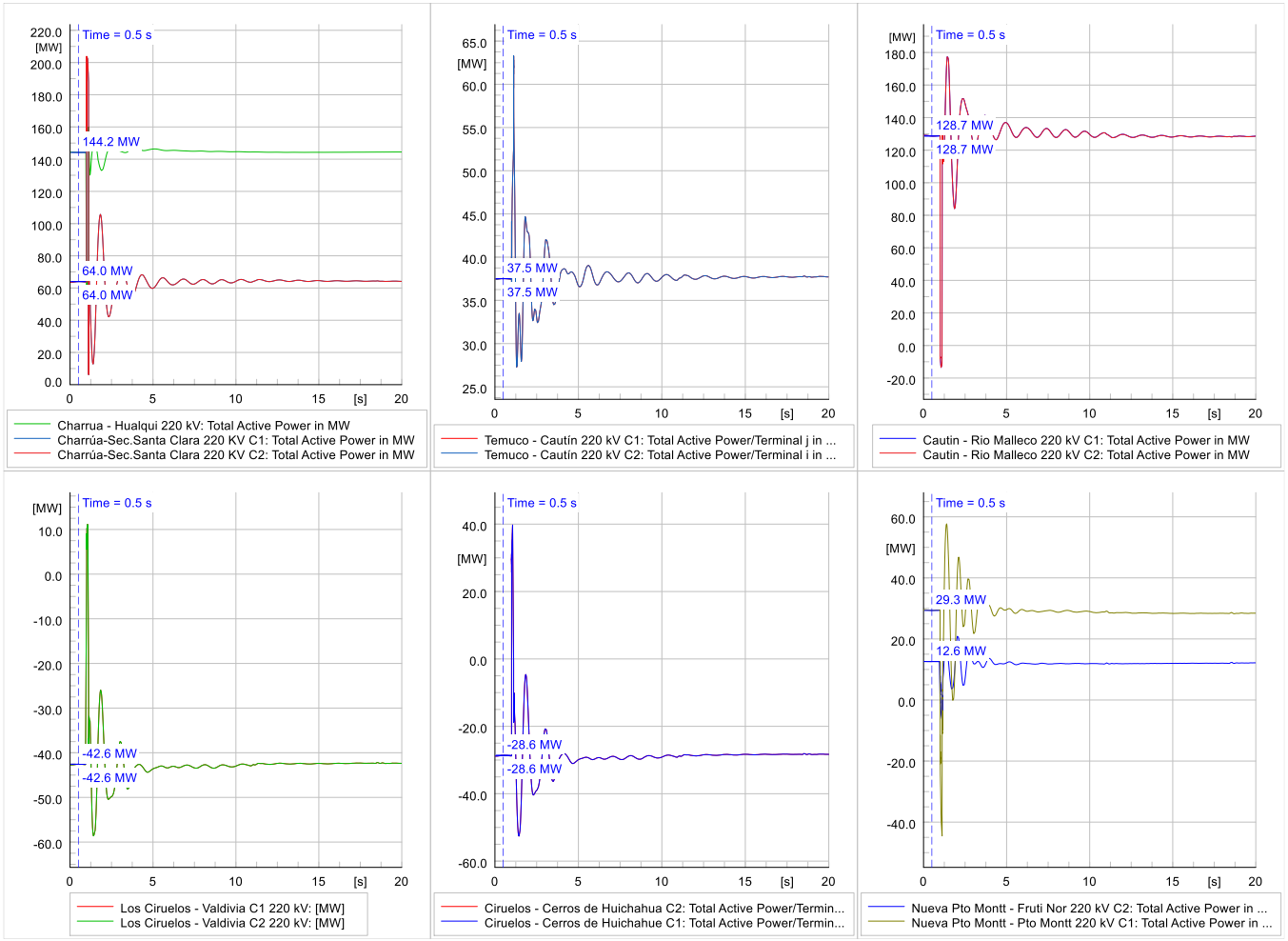
Time = 0.5 s
144.2 MW
64.0 MW
64.0 MW
Charrua - Hualqui 220 kV: Total Active Power in MW
Charrúa-Sec.Santa Clara 220 KV C1: Total Active Power in MW
Charrúa-Sec.Santa Clara 220 KV C2: Total Active Power in MW
Time = 0.5 s
37.5 MW
37.5 MW
Temuco - Cautín 220 kV C1: Total Active Power/Terminal j in ...
Temuco - Cautín 220 kV C2: Total Active Power/Terminal i in ...
Time = 0.5 s
128.7 MW
128.7 MW
Cautin - Rio Malleco 220 kV C1: Total Active Power in MW
Cautin - Rio Malleco 220 kV C2: Total Active Power in MW
Time = 0.5 s
-42.6 MW
-42.6 MW
Los Ciruelos - Valdivia C1 220 kV: [MW]
Los Ciruelos - Valdivia C2 220 kV: [MW]
Time = 0.5 s
-28.6 MW
-28.6 MW
Ciruelos - Cerros de Huichahua C2: Total Active Power/Termin...
Ciruelos - Cerros de Huichahue C1: Total Active Power/Termin...
Time = 0.5 s
29.3 MW
12.6 MW
Nueva Pto Montt - Fruti Nor 220 kV C2: Total Active Power in ...
Nueva Pto Montt - Pto Montt 220 kV C1: Total Active Power in ...

17.4 E2 2024_12_09 DA 22 Hrs.- Los Changos - Parinas 500Kv

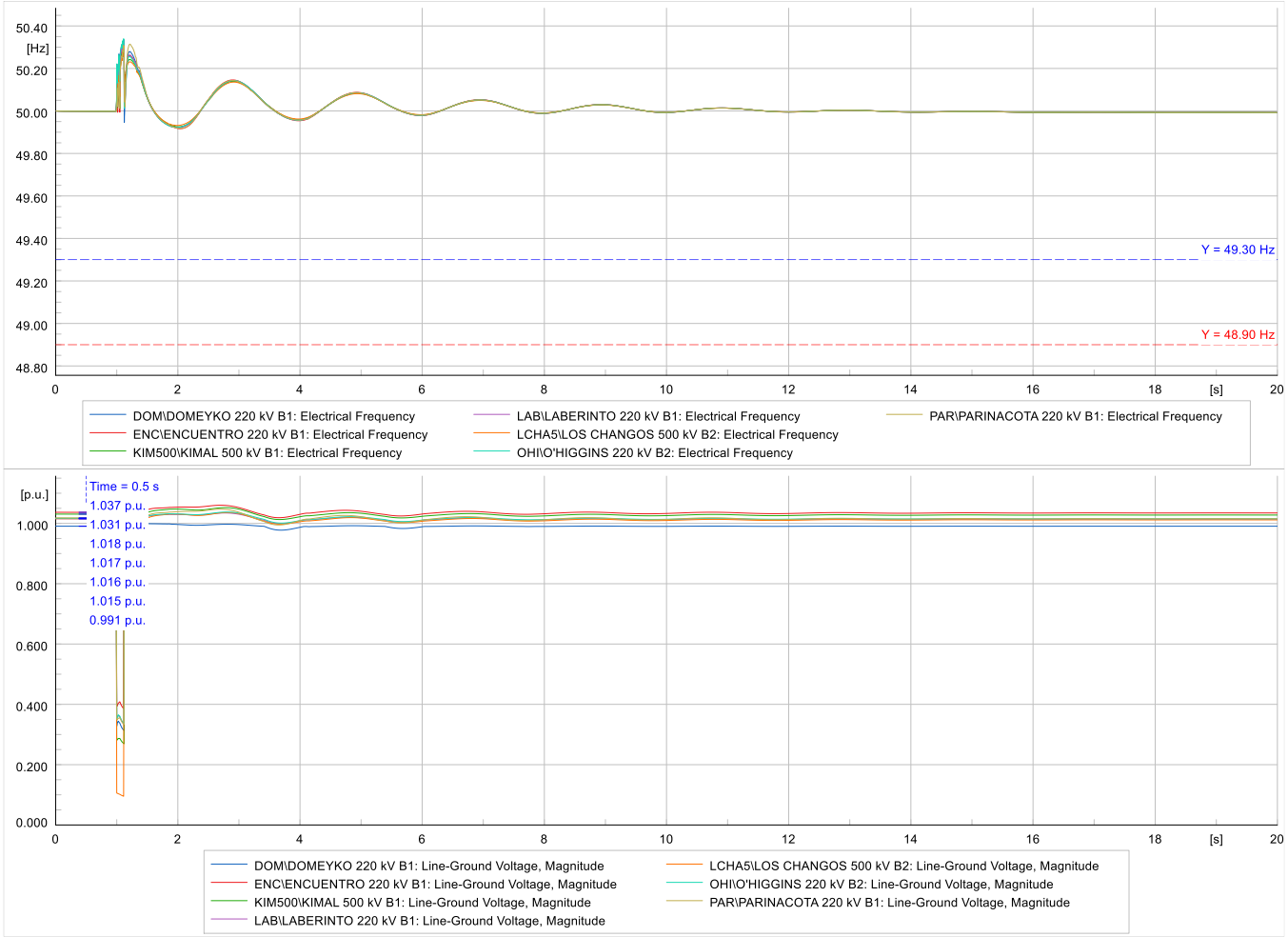

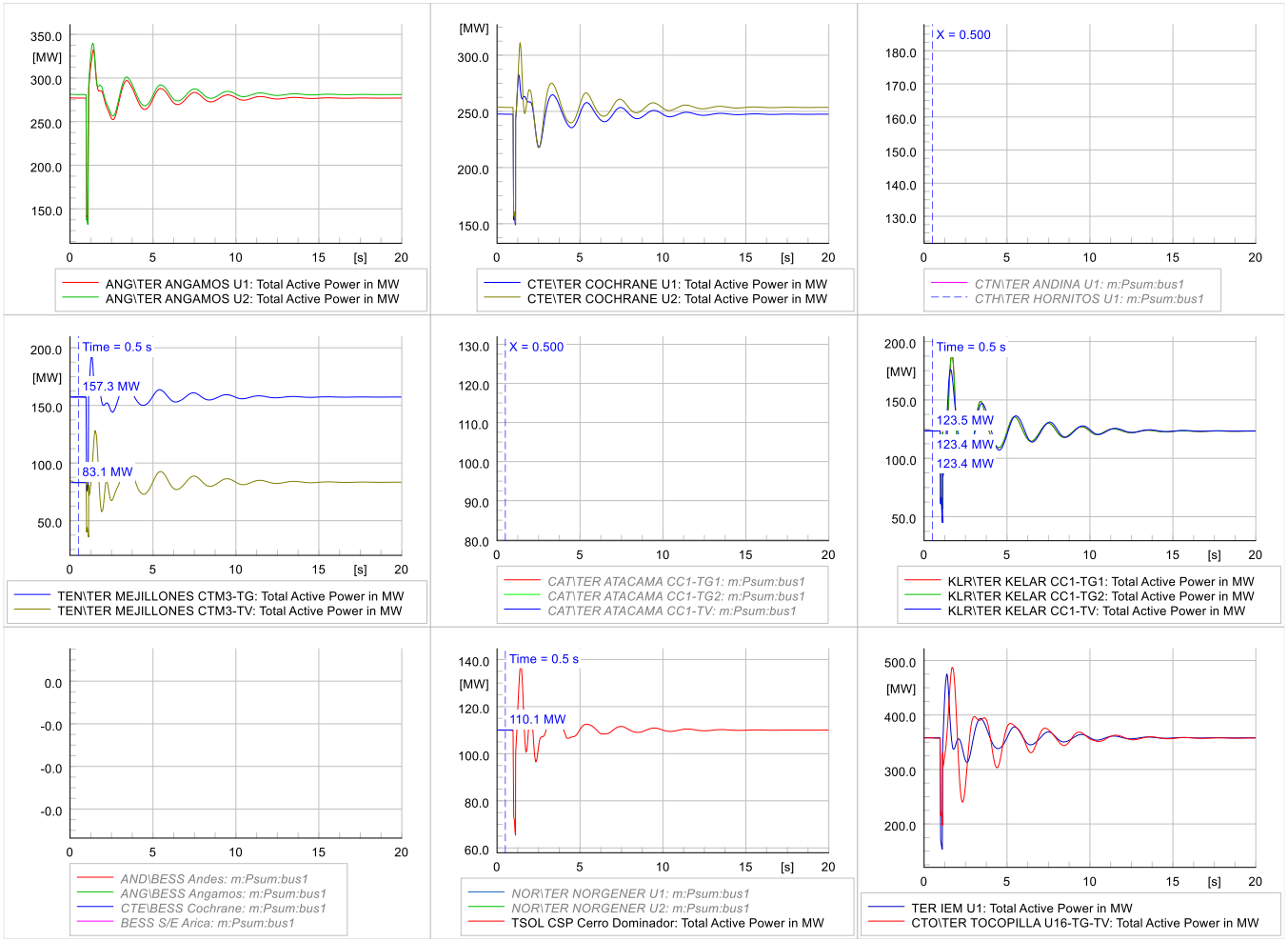
ANG\TER ANGAMOS U1: Total Active Power in MW
ANG\TER ANGAMOS U2: Total Active Power in MW
CTE\TER COCHRANE U1: Total Active Power in MW
CTE\TER COCHRANE U2: Total Active Power in MW
X = 0.500
CTN\TER ANDINA U1: m:Psum:bus1
CTH\TER HORNITOS U1: m:Psum:bus1
Time = 0.5 s
157.3 MW
83.1 MW
TEN\TER MEJILLONES CTM3-TG: Total Active Power in MW
TEN\TER MEJILLONES CTM3-TV: Total Active Power in MW
X = 0.500
CAT\TER ATACAMA CC1-TG1: m:Psum:bus1
CAT\TER ATACAMA CC1-TG2: m:Psum:bus1
CAT\TER ATACAMA CC1-TV: m:Psum:bus1
Time = 0.5 s
123.5 MW
123.4 MW
123.4 MW
KLR\TER KELAR CC1-TG1: Total Active Power in MW
KLR\TER KELAR CC1-TG2: Total Active Power in MW
KLR\TER KELAR CC1-TV: Total Active Power in MW
AND\BESS Andes: m:Psum:bus1
ANG\BESS Angamos: m:Psum:bus1
CTE\BESS Cochrane: m:Psum:bus1
BESS S/E Arica: m:Psum:bus1
Time = 0.5 s
110.1 MW
NOR\TER NORGENER U1: m:Psum:bus1
NOR\TER NORGENER U2: m:Psum:bus1
TSOL CSP Cerro Dominador: Total Active Power in MW
TER IEM U1: Total Active Power in MW
CTO\TER TOCOPILLA U16-TG-TV: Total Active Power in MW

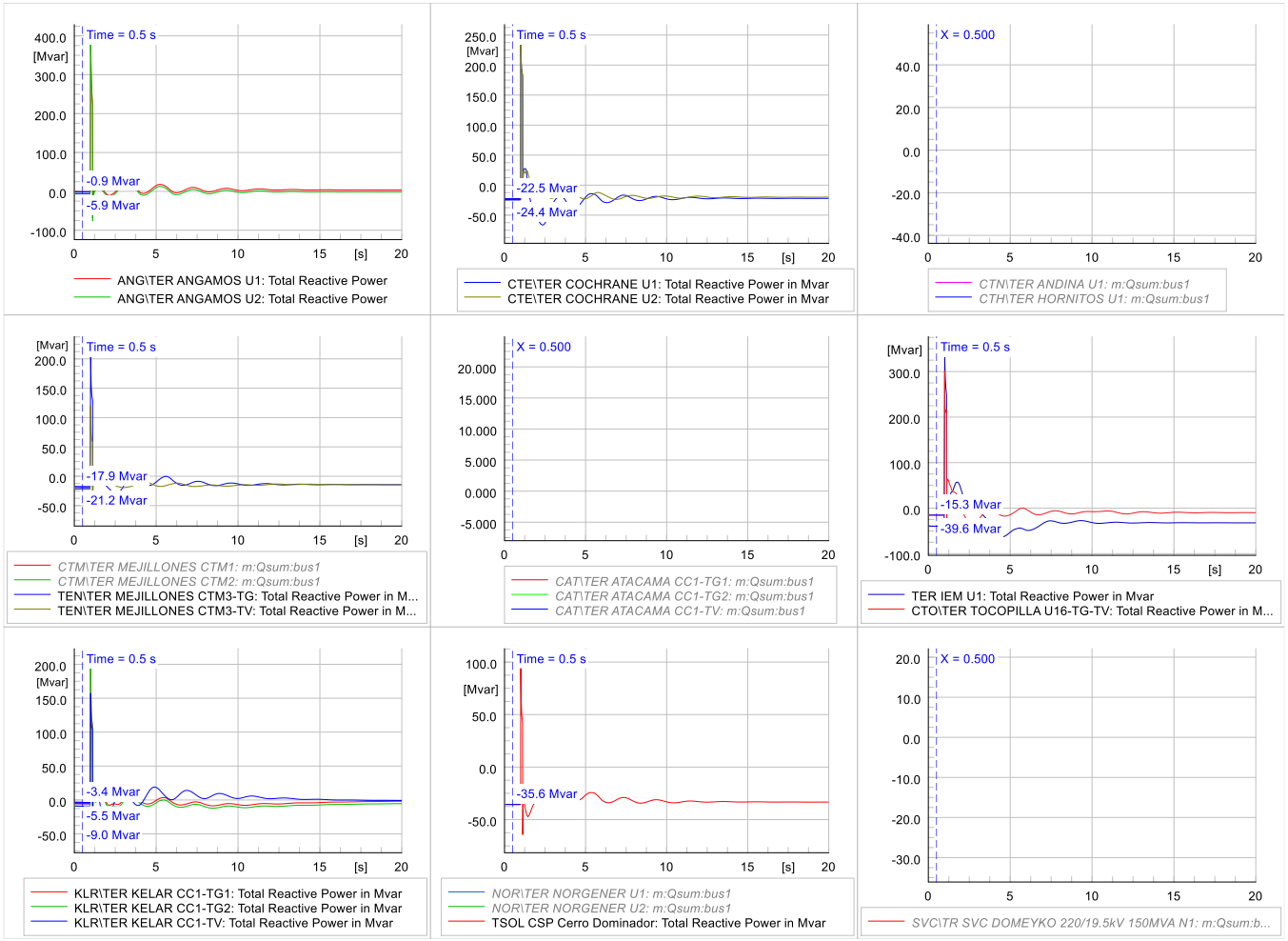
Time = 0.5 s
[Mvar]
-0.9 Mvar
-5.9 Mvar
[s]
ANG\TER ANGAMOS U1: Total Reactive Power
ANG\TER ANGAMOS U2: Total Reactive Power
Time = 0.5 s
[Mvar]
-22.5 Mvar
-24.4 Mvar
[s]
CTE\TER COCHRANE U1: Total Reactive Power in Mvar
CTE\TER COCHRANE U2: Total Reactive Power in Mvar
X = 0.500
CTN\TER ANDINA U1: m:Qsum:bus1
CTH\TER HORNITOS U1: m:Qsum:bus1
Time = 0.5 s
[Mvar]
-17.9 Mvar
-21.2 Mvar
[s]
CTM\TER MEJILLONES CTM1: m:Qsum:bus1
CTM\TER MEJILLONES CTM2: m:Qsum:bus1
TEN\TER MEJILLONES CTM3-TG: Total Reactive Power in M...
TEN\TER MEJILLONES CTM3-TV: Total Reactive Power in M...
X = 0.500
CAT\TER ATACAMA CC1-TG1: m:Qsum:bus1
CAT\TER ATACAMA CC1-TG2: m:Qsum:bus1
CAT\TER ATACAMA CC1-TV: m:Qsum:bus1
Time = 0.5 s
[Mvar]
-15.3 Mvar
-39.6 Mvar
[s]
TER IEM U1: Total Reactive Power in Mvar
CTO\TER TOCOPILLA U16-TG-TV: Total Reactive Power in M...
Time = 0.5 s
[Mvar]
-3.4 Mvar
-5.5 Mvar
-9.0 Mvar
[s]
KLR\TER KELAR CC1-TG1: Total Reactive Power in Mvar
KLR\TER KELAR CC1-TG2: Total Reactive Power in Mvar
KLR\TER KELAR CC1-TV: Total Reactive Power in Mvar
Time = 0.5 s
[Mvar]
-35.6 Mvar
[s]
NOR\TER NORGENER U1: m:Qsum:bus1
NOR\TER NORGENER U2: m:Qsum:bus1
TSOL CSP Cerro Dominador: Total Reactive Power in Mvar
X = 0.500
SVC\TR SVC DOMEYKO 220/19.5kV 150MVA N1: m:Qsum:b...

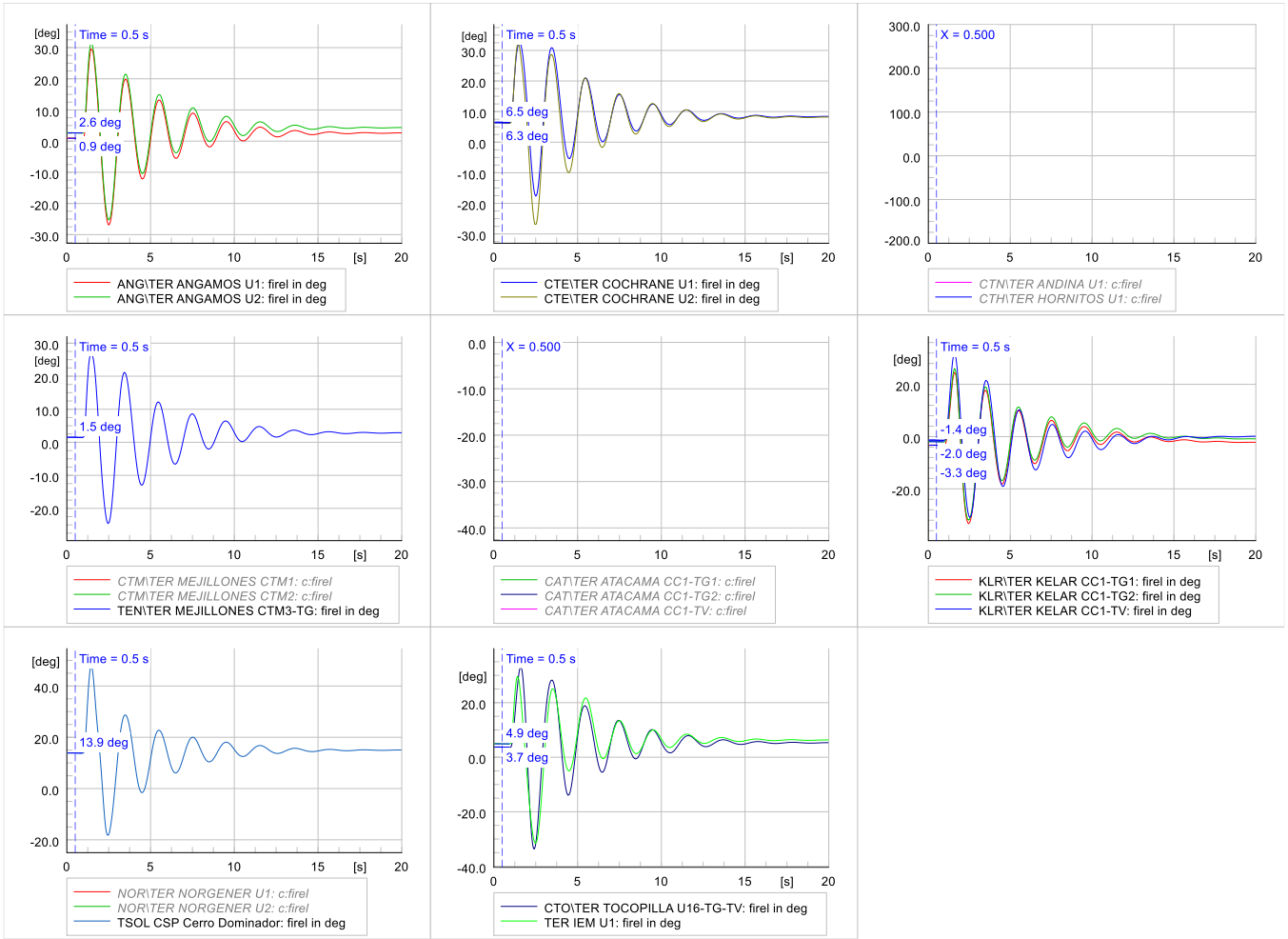
Time = 0.5 s
2.6 deg
0.9 deg
ANG\TER ANGAMOS U1: firel in deg
ANG\TER ANGAMOS U2: firel in deg
Time = 0.5 s
6.5 deg
6.3 deg
CTE\TER COCHRANE U1: firel in deg
CTE\TER COCHRANE U2: firel in deg
X = 0.500
CTN\TER ANDINA U1: c:firel
CTH\TER HORNITOS U1: c:firel
Time = 0.5 s
1.5 deg
CTM\TER MEJILLONES CTM1: c:firel
CTM\TER MEJILLONES CTM2: c:firel
TEN\TER MEJILLONES CTM3-TG: firel in deg
X = 0.500
CAT\TER ATACAMA CC1-TG1: c:firel
CAT\TER ATACAMA CC1-TG2: c:firel
CAT\TER ATACAMA CC1-TV: c:firel
Time = 0.5 s
-1.4 deg
-2.0 deg
-3.3 deg
KLR\TER KELAR CC1-TG1: firel in deg
KLR\TER KELAR CC1-TG2: firel in deg
KLR\TER KELAR CC1-TV: firel in deg
Time = 0.5 s
13.9 deg
NOR\TER NORGENER U1: c:firel
NOR\TER NORGENER U2: c:firel
TSOL CSP Cerro Dominador: firel in deg
Time = 0.5 s
4.9 deg
3.7 deg
CTO\TER TOCOPILLA U16-TG-TV: firel in deg
TER IEM U1: firel in deg

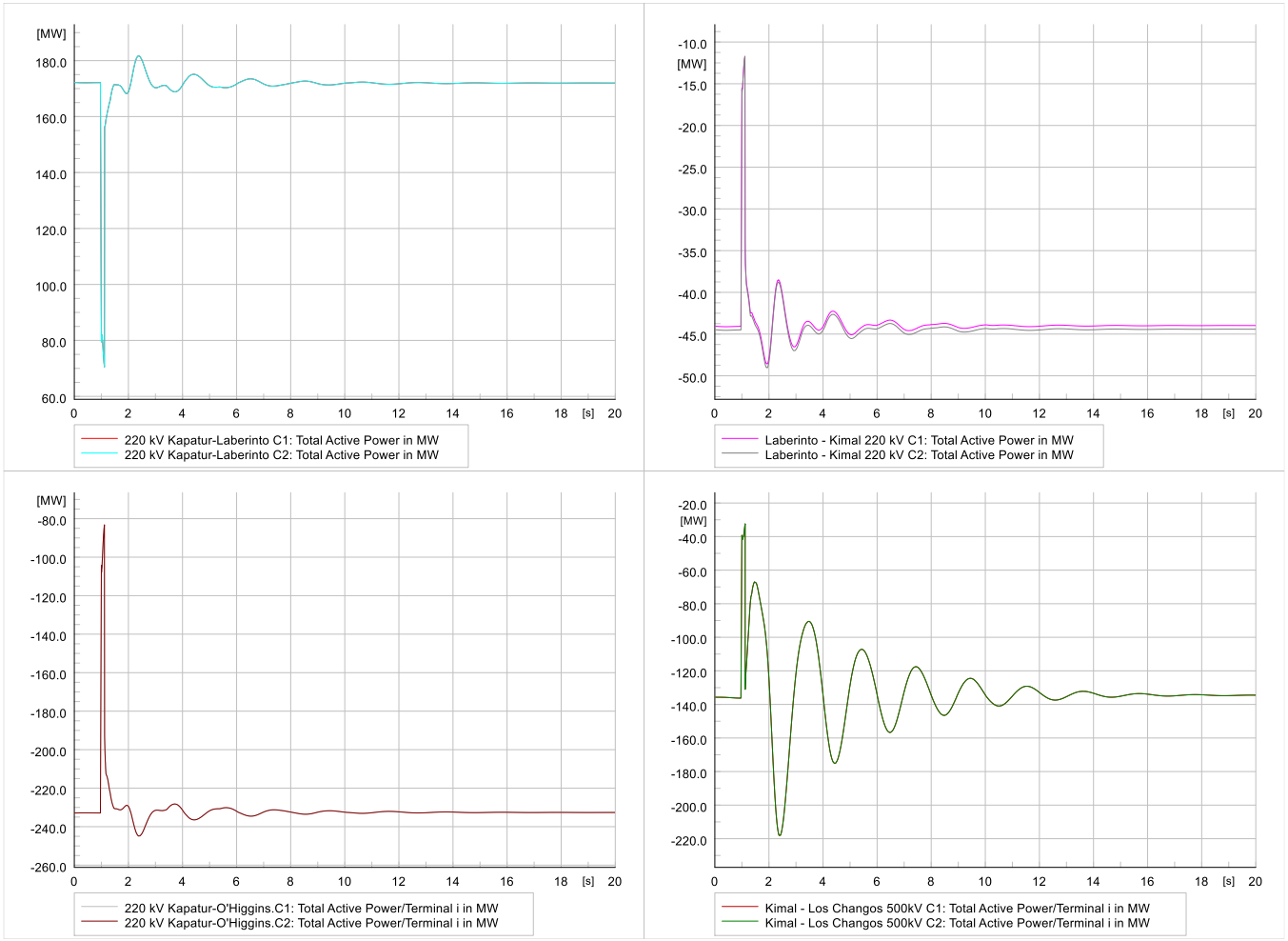
[MW]
180.0
160.0
140.0
120.0
100.0
80.0
60.0
0 2 4 6 8 10 12 14 16 18 [s] 20
220 kV Kapatur-Laberinto C1: Total Active Power in MW
220 kV Kapatur-Laberinto C2: Total Active Power in MW
-10.0
[MW]
-15.0
-20.0
-25.0
-30.0
-35.0
-40.0
-45.0
-50.0
0 2 4 6 8 10 12 14 16 18 [s] 20
Laberinto - Kimal 220 kV C1: Total Active Power in MW
Laberinto - Kimal 220 kV C2: Total Active Power in MW
[MW]
-80.0
-100.0
-120.0
-140.0
-160.0
-180.0
-200.0
-220.0
-240.0
-260.0
0 2 4 6 8 10 12 14 16 18 [s] 20
220 kV Kapatur-O'Higgins.C1: Total Active Power/Terminal i in MW
220 kV Kapatur-O'Higgins.C2: Total Active Power/Terminal i in MW
-20.0
[MW]
-40.0
-60.0
-80.0
-100.0
-120.0
-140.0
-160.0
-180.0
-200.0
-220.0
0 2 4 6 8 10 12 14 16 18 [s] 20
Kimal - Los Changos 500kV C1: Total Active Power/Terminal i in MW
Kimal - Los Changos 500kV C2: Total Active Power/Terminal i in MW

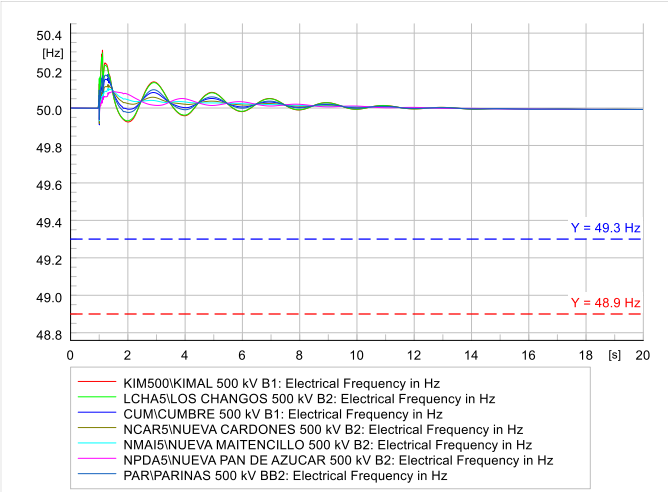
50.4
[Hz]
50.2
50.0
49.8
49.6
49.4
49.2
49.0
48.8
Y = 49.3 Hz
Y = 48.9 Hz
0 2 4 6 8 10 12 14 16 18 [s] 20
KIM500\KIMAL 500 kV B1: Electrical Frequency in Hz
LCHA5\LOS CHANGOS 500 kV B2: Electrical Frequency in Hz
CUM\CUMBRE 500 kV B1: Electrical Frequency in Hz
NCAR5\NUEVA CARDONES 500 kV B2: Electrical Frequency in Hz
NMAI5\NUEVA MAITENCILLO 500 kV B2: Electrical Frequency in Hz
NPDA5\NUEVA PAN DE AZUCAR 500 kV B2: Electrical Frequency in Hz
PAR\PARINAS 500 kV BB2: Electrical Frequency in Hz

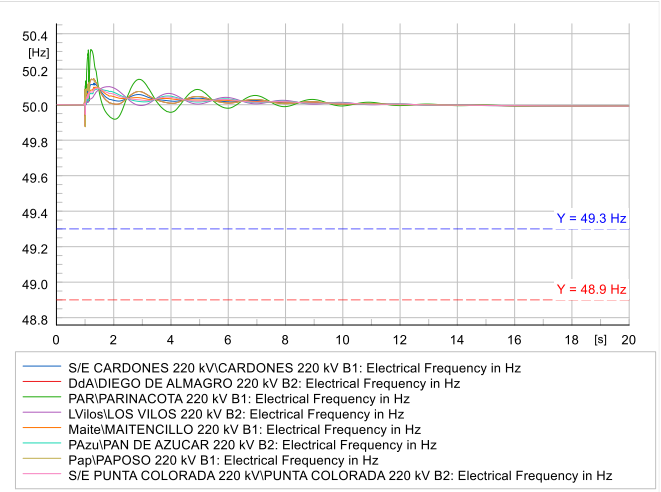
50.4
[Hz]
50.2
50.0
49.8
49.6
49.4
49.2
49.0
48.8
Y = 49.3 Hz
Y = 48.9 Hz
0 2 4 6 8 10 12 14 16 18 [s] 20
S/E CARDONES 220 kV\CARDONES 220 kV B1: Electrical Frequency in Hz
DdA\DIEGO DE ALMAGRO 220 kV B2: Electrical Frequency in Hz
PAR\PARINACOTA 220 kV B1: Electrical Frequency in Hz
LVilos\LOS VILOS 220 kV B2: Electrical Frequency in Hz
Maite\MAITENCILLO 220 kV B1: Electrical Frequency in Hz
PAzu\PAN DE AZUCAR 220 kV B2: Electrical Frequency in Hz
Pap\PAPOSO 220 kV B1: Electrical Frequency in Hz
S/E PUNTA COLORADA 220 kV\PUNTA COLORADA 220 kV B2: Electrical Frequency in Hz

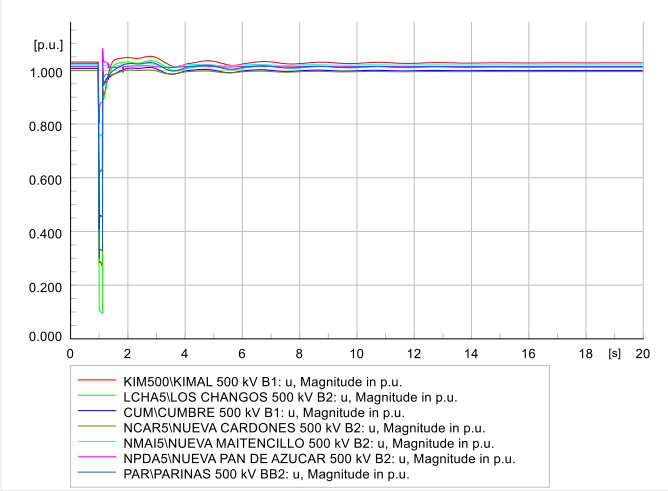
[p.u.]
1.000
0.800
0.600
0.400
0.200
0.000
0 2 4 6 8 10 12 14 16 18 [s] 20
KIM500\KIMAL 500 kV B1: u, Magnitude in p.u.
LCHA5\LOS CHANGOS 500 kV B2: u, Magnitude in p.u.
CUM\CUMBRE 500 kV B1: u, Magnitude in p.u.
NCAR5\NUEVA CARDONES 500 kV B2: u, Magnitude in p.u.
NMAI5\NUEVA MAITENCILLO 500 kV B2: u, Magnitude in p.u.
NPDA5\NUEVA PAN DE AZUCAR 500 kV B2: u, Magnitude in p.u.
PAR\PARINAS 500 kV BB2: u, Magnitude in p.u.

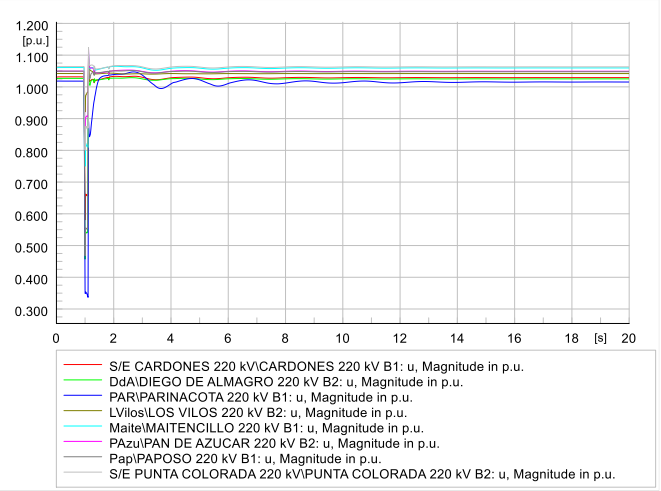
1.200
[p.u.]
1.100
1.000
0.900
0.800
0.700
0.600
0.500
0.400
0.300
0 2 4 6 8 10 12 14 16 18 [s] 20
S/E CARDONES 220 kV\CARDONES 220 kV B1: u, Magnitude in p.u.
DdA\DIEGO DE ALMAGRO 220 kV B2: u, Magnitude in p.u.
PAR\PARINACOTA 220 kV B1: u, Magnitude in p.u.
LVilos\LOS VILOS 220 kV B2: u, Magnitude in p.u.
Maite\MAITENCILLO 220 kV B1: u, Magnitude in p.u.
PAzu\PAN DE AZUCAR 220 kV B2: u, Magnitude in p.u.
Pap\PAPOSO 220 kV B1: u, Magnitude in p.u.
S/E PUNTA COLORADA 220 kV\PUNTA COLORADA 220 kV B2: u, Magnitude in p.u.

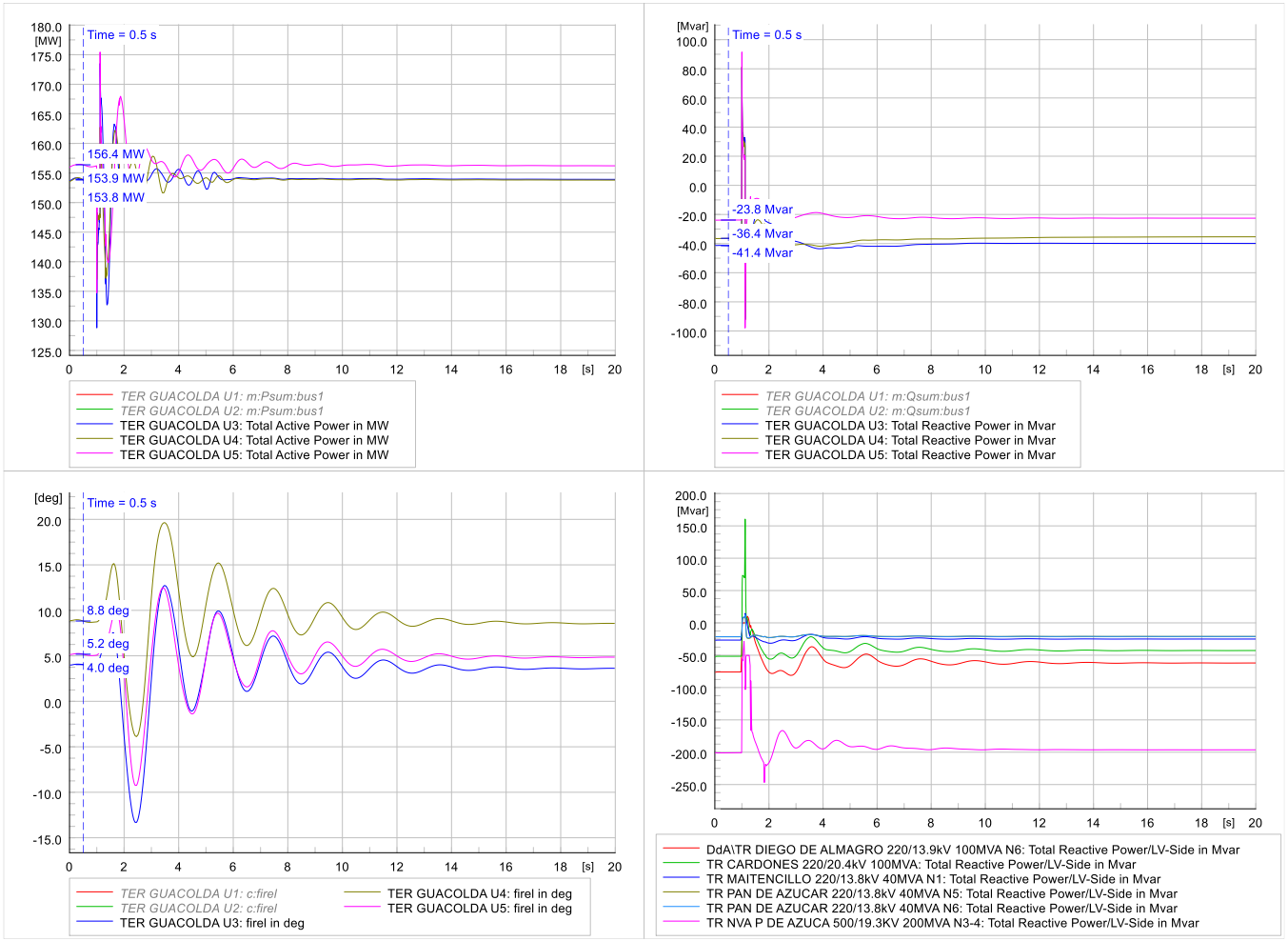
Time = 0.5 s
156.4 MW
153.9 MW
153.8 MW
TER GUACOLDA U1: m:Psum:bus1
TER GUACOLDA U2: m:Psum:bus1
TER GUACOLDA U3: Total Active Power in MW
TER GUACOLDA U4: Total Active Power in MW
TER GUACOLDA U5: Total Active Power in MW
-23.8 Mvar
-36.4 Mvar
-41.4 Mvar
TER GUACOLDA U1: m:Qsum:bus1
TER GUACOLDA U2: m:Qsum:bus1
TER GUACOLDA U3: Total Reactive Power in Mvar
TER GUACOLDA U4: Total Reactive Power in Mvar
TER GUACOLDA U5: Total Reactive Power in Mvar
8.8 deg
5.2 deg
4.0 deg
TER GUACOLDA U1: c:firel
TER GUACOLDA U2: c:firel
TER GUACOLDA U3: firel in deg
TER GUACOLDA U4: firel in deg
TER GUACOLDA U5: firel in deg
DdA\TR DIEGO DE ALMAGRO 220/13.9kV 100MVA N6: Total Reactive Power/LV-Side in Mvar
TR CARDONES 220/20.4kV 100MVA: Total Reactive Power/LV-Side in Mvar
TR MAITENCILLO 220/13.8kV 40MVA N1: Total Reactive Power/LV-Side in Mvar
TR PAN DE AZUCAR 220/13.8kV 40MVA N5: Total Reactive Power/LV-Side in Mvar
TR PAN DE AZUCAR 220/13.8kV 40MVA N6: Total Reactive Power/LV-Side in Mvar
TR NVA P DE AZUCA 500/19.3KV 200MVA N3-4: Total Reactive Power/LV-Side in Mvar

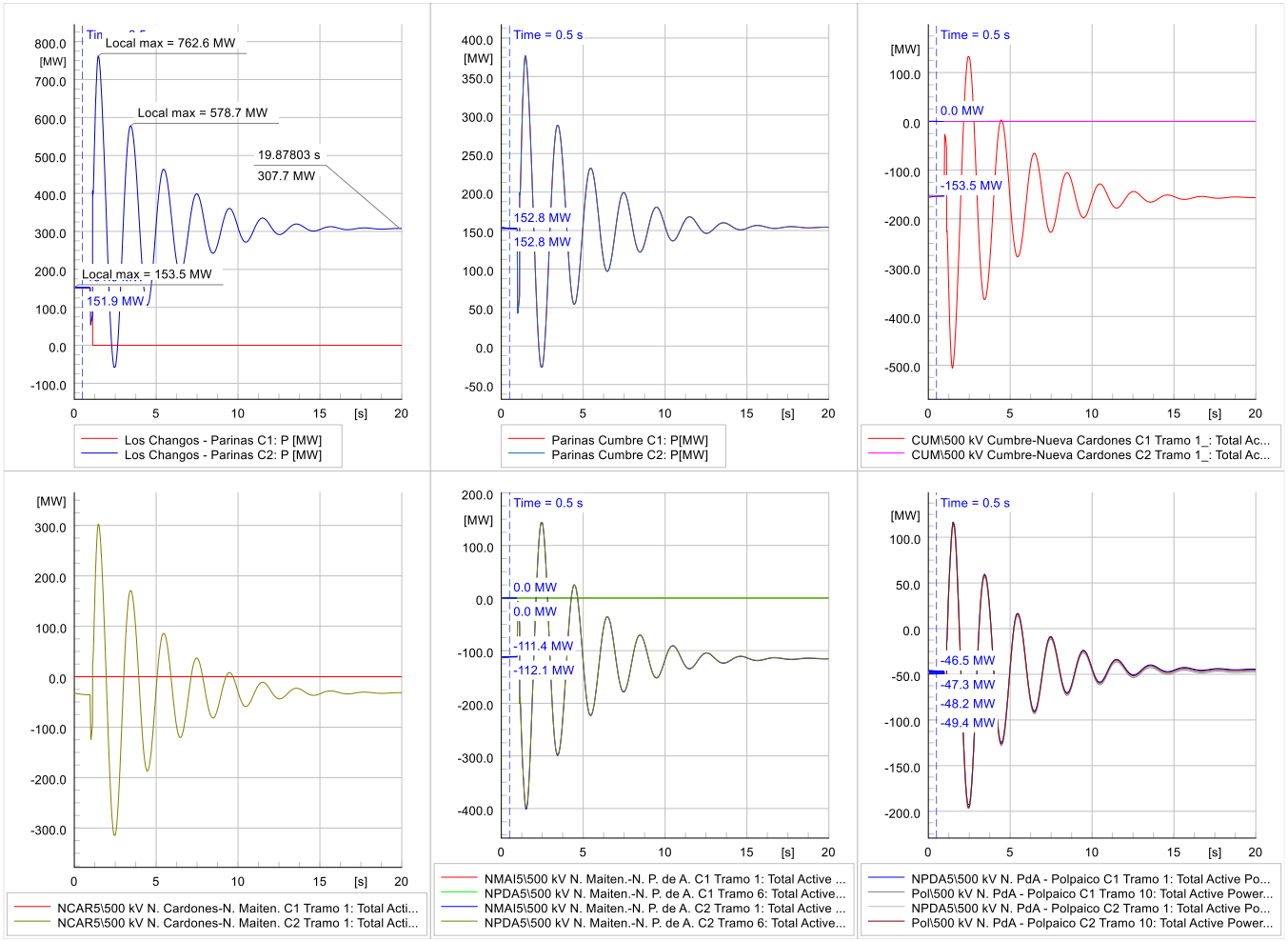
Local max = 762.6 MW
Local max = 578.7 MW
19.87803 s
307.7 MW
Local max = 153.5 MW
151.9 MW
Los Changos - Parinas C1: P [MW]
Los Changos - Parinas C2: P [MW]
Time = 0.5 s
152.8 MW
152.8 MW
Parinas Cumbre C1: P[MW]
Parinas Cumbre C2: P[MW]
Time = 0.5 s
0.0 MW
-153.5 MW
CUM\500 kV Cumbre-Nueva Cardones C1 Tramo 1_: Total Ac...
CUM\500 kV Cumbre-Nueva Cardones C2 Tramo 1_: Total Ac...
NCAR5\500 kV N. Cardones-N. Maiten. C1 Tramo 1: Total Acti...
NCAR5\500 kV N. Cardones-N. Maiten. C2 Tramo 1: Total Acti...
Time = 0.5 s
0.0 MW
0.0 MW
-111.4 MW
-112.1 MW
NMAI5\500 kV N. Maiten.-N. P. de A. C1 Tramo 1: Total Active ...
NPDA5\500 kV N. Maiten.-N. P. de A. C1 Tramo 6: Total Active...
NMAI5\500 kV N. Maiten.-N. P. de A. C2 Tramo 1: Total Active ...
NPDA5\500 kV N. Maiten.-N. P. de A. C2 Tramo 6: Total Active...
Time = 0.5 s
-46.5 MW
-47.3 MW
-48.2 MW
-49.4 MW
NPDA5\500 kV N. PdA - Polpaico C1 Tramo 1: Total Active Po...
Pol\500 kV N. PdA - Polpaico C1 Tramo 10: Total Active Power...
NPDA5\500 kV N. PdA - Polpaico C2 Tramo 1: Total Active Po...
Pol\500 kV N. PdA - Polpaico C2 Tramo 10: Total Active Power...

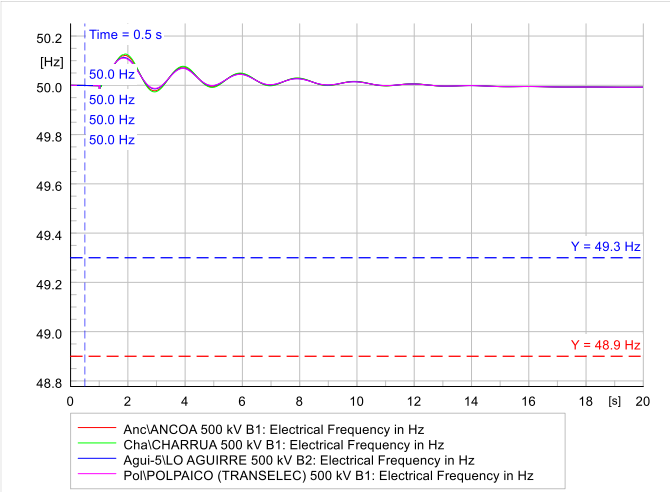
Time = 0.5 s
50.2
[Hz]
50.0
49.8
49.6
49.4
49.2
49.0
48.8
50.0 Hz
50.0 Hz
50.0 Hz
50.0 Hz
Y = 49.3 Hz
Y = 48.9 Hz
0 2 4 6 8 10 12 14 16 18 [s] 20
Anc\ANCOA 500 kV B1: Electrical Frequency in Hz
Cha\CHARRUA 500 kV B1: Electrical Frequency in Hz
Agui-5\LO AGUIRRE 500 kV B2: Electrical Frequency in Hz
Pol\POLPAICO (TRANSELEC) 500 kV B1: Electrical Frequency in Hz

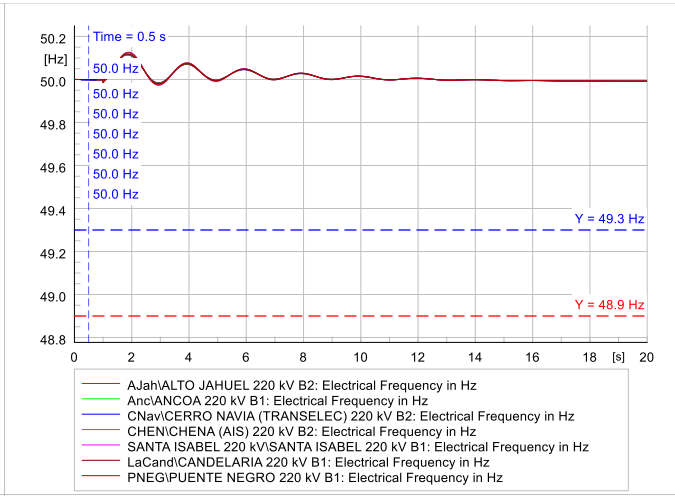
Time = 0.5 s
50.2
[Hz]
50.0
49.8
49.6
49.4
49.2
49.0
48.8
50.0 Hz
50.0 Hz
50.0 Hz
50.0 Hz
50.0 Hz
50.0 Hz
50.0 Hz
Y = 49.3 Hz
Y = 48.9 Hz
0 2 4 6 8 10 12 14 16 18 [s] 20
AJah\ALTO JAHUEL 220 kV B2: Electrical Frequency in Hz
Anc\ANCOA 220 kV B1: Electrical Frequency in Hz
CNav\CERRO NAVIA (TRANSELEC) 220 kV B2: Electrical Frequency in Hz
CHEN\CHENA (AIS) 220 kV B2: Electrical Frequency in Hz
SANTA ISABEL 220 kV\SANTA ISABEL 220 kV B1: Electrical Frequency in Hz
LaCand\CANDELARIA 220 kV B1: Electrical Frequency in Hz
PNEG\PUENTE NEGRO 220 kV B1: Electrical Frequency in Hz

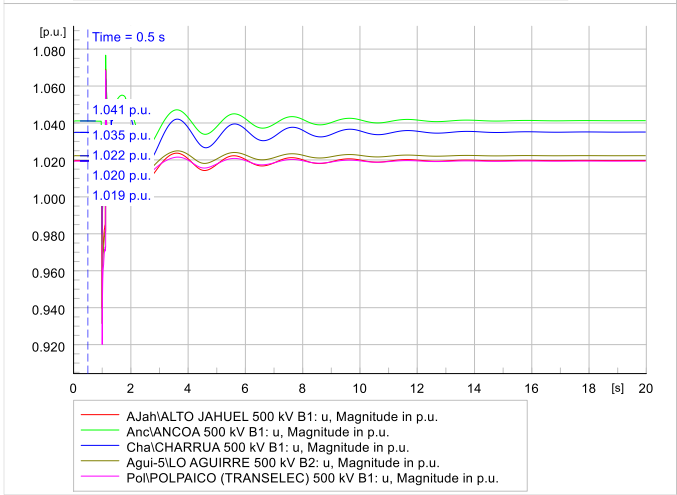
[p.u.]
Time = 0.5 s
1.080
1.060
1.040
1.020
1.000
0.980
0.960
0.940
0.920
1.041 p.u.
1.035 p.u.
1.022 p.u.
1.020 p.u.
1.019 p.u.
0 2 4 6 8 10 12 14 16 18 [s] 20
AJah\ALTO JAHUEL 500 kV B1: u, Magnitude in p.u.
Anc\ANCOA 500 kV B1: u, Magnitude in p.u.
Cha\CHARRUA 500 kV B1: u, Magnitude in p.u.
Agui-5\LO AGUIRRE 500 kV B2: u, Magnitude in p.u.
Pol\POLPAICO (TRANSELEC) 500 kV B1: u, Magnitude in p.u.

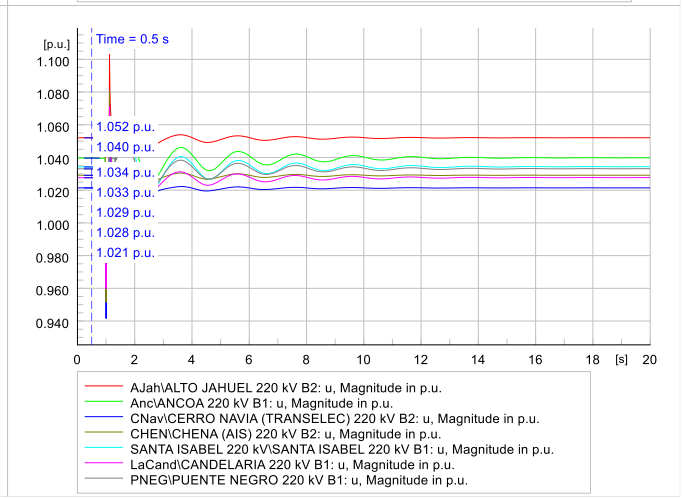
[p.u.]
Time = 0.5 s
1.100
1.080
1.060
1.040
1.020
1.000
0.980
0.960
0.940
1.052 p.u.
1.040 p.u.
1.034 p.u.
1.033 p.u.
1.029 p.u.
1.028 p.u.
1.021 p.u.
0 2 4 6 8 10 12 14 16 18 [s] 20
AJah\ALTO JAHUEL 220 kV B2: u, Magnitude in p.u.
Anc\ANCOA 220 kV B1: u, Magnitude in p.u.
CNav\CERRO NAVIA (TRANSELEC) 220 kV B2: u, Magnitude in p.u.
CHEN\CHENA (AIS) 220 kV B2: u, Magnitude in p.u.
SANTA ISABEL 220 kV\SANTA ISABEL 220 kV B1: u, Magnitude in p.u.
LaCand\CANDELARIA 220 kV B1: u, Magnitude in p.u.
PNEG\PUENTE NEGRO 220 kV B1: u, Magnitude in p.u.

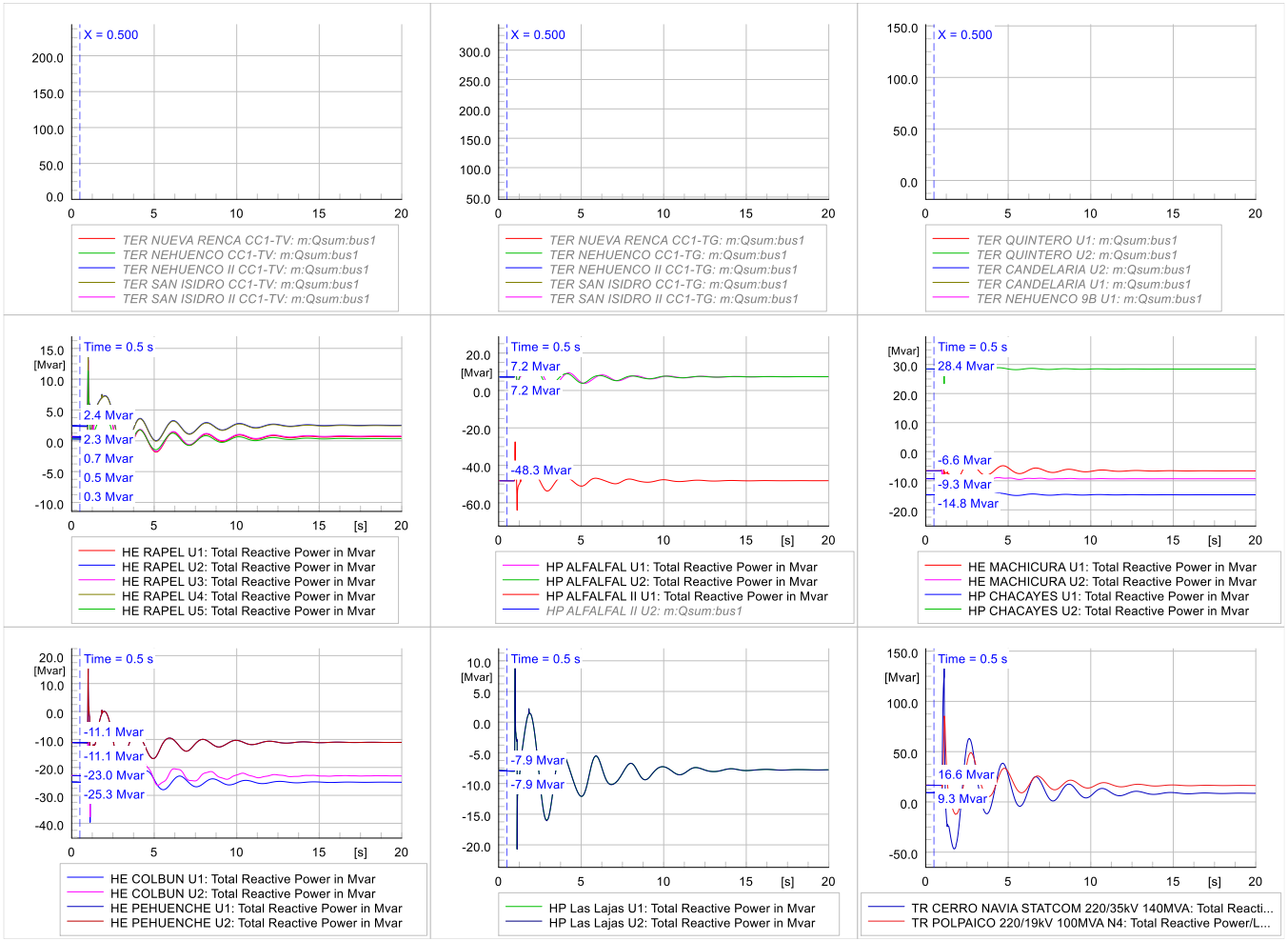
X = 0.500
TER NUEVA RENCA CC1-TV: m:Qsum:bus1
TER NEHUENCO CC1-TV: m:Qsum:bus1
TER NEHUENCO II CC1-TV: m:Qsum:bus1
TER SAN ISIDRO CC1-TV: m:Qsum:bus1
TER SAN ISIDRO II CC1-TV: m:Qsum:bus1
X = 0.500
TER NUEVA RENCA CC1-TG: m:Qsum:bus1
TER NEHUENCO CC1-TG: m:Qsum:bus1
TER NEHUENCO II CC1-TG: m:Qsum:bus1
TER SAN ISIDRO CC1-TG: m:Qsum:bus1
TER SAN ISIDRO II CC1-TG: m:Qsum:bus1
X = 0.500
TER QUINTERO U1: m:Qsum:bus1
TER QUINTERO U2: m:Qsum:bus1
TER CANDELARIA U2: m:Qsum:bus1
TER CANDELARIA U1: m:Qsum:bus1
TER NEHUENCO 9B U1: m:Qsum:bus1
Time = 0.5 s
2.4 Mvar
2.3 Mvar
0.7 Mvar
0.5 Mvar
0.3 Mvar
HE RAPEL U1: Total Reactive Power in Mvar
HE RAPEL U2: Total Reactive Power in Mvar
HE RAPEL U3: Total Reactive Power in Mvar
HE RAPEL U4: Total Reactive Power in Mvar
HE RAPEL U5: Total Reactive Power in Mvar
Time = 0.5 s
7.2 Mvar
7.2 Mvar
-48.3 Mvar
HP ALFALFAL U1: Total Reactive Power in Mvar
HP ALFALFAL U2: Total Reactive Power in Mvar
HP ALFALFAL II U1: Total Reactive Power in Mvar
HP ALFALFAL II U2: m:Qsum:bus1
Time = 0.5 s
28.4 Mvar
-6.6 Mvar
-9.3 Mvar
-14.8 Mvar
HE MACHICURA U1: Total Reactive Power in Mvar
HE MACHICURA U2: Total Reactive Power in Mvar
HP CHACAYES U1: Total Reactive Power in Mvar
HP CHACAYES U2: Total Reactive Power in Mvar
Time = 0.5 s
-11.1 Mvar
-11.1 Mvar
-23.0 Mvar
-25.3 Mvar
HE COLBUN U1: Total Reactive Power in Mvar
HE COLBUN U2: Total Reactive Power in Mvar
HE PEHUENCHE U1: Total Reactive Power in Mvar
HE PEHUENCHE U2: Total Reactive Power in Mvar
Time = 0.5 s
-7.9 Mvar
-7.9 Mvar
HP Las Lajas U1: Total Reactive Power in Mvar
HP Las Lajas U2: Total Reactive Power in Mvar
Time = 0.5 s
16.6 Mvar
9.3 Mvar
TR CERRO NAVIA STATCOM 220/35kV 140MVA: Total Reacti...
TR POLPAICO 220/19kV 100MVA N4: Total Reactive Power/L...

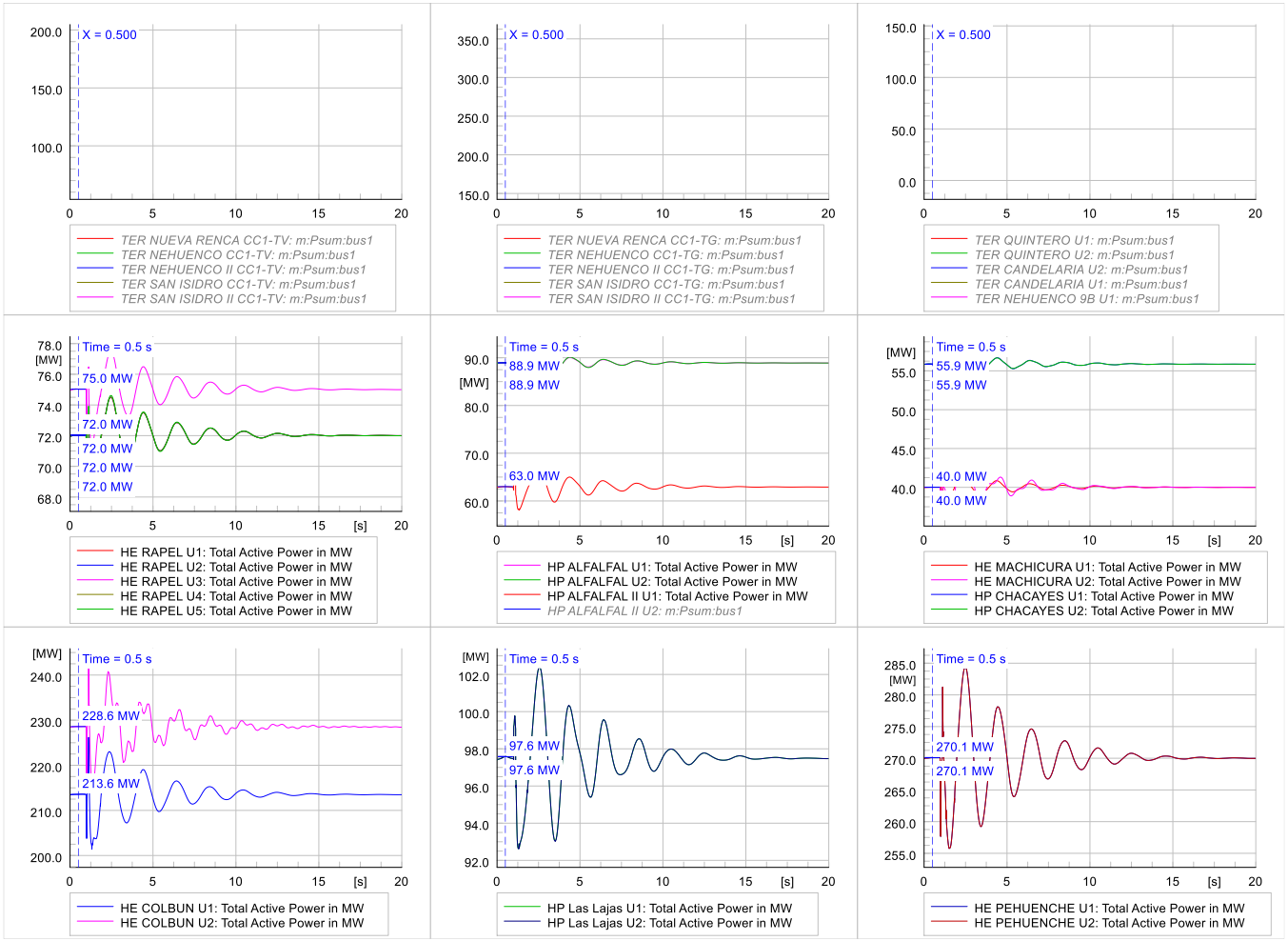
X = 0.500
TER NUEVA RENCA CC1-TV: m:Psum:bus1
TER NEHUENCO CC1-TV: m:Psum:bus1
TER NEHUENCO II CC1-TV: m:Psum:bus1
TER SAN ISIDRO CC1-TV: m:Psum:bus1
TER SAN ISIDRO II CC1-TV: m:Psum:bus1
X = 0.500
TER NUEVA RENCA CC1-TG: m:Psum:bus1
TER NEHUENCO CC1-TG: m:Psum:bus1
TER NEHUENCO II CC1-TG: m:Psum:bus1
TER SAN ISIDRO CC1-TG: m:Psum:bus1
TER SAN ISIDRO II CC1-TG: m:Psum:bus1
X = 0.500
TER QUINTERO U1: m:Psum:bus1
TER QUINTERO U2: m:Psum:bus1
TER CANDELARIA U2: m:Psum:bus1
TER CANDELARIA U1: m:Psum:bus1
TER NEHUENCO 9B U1: m:Psum:bus1
Time = 0.5 s
75.0 MW
72.0 MW
72.0 MW
72.0 MW
72.0 MW
HE RAPEL U1: Total Active Power in MW
HE RAPEL U2: Total Active Power in MW
HE RAPEL U3: Total Active Power in MW
HE RAPEL U4: Total Active Power in MW
HE RAPEL U5: Total Active Power in MW
Time = 0.5 s
88.9 MW
88.9 MW
63.0 MW
HP ALFALFAL U1: Total Active Power in MW
HP ALFALFAL U2: Total Active Power in MW
HP ALFALFAL II U1: Total Active Power in MW
HP ALFALFAL II U2: m:Psum:bus1
Time = 0.5 s
55.9 MW
55.9 MW
40.0 MW
40.0 MW
HE MACHICURA U1: Total Active Power in MW
HE MACHICURA U2: Total Active Power in MW
HP CHACAYES U1: Total Active Power in MW
HP CHACAYES U2: Total Active Power in MW
Time = 0.5 s
228.6 MW
213.6 MW
HE COLBUN U1: Total Active Power in MW
HE COLBUN U2: Total Active Power in MW
Time = 0.5 s
97.6 MW
97.6 MW
HP Las Lajas U1: Total Active Power in MW
HP Las Lajas U2: Total Active Power in MW
Time = 0.5 s
270.1 MW
270.1 MW
HE PEHUENCHE U1: Total Active Power in MW
HE PEHUENCHE U2: Total Active Power in MW

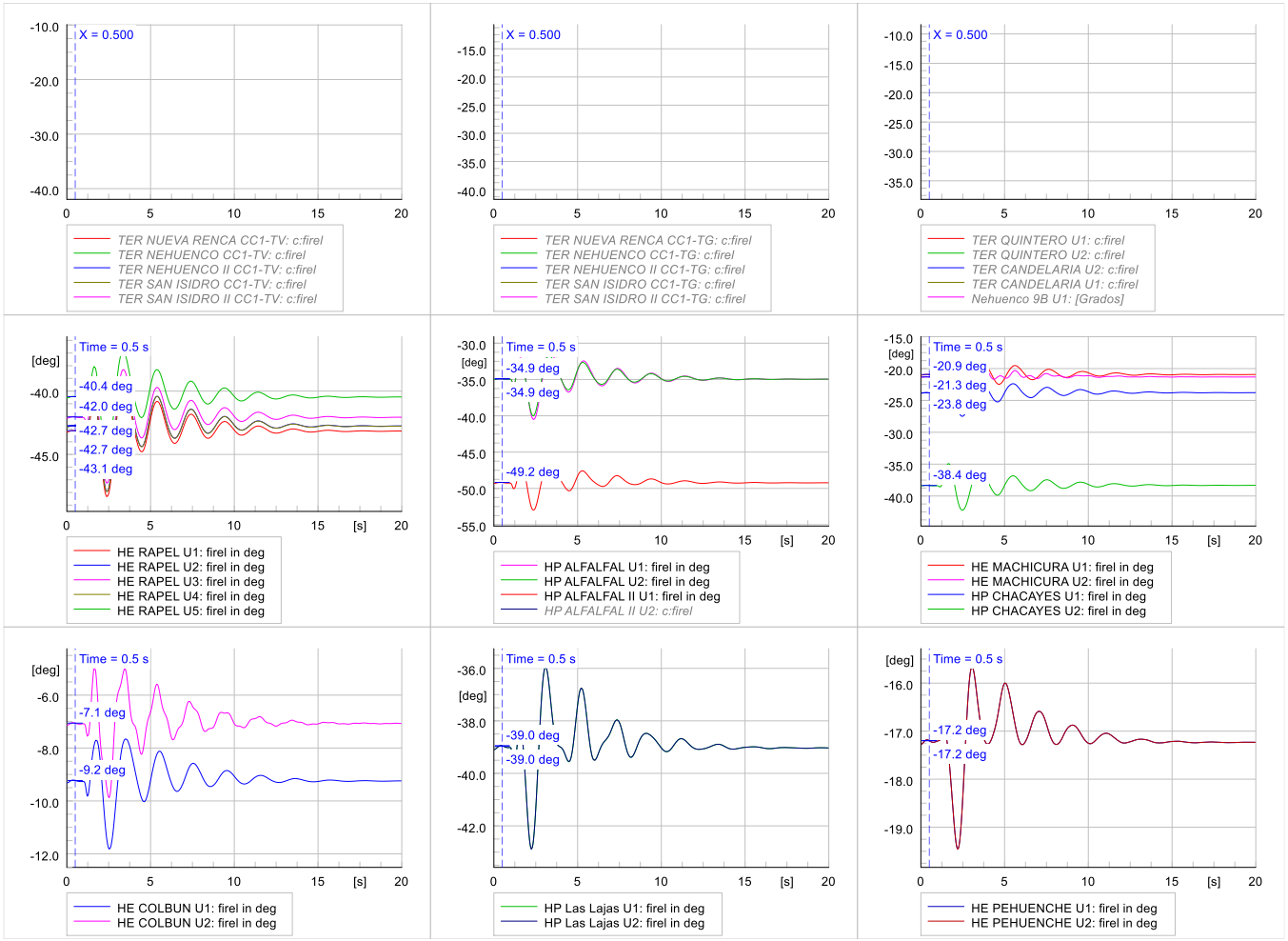
X = 0.500
TER NUEVA RENCA CC1-TV: c:firel
TER NEHUENCO CC1-TV: c:firel
TER NEHUENCO II CC1-TV: c:firel
TER SAN ISIDRO CC1-TV: c:firel
TER SAN ISIDRO II CC1-TV: c:firel
X = 0.500
TER NUEVA RENCA CC1-TG: c:firel
TER NEHUENCO CC1-TG: c:firel
TER NEHUENCO II CC1-TG: c:firel
TER SAN ISIDRO CC1-TG: c:firel
TER SAN ISIDRO II CC1-TG: c:firel
X = 0.500
TER QUINTERO U1: c:firel
TER QUINTERO U2: c:firel
TER CANDELARIA U2: c:firel
TER CANDELARIA U1: c:firel
Nehuenco 9B U1: [Grados]
Time = 0.5 s
-40.4 deg
-42.0 deg
-42.7 deg
-42.7 deg
-43.1 deg
HE RAPEL U1: firel in deg
HE RAPEL U2: firel in deg
HE RAPEL U3: firel in deg
HE RAPEL U4: firel in deg
HE RAPEL U5: firel in deg
Time = 0.5 s
-34.9 deg
-34.9 deg
-49.2 deg
HP ALFALFAL U1: firel in deg
HP ALFALFAL U2: firel in deg
HP ALFALFAL II U1: firel in deg
HP ALFALFAL II U2: c:firel
Time = 0.5 s
-20.9 deg
-21.3 deg
-23.8 deg
-38.4 deg
HE MACHICURA U1: firel in deg
HE MACHICURA U2: firel in deg
HP CHACAYES U1: firel in deg
HP CHACAYES U2: firel in deg
Time = 0.5 s
-7.1 deg
-9.2 deg
HE COLBUN U1: firel in deg
HE COLBUN U2: firel in deg
Time = 0.5 s
-39.0 deg
-39.0 deg
HP Las Lajas U1: firel in deg
HP Las Lajas U2: firel in deg
Time = 0.5 s
-17.2 deg
-17.2 deg
HE PEHUENCHE U1: firel in deg
HE PEHUENCHE U2: firel in deg

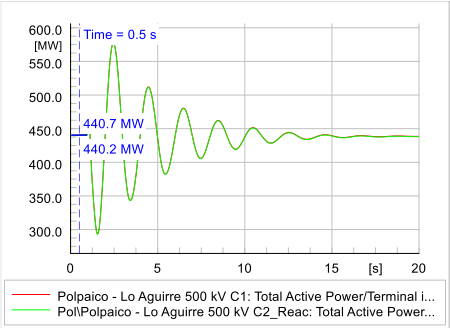
Time = 0.5 s
[MW]
440.7 MW
440.2 MW
Polpaico - Lo Aguirre 500 kV C1: Total Active Power/Terminal i...
Pol\Polpaico - Lo Aguirre 500 kV C2_Reac: Total Active Power...

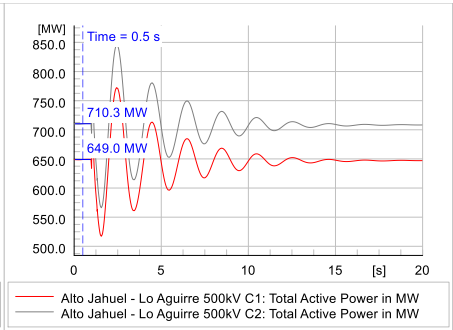
Time = 0.5 s
[MW]
710.3 MW
649.0 MW
Alto Jahuel - Lo Aguirre 500kV C1: Total Active Power in MW
Alto Jahuel - Lo Aguirre 500kV C2: Total Active Power in MW

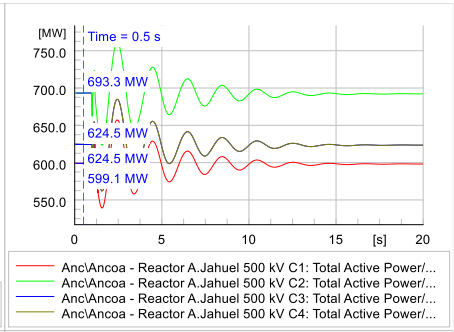
Time = 0.5 s
[MW]
693.3 MW
624.5 MW
624.5 MW
599.1 MW
Anc\Ancoa - Reactor A.Jahuel 500 kV C1: Total Active Power/...
Anc\Ancoa - Reactor A.Jahuel 500 kV C2: Total Active Power/...
Anc\Ancoa - Reactor A.Jahuel 500 kV C3: Total Active Power/...
Anc\Ancoa - Reactor A.Jahuel 500 kV C4: Total Active Power/...

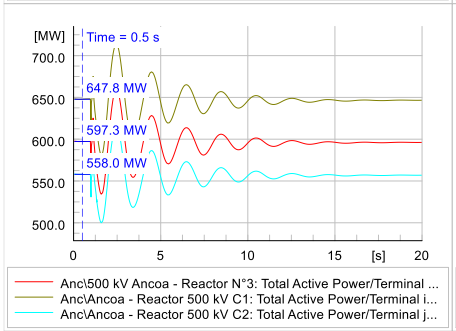
Time = 0.5 s
[MW]
647.8 MW
597.3 MW
558.0 MW
Anc\500 kV Ancoa - Reactor N°3: Total Active Power/Terminal ...
Anc\Ancoa - Reactor 500 kV C1: Total Active Power/Terminal i...
Anc\Ancoa - Reactor 500 kV C2: Total Active Power/Terminal j...

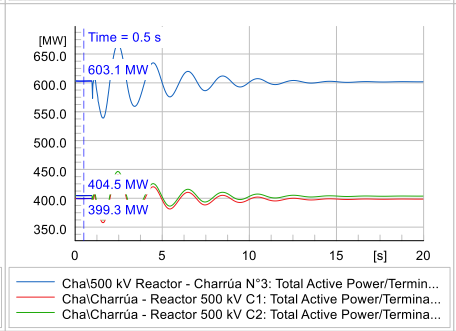
Time = 0.5 s
[MW]
603.1 MW
404.5 MW
399.3 MW
Cha\500 kV Reactor - Charrúa N°3: Total Active Power/Termin...
Cha\Charrúa - Reactor 500 kV C1: Total Active Power/Termina...
Cha\Charrúa - Reactor 500 kV C2: Total Active Power/Termina...

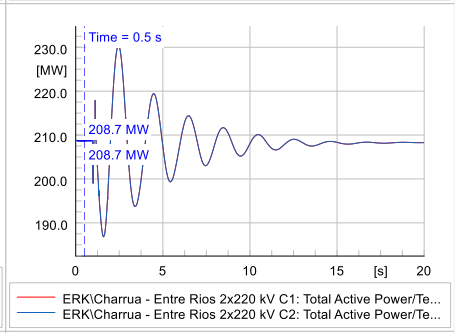
Time = 0.5 s
[MW]
208.7 MW
208.7 MW
ERK\Charrua - Entre Rios 2x220 kV C1: Total Active Power/Te...
ERK\Charrua - Entre Rios 2x220 kV C2: Total Active Power/Te...

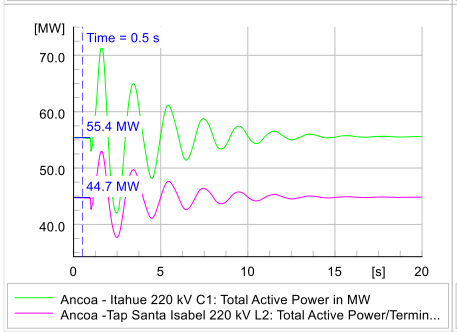
Time = 0.5 s
[MW]
55.4 MW
44.7 MW
Ancoa - Itahue 220 kV C1: Total Active Power in MW
Ancoa -Tap Santa Isabel 220 kV L2: Total Active Power/Termin...

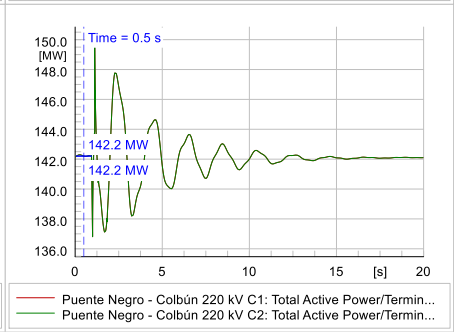
Time = 0.5 s
[MW]
142.2 MW
142.2 MW
Puente Negro - Colbún 220 kV C1: Total Active Power/Termin...
Puente Negro - Colbún 220 kV C2: Total Active Power/Termin...

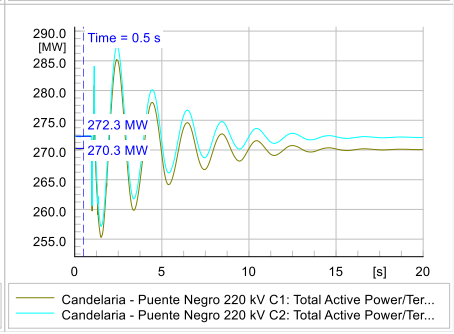
Time = 0.5 s
[MW]
272.3 MW
270.3 MW
Candelaria - Puente Negro 220 kV C1: Total Active Power/Ter...
Candelaria - Puente Negro 220 kV C2: Total Active Power/Ter...

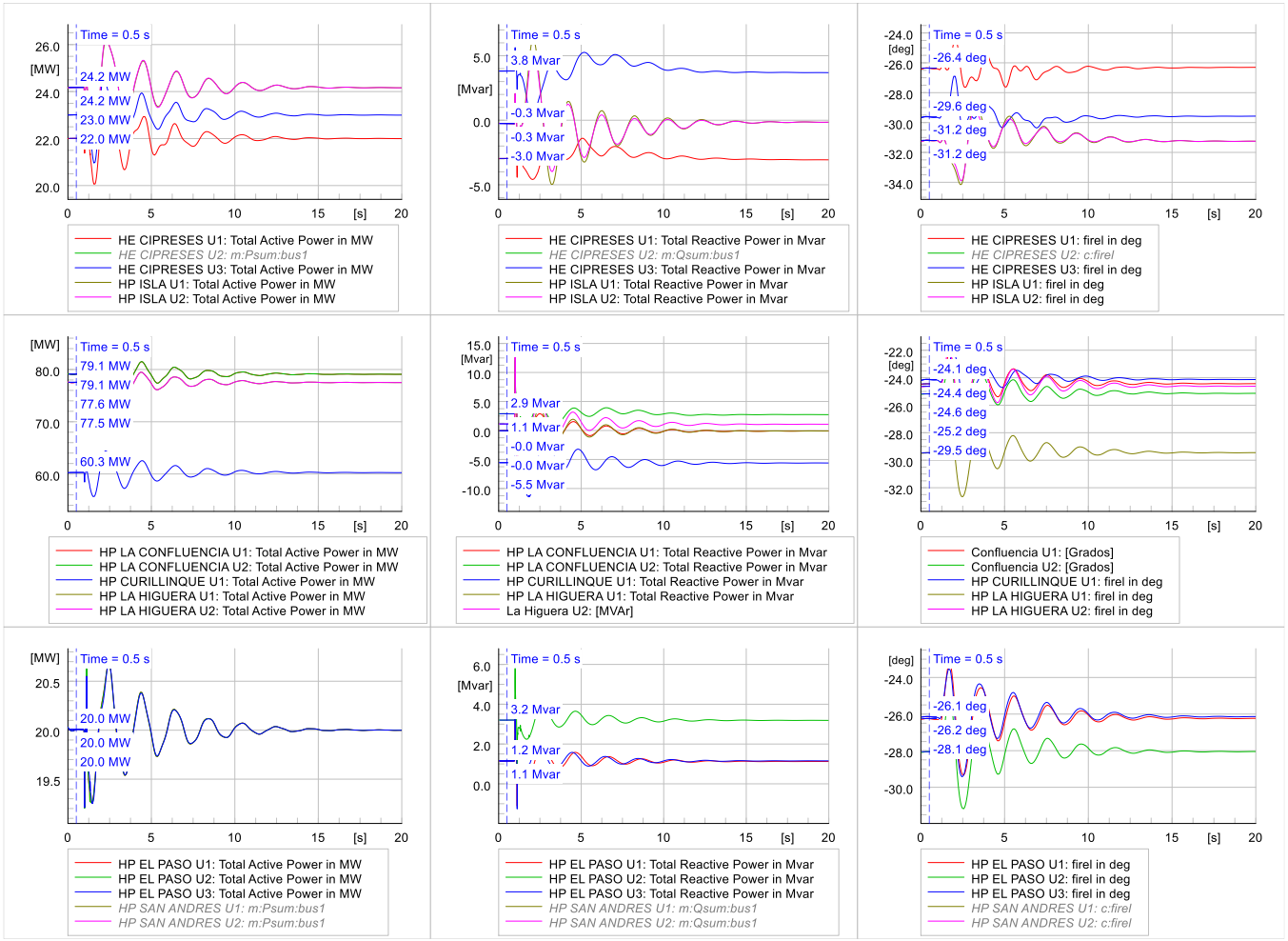
Time = 0.5 s
[MW]
24.2 MW
24.2 MW
23.0 MW
22.0 MW
HE CIPRESES U1: Total Active Power in MW
HE CIPRESES U2: m:Psum:bus1
HE CIPRESES U3: Total Active Power in MW
HP ISLA U1: Total Active Power in MW
HP ISLA U2: Total Active Power in MW
[Mvar]
3.8 Mvar
-0.3 Mvar
-0.3 Mvar
-3.0 Mvar
HE CIPRESES U1: Total Reactive Power in Mvar
HE CIPRESES U2: m:Qsum:bus1
HE CIPRESES U3: Total Reactive Power in Mvar
HP ISLA U1: Total Reactive Power in Mvar
HP ISLA U2: Total Reactive Power in Mvar
[deg]
-26.4 deg
-29.6 deg
-31.2 deg
-31.2 deg
HE CIPRESES U1: firel in deg
HE CIPRESES U2: c:firel
HE CIPRESES U3: firel in deg
HP ISLA U1: firel in deg
HP ISLA U2: firel in deg
79.1 MW
79.1 MW
77.6 MW
77.5 MW
60.3 MW
HP LA CONFLUENCIA U1: Total Active Power in MW
HP LA CONFLUENCIA U2: Total Active Power in MW
HP CURILLINQUE U1: Total Active Power in MW
HP LA HIGUERA U1: Total Active Power in MW
HP LA HIGUERA U2: Total Active Power in MW
2.9 Mvar
1.1 Mvar
-0.0 Mvar
-0.0 Mvar
-5.5 Mvar
HP LA CONFLUENCIA U1: Total Reactive Power in Mvar
HP LA CONFLUENCIA U2: Total Reactive Power in Mvar
HP CURILLINQUE U1: Total Reactive Power in Mvar
HP LA HIGUERA U1: Total Reactive Power in Mvar
La Higuera U2: [MVAr]
-24.1 deg
-24.4 deg
-24.6 deg
-25.2 deg
-29.5 deg
Confluencia U1: [Grados]
Confluencia U2: [Grados]
HP CURILLINQUE U1: firel in deg
HP LA HIGUERA U1: firel in deg
HP LA HIGUERA U2: firel in deg
20.0 MW
20.0 MW
20.0 MW
HP EL PASO U1: Total Active Power in MW
HP EL PASO U2: Total Active Power in MW
HP EL PASO U3: Total Active Power in MW
HP SAN ANDRES U1: m:Psum:bus1
HP SAN ANDRES U2: m:Psum:bus1
3.2 Mvar
1.2 Mvar
1.1 Mvar
HP EL PASO U1: Total Reactive Power in Mvar
HP EL PASO U2: Total Reactive Power in Mvar
HP EL PASO U3: Total Reactive Power in Mvar
HP SAN ANDRES U1: m:Qsum:bus1
HP SAN ANDRES U2: m:Qsum:bus1
-26.1 deg
-26.2 deg
-28.1 deg
HP EL PASO U1: firel in deg
HP EL PASO U2: firel in deg
HP EL PASO U3: firel in deg
HP SAN ANDRES U1: c:firel
HP SAN ANDRES U2: c:firel

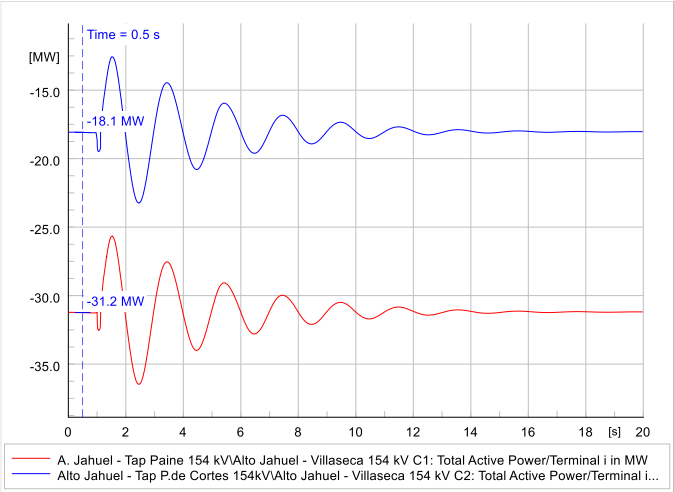
Time = 0.5 s
[MW]
-15.0
-20.0
-25.0
-30.0
-35.0
-18.1 MW
-31.2 MW
0 2 4 6 8 10 12 14 16 18 [s] 20
A. Jahuel - Tap Paine 154 kV\Alto Jahuel - Villaseca 154 kV C1: Total Active Power/Terminal i in MW
Alto Jahuel - Tap P.de Cortes 154kV\Alto Jahuel - Villaseca 154 kV C2: Total Active Power/Terminal i...

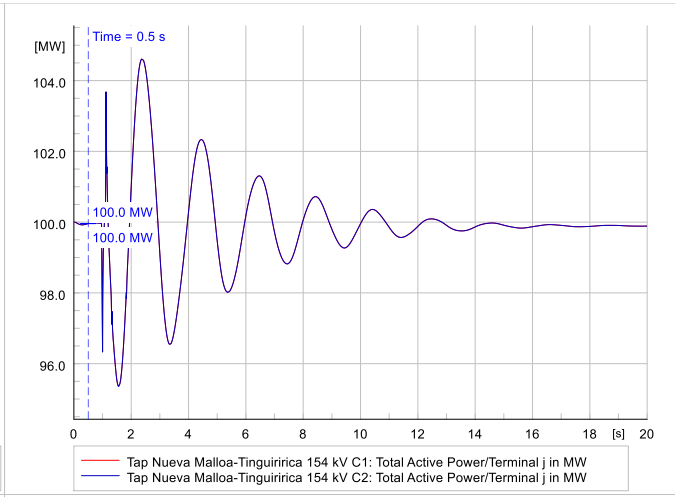
Time = 0.5 s
[MW]
104.0
102.0
100.0
98.0
96.0
100.0 MW
100.0 MW
0 2 4 6 8 10 12 14 16 18 [s] 20
Tap Nueva Malloa-Tinguiririca 154 kV C1: Total Active Power/Terminal j in MW
Tap Nueva Malloa-Tinguiririca 154 kV C2: Total Active Power/Terminal j in MW

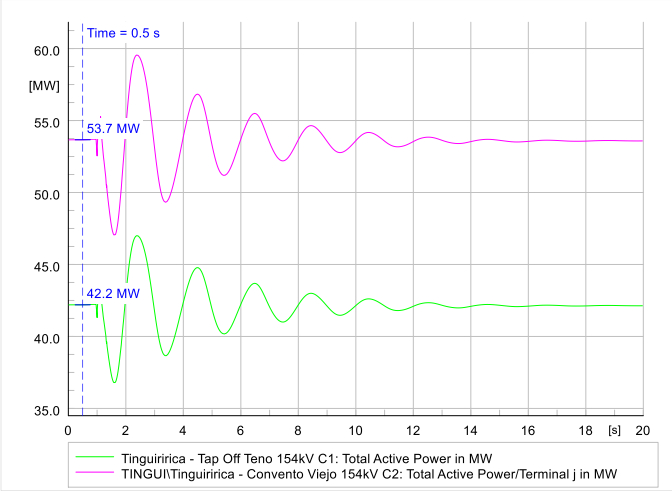
Time = 0.5 s
60.0
[MW]
55.0
50.0
45.0
40.0
35.0
53.7 MW
42.2 MW
0 2 4 6 8 10 12 14 16 18 [s] 20
Tinguiririca - Tap Off Teno 154kV C1: Total Active Power in MW
TINGUI\Tinguiririca - Convento Viejo 154kV C2: Total Active Power/Terminal j in MW

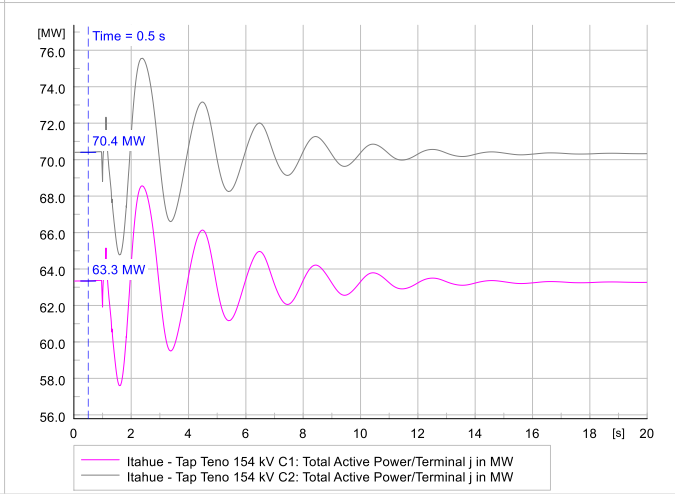
Time = 0.5 s
[MW]
76.0
74.0
72.0
70.0
68.0
66.0
64.0
62.0
60.0
58.0
56.0
70.4 MW
63.3 MW
0 2 4 6 8 10 12 14 16 18 [s] 20
Itahue - Tap Teno 154 kV C1: Total Active Power/Terminal j in MW
Itahue - Tap Teno 154 kV C2: Total Active Power/Terminal j in MW

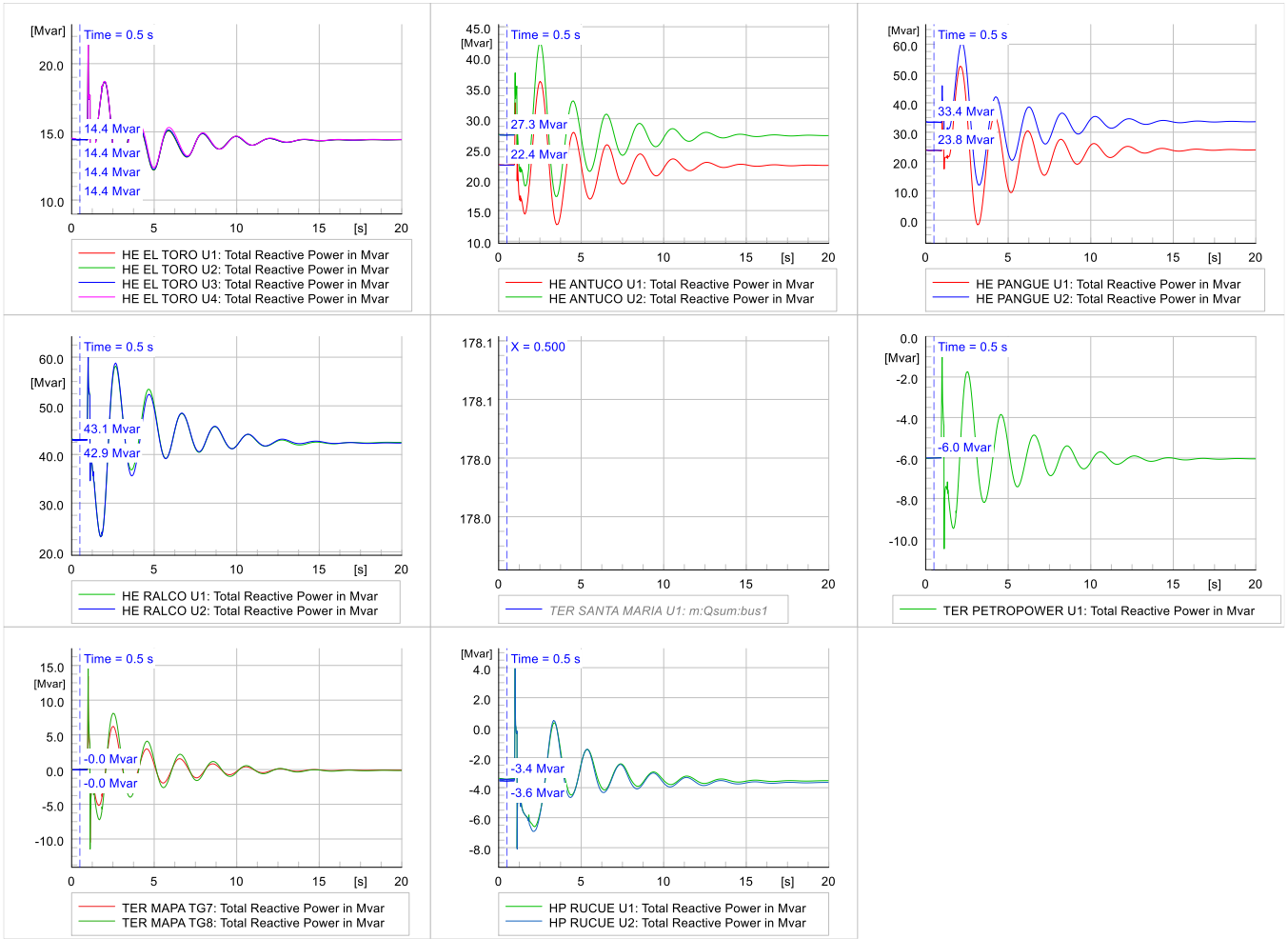
Time = 0.5 s
[Mvar]
14.4 Mvar
14.4 Mvar
14.4 Mvar
14.4 Mvar
HE EL TORO U1: Total Reactive Power in Mvar
HE EL TORO U2: Total Reactive Power in Mvar
HE EL TORO U3: Total Reactive Power in Mvar
HE EL TORO U4: Total Reactive Power in Mvar
27.3 Mvar
22.4 Mvar
HE ANTUCO U1: Total Reactive Power in Mvar
HE ANTUCO U2: Total Reactive Power in Mvar
33.4 Mvar
23.8 Mvar
HE PANGUE U1: Total Reactive Power in Mvar
HE PANGUE U2: Total Reactive Power in Mvar
43.1 Mvar
42.9 Mvar
HE RALCO U1: Total Reactive Power in Mvar
HE RALCO U2: Total Reactive Power in Mvar
X = 0.500
TER SANTA MARIA U1: m:Qsum:bus1
-6.0 Mvar
TER PETROPOWER U1: Total Reactive Power in Mvar
-0.0 Mvar
-0.0 Mvar
TER MAPA TG7: Total Reactive Power in Mvar
TER MAPA TG8: Total Reactive Power in Mvar
-3.4 Mvar
-3.6 Mvar
HP RUCUE U1: Total Reactive Power in Mvar
HP RUCUE U2: Total Reactive Power in Mvar
[s]

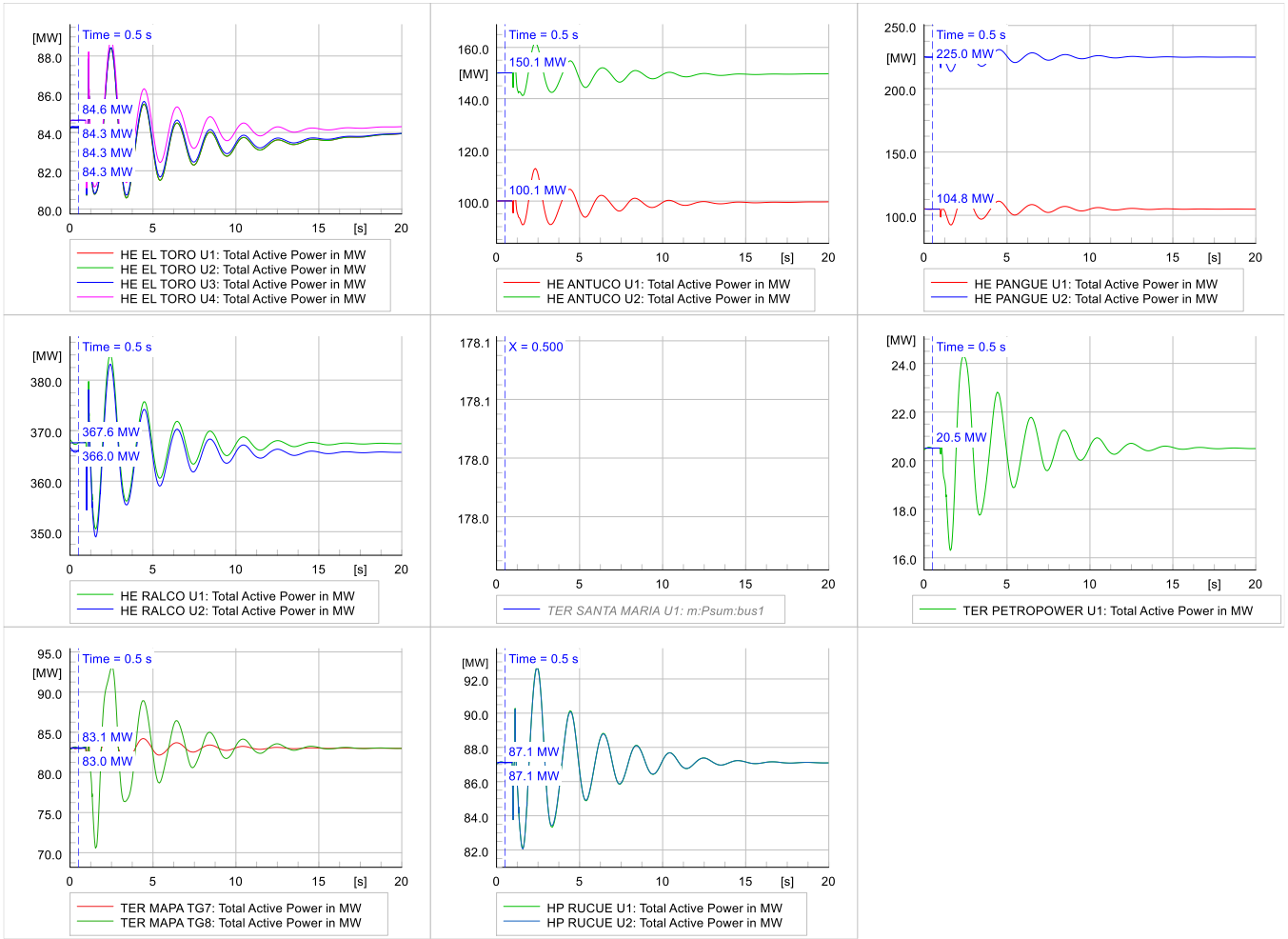
Time = 0.5 s
[MW]
84.6 MW
84.3 MW
84.3 MW
84.3 MW
HE EL TORO U1: Total Active Power in MW
HE EL TORO U2: Total Active Power in MW
HE EL TORO U3: Total Active Power in MW
HE EL TORO U4: Total Active Power in MW
150.1 MW
100.1 MW
HE ANTUCO U1: Total Active Power in MW
HE ANTUCO U2: Total Active Power in MW
225.0 MW
104.8 MW
HE PANGUE U1: Total Active Power in MW
HE PANGUE U2: Total Active Power in MW
367.6 MW
366.0 MW
HE RALCO U1: Total Active Power in MW
HE RALCO U2: Total Active Power in MW
X = 0.500
TER SANTA MARIA U1: m:Psum:bus1
20.5 MW
TER PETROPOWER U1: Total Active Power in MW
83.1 MW
83.0 MW
TER MAPA TG7: Total Active Power in MW
TER MAPA TG8: Total Active Power in MW
87.1 MW
87.1 MW
HP RUCUE U1: Total Active Power in MW
HP RUCUE U2: Total Active Power in MW

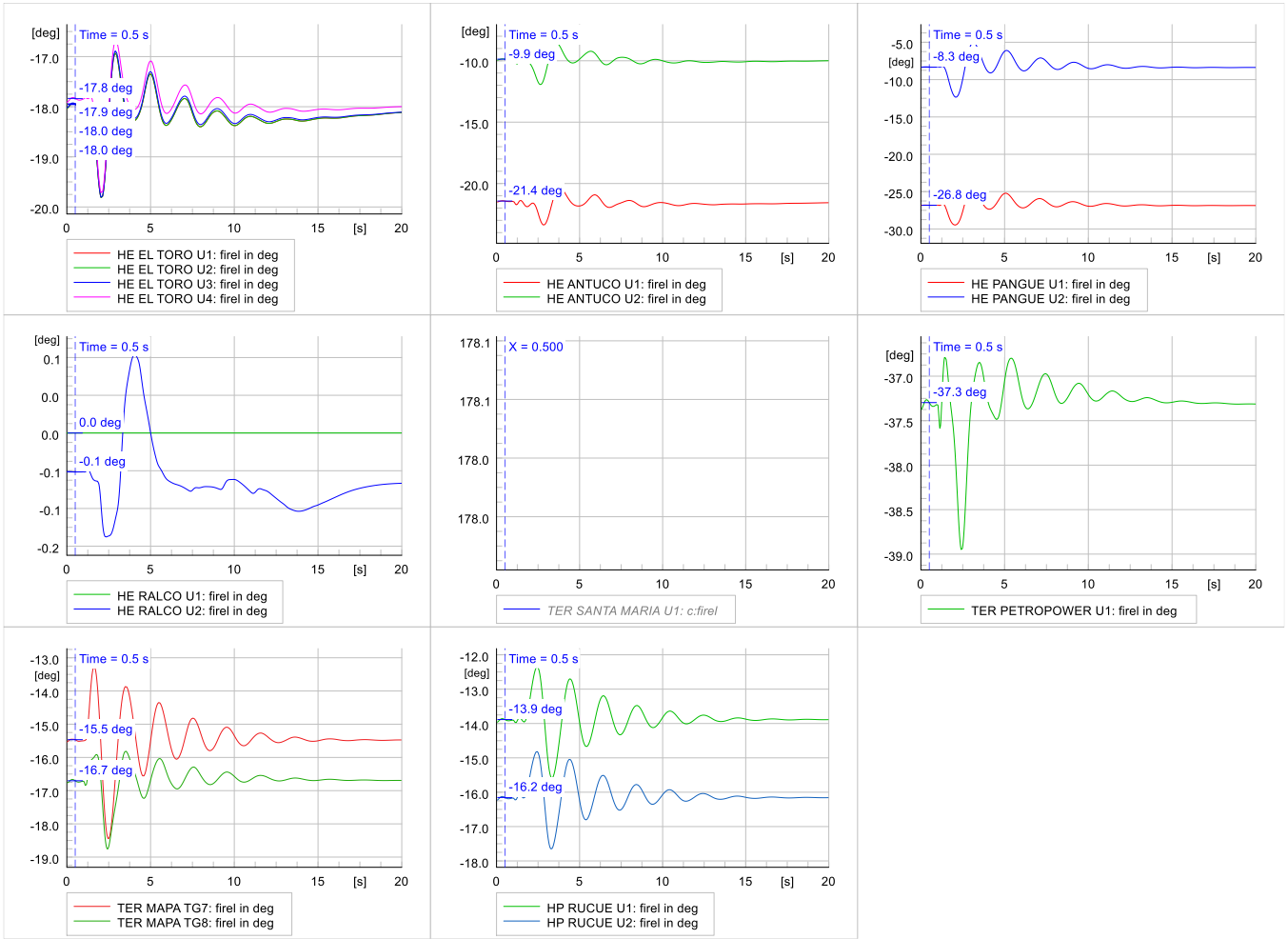
Time = 0.5 s
-17.8 deg
-17.9 deg
-18.0 deg
-18.0 deg
HE EL TORO U1: firel in deg
HE EL TORO U2: firel in deg
HE EL TORO U3: firel in deg
HE EL TORO U4: firel in deg
-9.9 deg
-21.4 deg
HE ANTUCO U1: firel in deg
HE ANTUCO U2: firel in deg
-8.3 deg
-26.8 deg
HE PANGUE U1: firel in deg
HE PANGUE U2: firel in deg
0.0 deg
-0.1 deg
HE RALCO U1: firel in deg
HE RALCO U2: firel in deg
X = 0.500
TER SANTA MARIA U1: c:firel
-37.3 deg
TER PETROPOWER U1: firel in deg
-15.5 deg
-16.7 deg
TER MAPA TG7: firel in deg
TER MAPA TG8: firel in deg
-13.9 deg
-16.2 deg
HP RUCUE U1: firel in deg
HP RUCUE U2: firel in deg
[deg]
[s]

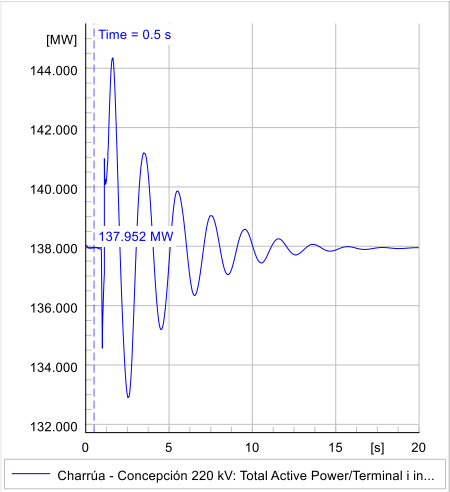
Time = 0.5 s
[MW]
144.000
142.000
140.000
138.000
136.000
134.000
132.000
137.952 MW
0
5
10
15
[s]
20
Charrúa - Concepción 220 kV: Total Active Power/Terminal i in...

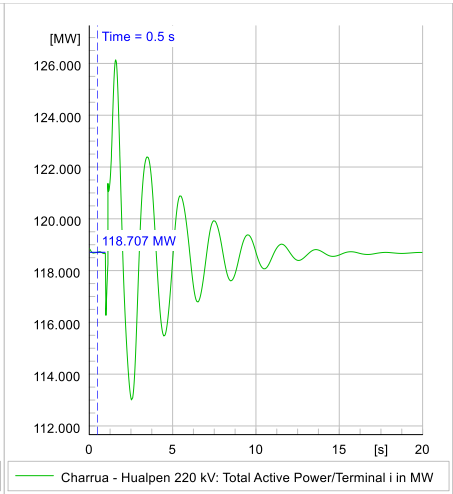
Time = 0.5 s
[MW]
126.000
124.000
122.000
120.000
118.000
116.000
114.000
112.000
118.707 MW
0
5
10
15
[s]
20
Charrua - Hualpen 220 kV: Total Active Power/Terminal i in MW

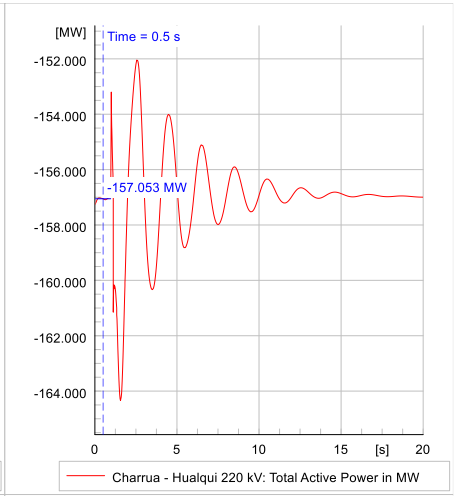
Time = 0.5 s
[MW]
-152.000
-154.000
-156.000
-158.000
-160.000
-162.000
-164.000
-157.053 MW
0
5
10
15
[s]
20
Charrua - Hualqui 220 kV: Total Active Power in MW

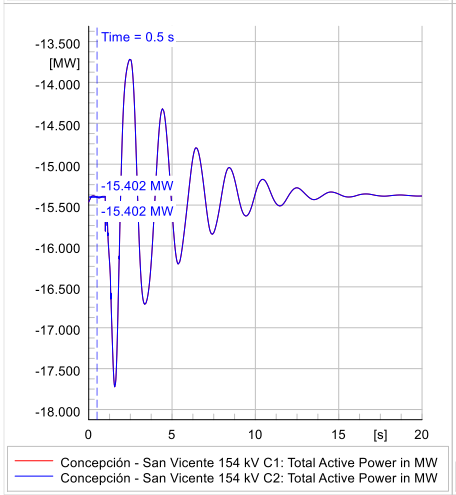
Time = 0.5 s
-13.500
[MW]
-14.000
-14.500
-15.000
-15.500
-16.000
-16.500
-17.000
-17.500
-18.000
-15.402 MW
-15.402 MW
0
5
10
15
[s]
20
Concepción - San Vicente 154 kV C1: Total Active Power in MW
Concepción - San Vicente 154 kV C2: Total Active Power in MW

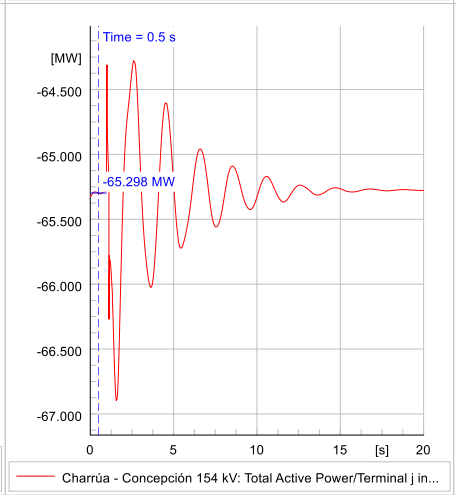
Time = 0.5 s
[MW]
-64.500
-65.000
-65.500
-66.000
-66.500
-67.000
-65.298 MW
0
5
10
15
[s]
20
Charrúa - Concepción 154 kV: Total Active Power/Terminal j in...

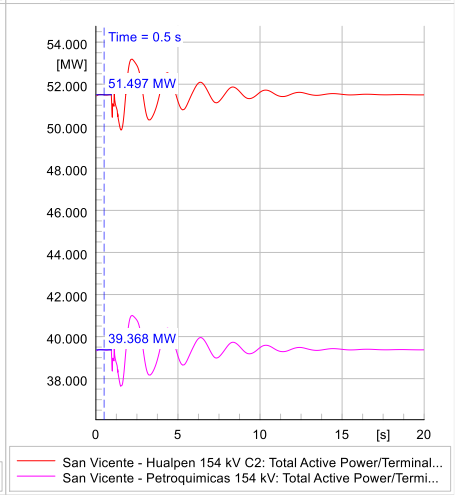
Time = 0.5 s
54.000
[MW]
52.000
50.000
48.000
46.000
44.000
42.000
40.000
38.000
51.497 MW
39.368 MW
0
5
10
15
[s]
20
San Vicente - Hualpen 154 kV C2: Total Active Power/Terminal...
San Vicente - Petroquimicas 154 kV: Total Active Power/Termi...

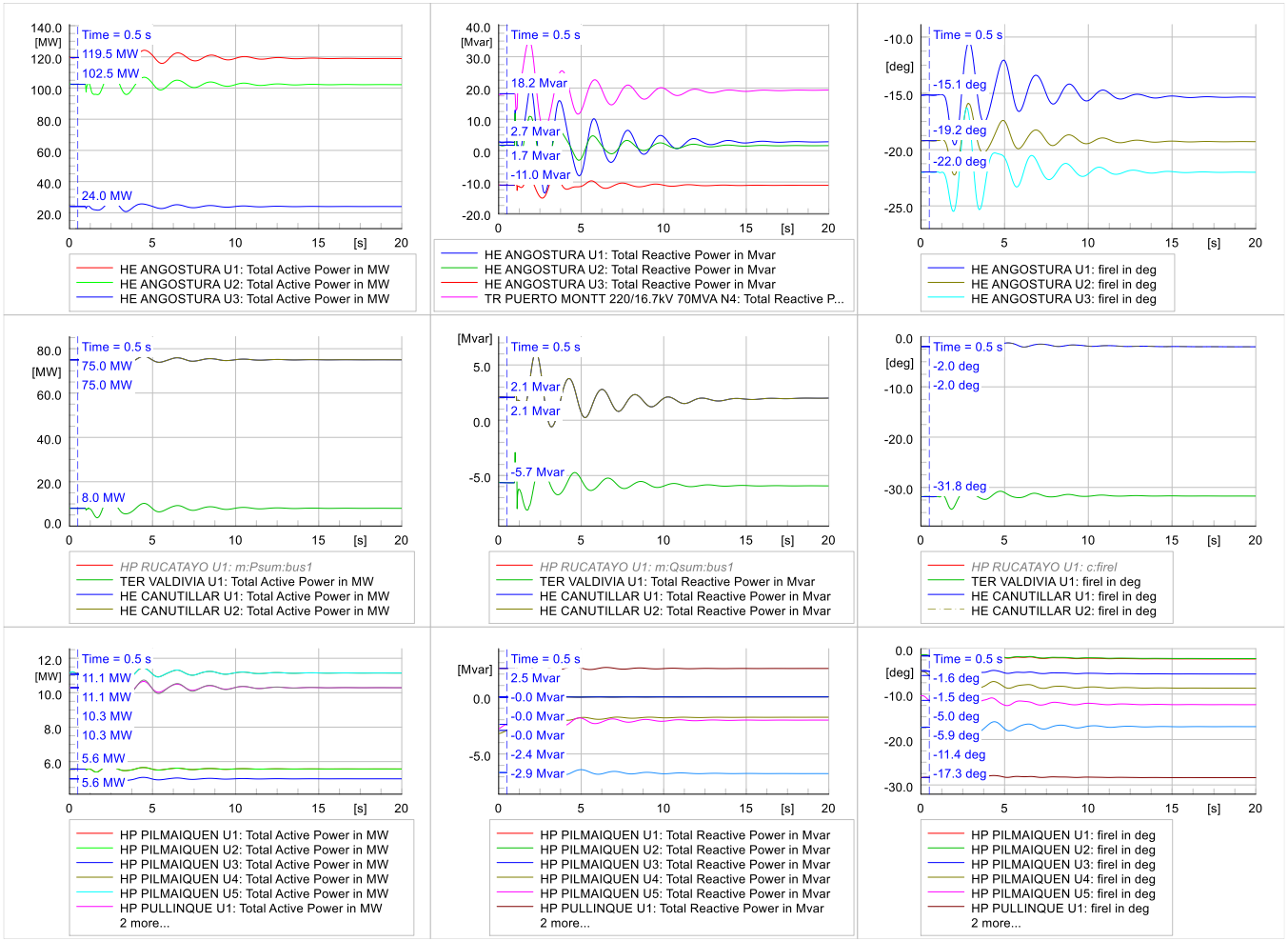
Time = 0.5 s
119.5 MW
102.5 MW
24.0 MW
HE ANGOSTURA U1: Total Active Power in MW
HE ANGOSTURA U2: Total Active Power in MW
HE ANGOSTURA U3: Total Active Power in MW
18.2 Mvar
2.7 Mvar
1.7 Mvar
-11.0 Mvar
HE ANGOSTURA U1: Total Reactive Power in Mvar
HE ANGOSTURA U2: Total Reactive Power in Mvar
HE ANGOSTURA U3: Total Reactive Power in Mvar
TR PUERTO MONTT 220/16.7kV 70MVA N4: Total Reactive P...
-15.1 deg
-19.2 deg
-22.0 deg
HE ANGOSTURA U1: firel in deg
HE ANGOSTURA U2: firel in deg
HE ANGOSTURA U3: firel in deg
75.0 MW
75.0 MW
8.0 MW
HP RUCATAYO U1: m:Psum:bus1
TER VALDIVIA U1: Total Active Power in MW
HE CANUTILLAR U1: Total Active Power in MW
HE CANUTILLAR U2: Total Active Power in MW
2.1 Mvar
2.1 Mvar
-5.7 Mvar
HP RUCATAYO U1: m:Qsum:bus1
TER VALDIVIA U1: Total Reactive Power in Mvar
HE CANUTILLAR U1: Total Reactive Power in Mvar
HE CANUTILLAR U2: Total Reactive Power in Mvar
-2.0 deg
-2.0 deg
-31.8 deg
HP RUCATAYO U1: c:firel
TER VALDIVIA U1: firel in deg
HE CANUTILLAR U1: firel in deg
HE CANUTILLAR U2: firel in deg
11.1 MW
11.1 MW
10.3 MW
10.3 MW
5.6 MW
5.6 MW
HP PILMAIQUEN U1: Total Active Power in MW
HP PILMAIQUEN U2: Total Active Power in MW
HP PILMAIQUEN U3: Total Active Power in MW
HP PILMAIQUEN U4: Total Active Power in MW
HP PILMAIQUEN U5: Total Active Power in MW
HP PULLINQUE U1: Total Active Power in MW
2 more...
2.5 Mvar
-0.0 Mvar
-0.0 Mvar
-0.0 Mvar
-2.4 Mvar
-2.9 Mvar
HP PILMAIQUEN U1: Total Reactive Power in Mvar
HP PILMAIQUEN U2: Total Reactive Power in Mvar
HP PILMAIQUEN U3: Total Reactive Power in Mvar
HP PILMAIQUEN U4: Total Reactive Power in Mvar
HP PILMAIQUEN U5: Total Reactive Power in Mvar
HP PULLINQUE U1: Total Reactive Power in Mvar
2 more...
-1.6 deg
-1.5 deg
-5.0 deg
-5.9 deg
-11.4 deg
-17.3 deg
HP PILMAIQUEN U1: firel in deg
HP PILMAIQUEN U2: firel in deg
HP PILMAIQUEN U3: firel in deg
HP PILMAIQUEN U4: firel in deg
HP PILMAIQUEN U5: firel in deg
HP PULLINQUE U1: firel in deg
2 more...

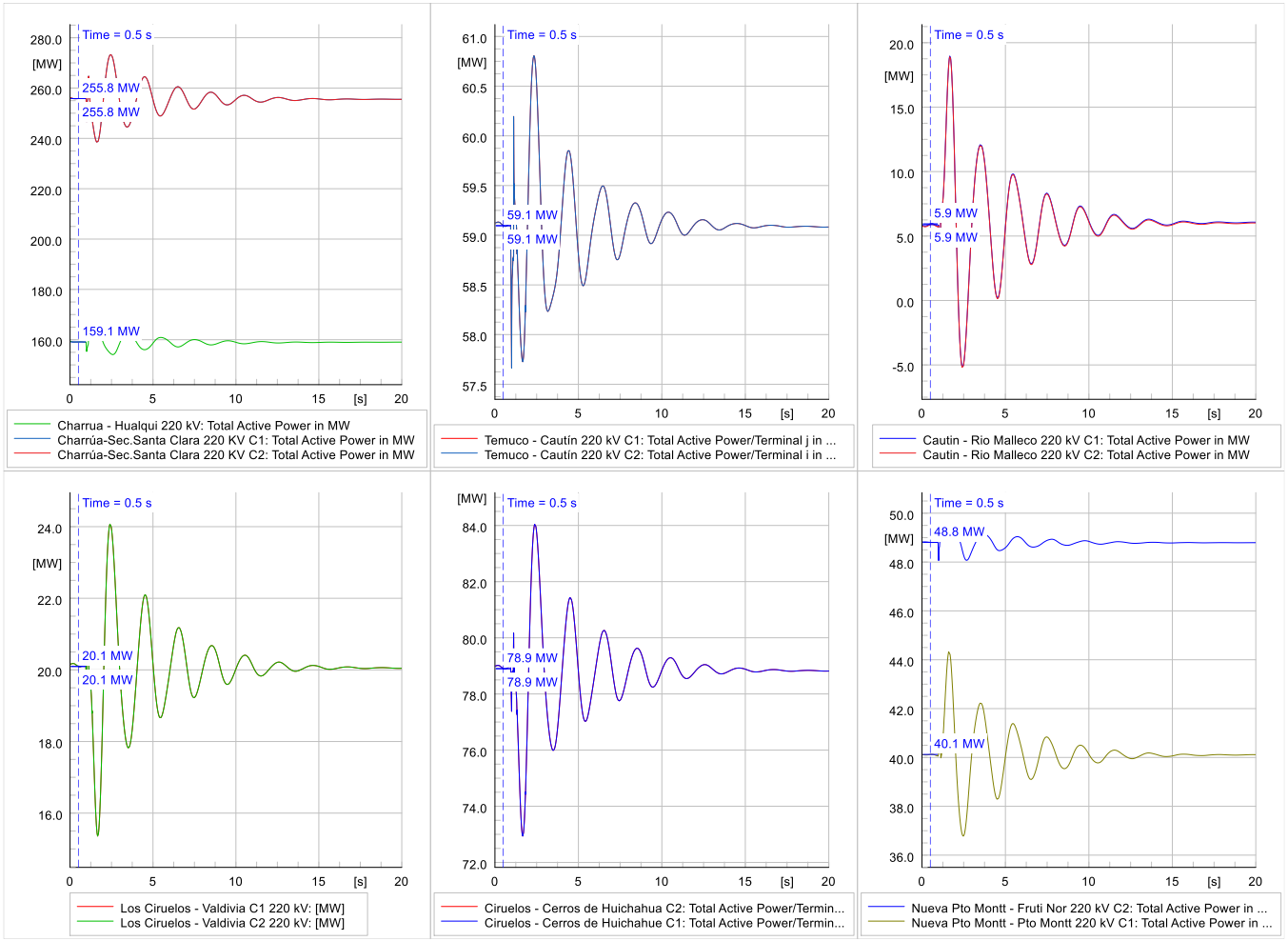
Time = 0.5 s
[MW]
255.8 MW
255.8 MW
159.1 MW
[s]
Charrua - Hualqui 220 kV: Total Active Power in MW
Charrúa-Sec.Santa Clara 220 KV C1: Total Active Power in MW
Charrúa-Sec.Santa Clara 220 KV C2: Total Active Power in MW
59.1 MW
59.1 MW
Temuco - Cautín 220 kV C1: Total Active Power/Terminal j in ...
Temuco - Cautín 220 kV C2: Total Active Power/Terminal i in ...
5.9 MW
5.9 MW
Cautin - Rio Malleco 220 kV C1: Total Active Power in MW
Cautin - Rio Malleco 220 kV C2: Total Active Power in MW
20.1 MW
20.1 MW
Los Ciruelos - Valdivia C1 220 kV: [MW]
Los Ciruelos - Valdivia C2 220 kV: [MW]
78.9 MW
78.9 MW
Ciruelos - Cerros de Huichahua C2: Total Active Power/Termin...
Ciruelos - Cerros de Huichahue C1: Total Active Power/Termin...
48.8 MW
40.1 MW
Nueva Pto Montt - Fruti Nor 220 kV C2: Total Active Power in ...
Nueva Pto Montt - Pto Montt 220 kV C1: Total Active Power in ...

17.5 E2 2024_12_09 DA 22 Hrs.- Nueva Pan de Azúcar - Polpaico 500kV

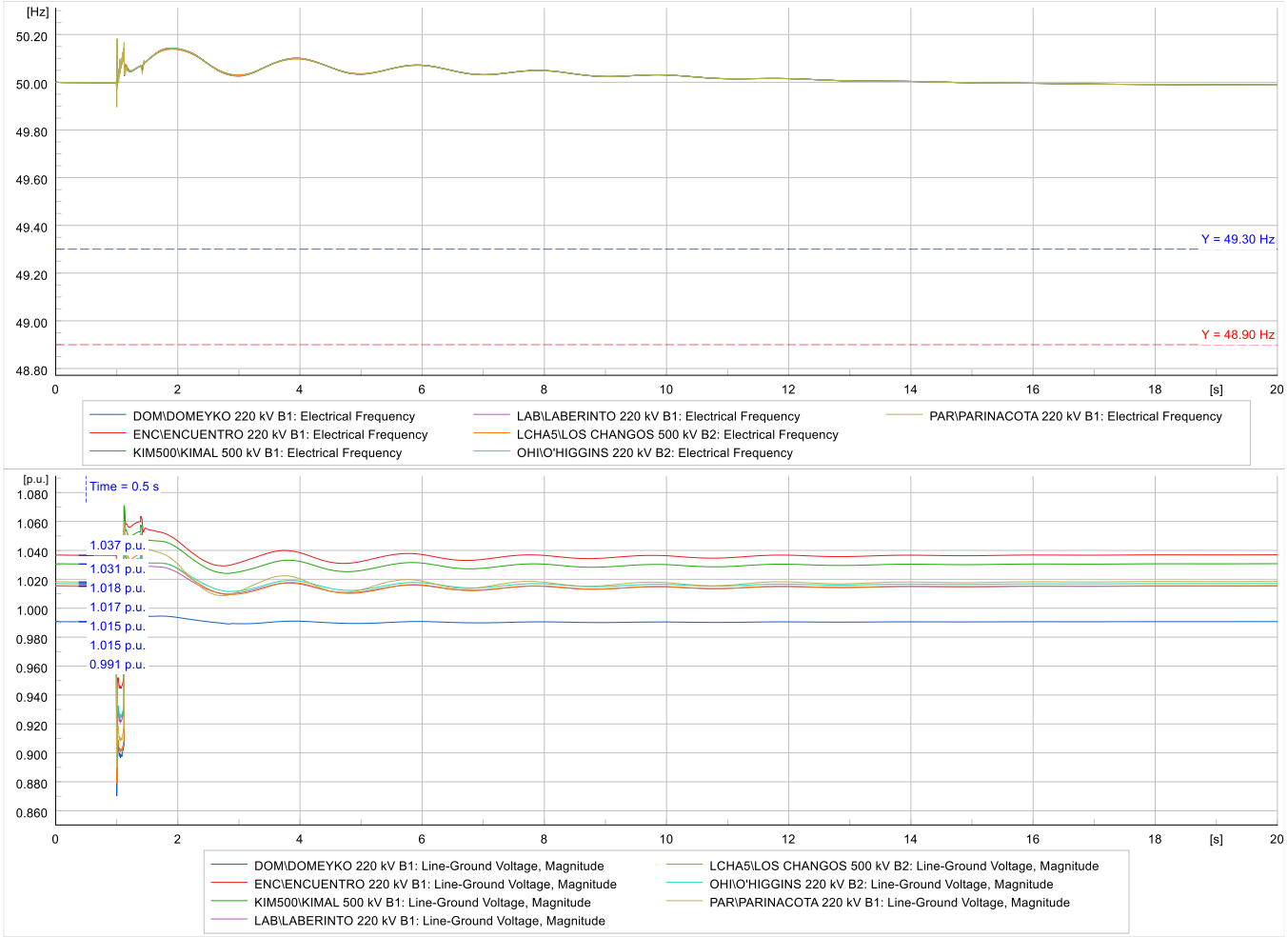

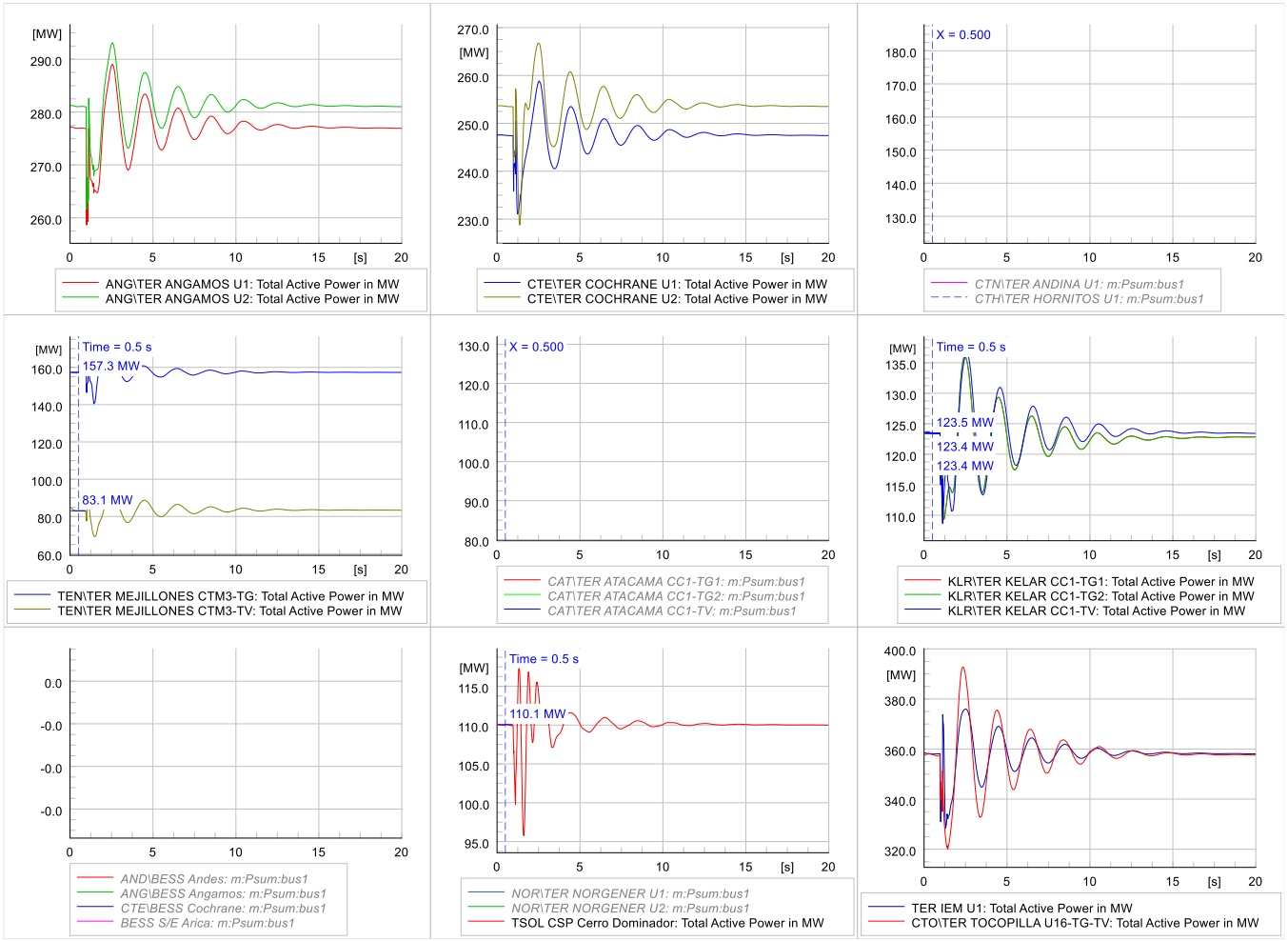
[MW]
290.0
280.0
270.0
260.0
0
5
10
15
[s]
20
ANG\TER ANGAMOS U1: Total Active Power in MW
ANG\TER ANGAMOS U2: Total Active Power in MW
270.0
[MW]
260.0
250.0
240.0
230.0
CTE\TER COCHRANE U1: Total Active Power in MW
CTE\TER COCHRANE U2: Total Active Power in MW
X = 0.500
180.0
170.0
160.0
150.0
140.0
130.0
CTN\TER ANDINA U1: m:Psum:bus1
CTH\TER HORNITOS U1: m:Psum:bus1
Time = 0.5 s
157.3 MW
83.1 MW
160.0
140.0
120.0
100.0
80.0
60.0
TEN\TER MEJILLONES CTM3-TG: Total Active Power in MW
TEN\TER MEJILLONES CTM3-TV: Total Active Power in MW
130.0
120.0
110.0
100.0
90.0
80.0
CAT\TER ATACAMA CC1-TG1: m:Psum:bus1
CAT\TER ATACAMA CC1-TG2: m:Psum:bus1
CAT\TER ATACAMA CC1-TV: m:Psum:bus1
135.0
125.0
115.0
123.5 MW
123.4 MW
123.4 MW
KLR\TER KELAR CC1-TG1: Total Active Power in MW
KLR\TER KELAR CC1-TG2: Total Active Power in MW
KLR\TER KELAR CC1-TV: Total Active Power in MW
0.0
-0.0
AND\BESS Andes: m:Psum:bus1
ANG\BESS Angamos: m:Psum:bus1
CTE\BESS Cochrane: m:Psum:bus1
BESS S/E Arica: m:Psum:bus1
115.0
105.0
95.0
110.1 MW
NOR\TER NORGENER U1: m:Psum:bus1
NOR\TER NORGENER U2: m:Psum:bus1
TSOL CSP Cerro Dominador: Total Active Power in MW
400.0
380.0
360.0
340.0
320.0
TER IEM U1: Total Active Power in MW
CTO\TER TOCOPILLA U16-TG-TV: Total Active Power in MW

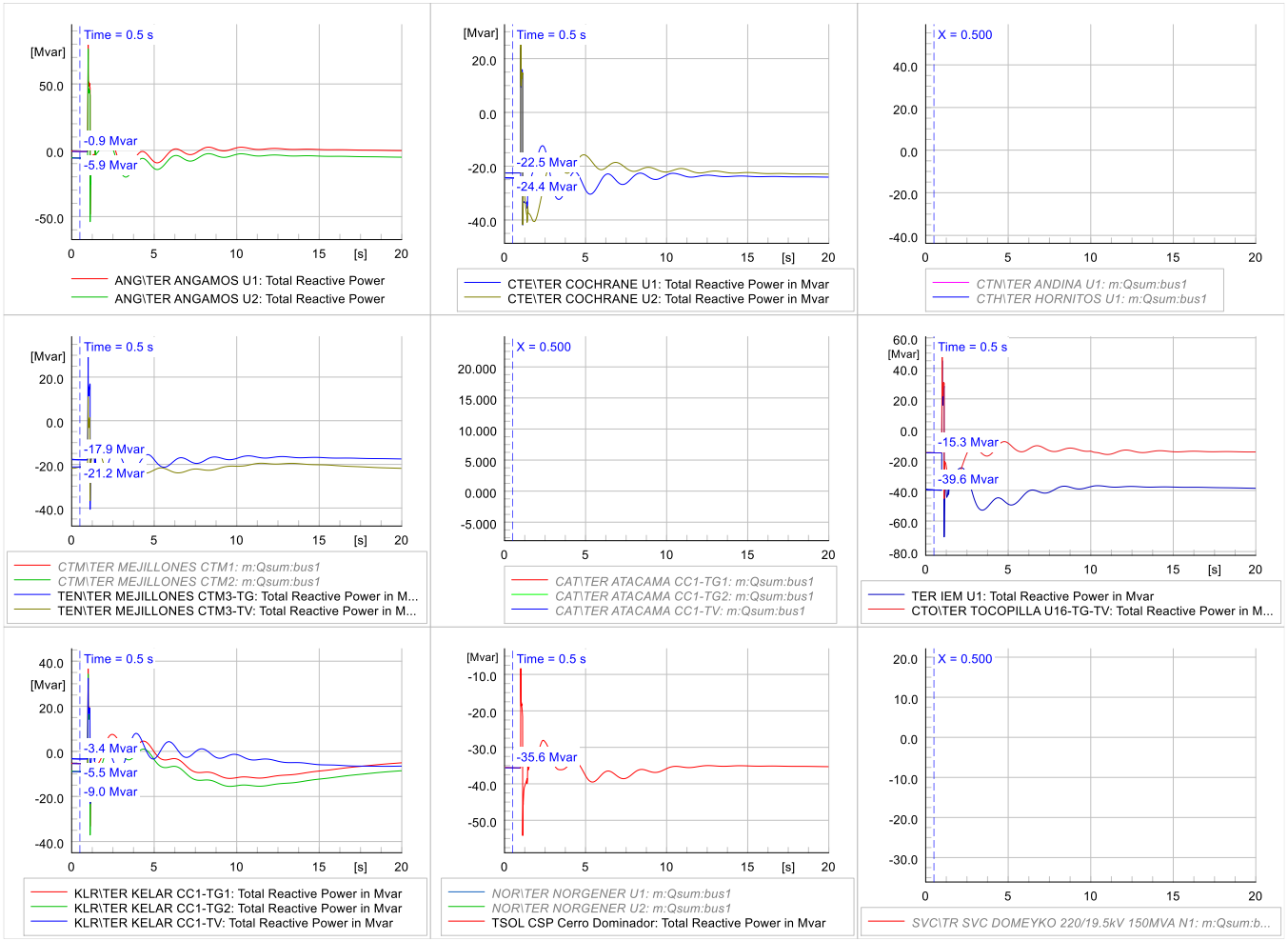
Time = 0.5 s
[Mvar]
-0.9 Mvar
-5.9 Mvar
ANG\TER ANGAMOS U1: Total Reactive Power
ANG\TER ANGAMOS U2: Total Reactive Power
Time = 0.5 s
-22.5 Mvar
-24.4 Mvar
CTE\TER COCHRANE U1: Total Reactive Power in Mvar
CTE\TER COCHRANE U2: Total Reactive Power in Mvar
X = 0.500
CTN\TER ANDINA U1: m:Qsum:bus1
CTH\TER HORNITOS U1: m:Qsum:bus1
Time = 0.5 s
-17.9 Mvar
-21.2 Mvar
CTM\TER MEJILLONES CTM1: m:Qsum:bus1
CTM\TER MEJILLONES CTM2: m:Qsum:bus1
TEN\TER MEJILLONES CTM3-TG: Total Reactive Power in M...
TEN\TER MEJILLONES CTM3-TV: Total Reactive Power in M...
X = 0.500
CAT\TER ATACAMA CC1-TG1: m:Qsum:bus1
CAT\TER ATACAMA CC1-TG2: m:Qsum:bus1
CAT\TER ATACAMA CC1-TV: m:Qsum:bus1
Time = 0.5 s
-15.3 Mvar
-39.6 Mvar
TER IEM U1: Total Reactive Power in Mvar
CTO\TER TOCOPILLA U16-TG-TV: Total Reactive Power in M...
Time = 0.5 s
-3.4 Mvar
-5.5 Mvar
-9.0 Mvar
KLR\TER KELAR CC1-TG1: Total Reactive Power in Mvar
KLR\TER KELAR CC1-TG2: Total Reactive Power in Mvar
KLR\TER KELAR CC1-TV: Total Reactive Power in Mvar
Time = 0.5 s
-35.6 Mvar
NOR\TER NORGENER U1: m:Qsum:bus1
NOR\TER NORGENER U2: m:Qsum:bus1
TSOL CSP Cerro Dominador: Total Reactive Power in Mvar
X = 0.500
SVC\TR SVC DOMEYKO 220/19.5kV 150MVA N1: m:Qsum:b...

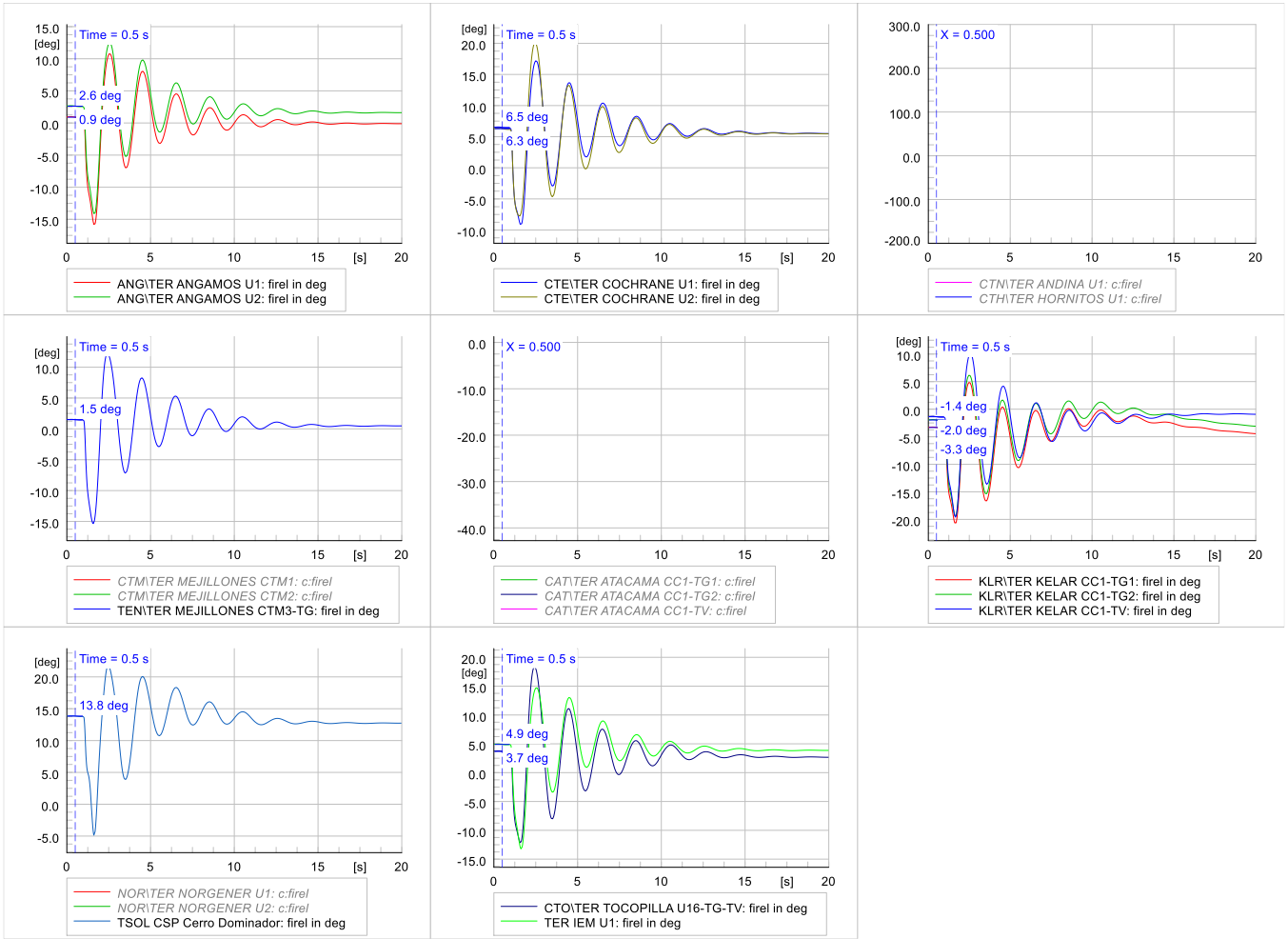
Time = 0.5 s
2.6 deg
0.9 deg
ANG\TER ANGAMOS U1: firel in deg
ANG\TER ANGAMOS U2: firel in deg
Time = 0.5 s
6.5 deg
6.3 deg
CTE\TER COCHRANE U1: firel in deg
CTE\TER COCHRANE U2: firel in deg
X = 0.500
CTN\TER ANDINA U1: c:firel
CTH\TER HORNITOS U1: c:firel
Time = 0.5 s
1.5 deg
CTM\TER MEJILLONES CTM1: c:firel
CTM\TER MEJILLONES CTM2: c:firel
TEN\TER MEJILLONES CTM3-TG: firel in deg
X = 0.500
CAT\TER ATACAMA CC1-TG1: c:firel
CAT\TER ATACAMA CC1-TG2: c:firel
CAT\TER ATACAMA CC1-TV: c:firel
Time = 0.5 s
-1.4 deg
-2.0 deg
-3.3 deg
KLR\TER KELAR CC1-TG1: firel in deg
KLR\TER KELAR CC1-TG2: firel in deg
KLR\TER KELAR CC1-TV: firel in deg
Time = 0.5 s
13.8 deg
NOR\TER NORGENER U1: c:firel
NOR\TER NORGENER U2: c:firel
TSOL CSP Cerro Dominador: firel in deg
Time = 0.5 s
4.9 deg
3.7 deg
CTO\TER TOCOPILLA U16-TG-TV: firel in deg
TER IEM U1: firel in deg

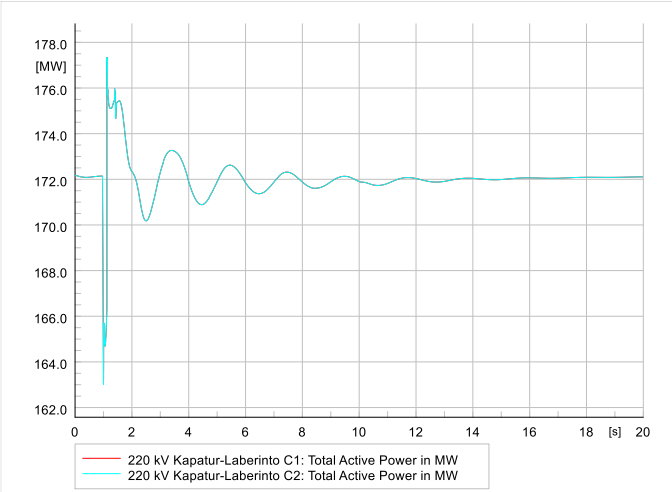
178.0
[MW]
176.0
174.0
172.0
170.0
168.0
166.0
164.0
162.0
0 2 4 6 8 10 12 14 16 18 [s] 20
220 kV Kapatur-Laberinto C1: Total Active Power in MW
220 kV Kapatur-Laberinto C2: Total Active Power in MW

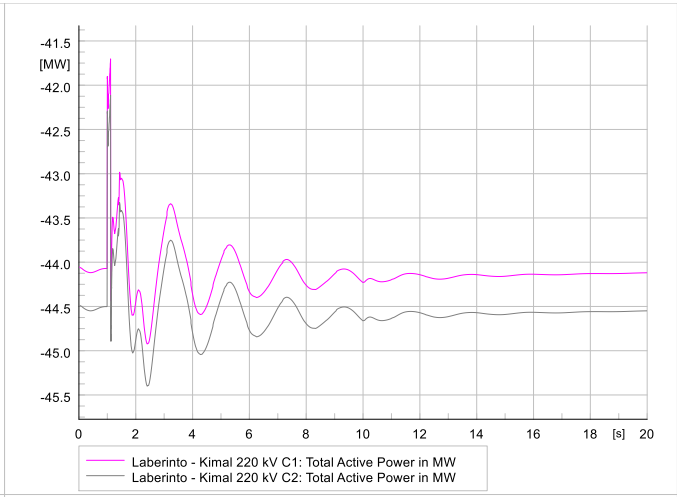
-41.5
[MW]
-42.0
-42.5
-43.0
-43.5
-44.0
-44.5
-45.0
-45.5
0 2 4 6 8 10 12 14 16 18 [s] 20
Laberinto - Kimal 220 kV C1: Total Active Power in MW
Laberinto - Kimal 220 kV C2: Total Active Power in MW

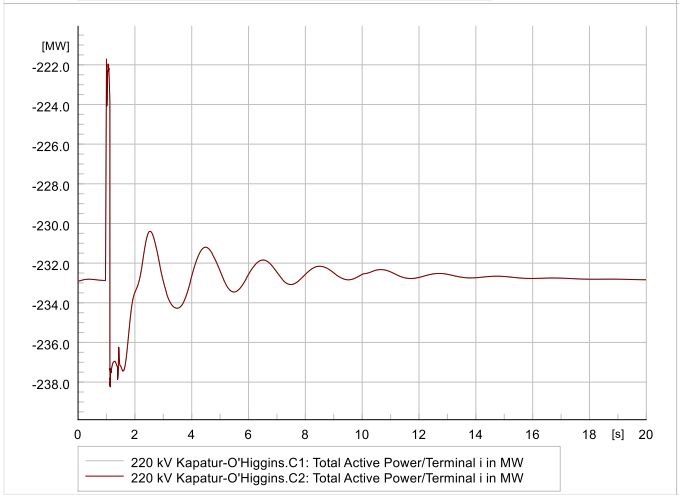
[MW]
-222.0
-224.0
-226.0
-228.0
-230.0
-232.0
-234.0
-236.0
-238.0
0 2 4 6 8 10 12 14 16 18 [s] 20
220 kV Kapatur-O'Higgins.C1: Total Active Power/Terminal i in MW
220 kV Kapatur-O'Higgins.C2: Total Active Power/Terminal i in MW

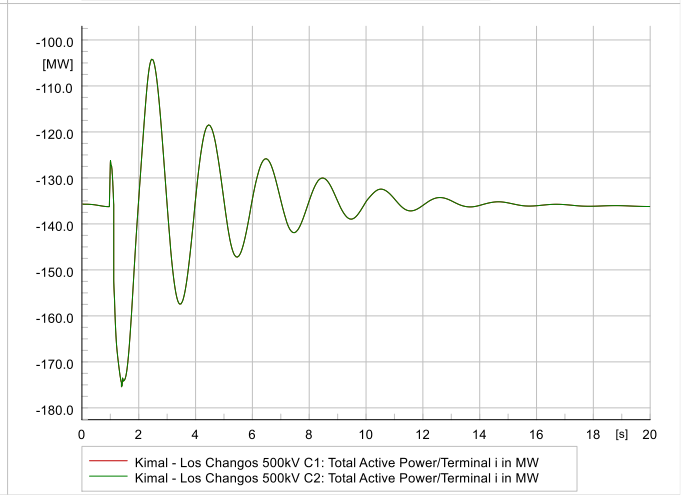
-100.0
[MW]
-110.0
-120.0
-130.0
-140.0
-150.0
-160.0
-170.0
-180.0
0 2 4 6 8 10 12 14 16 18 [s] 20
Kimal - Los Changos 500kV C1: Total Active Power/Terminal i in MW
Kimal - Los Changos 500kV C2: Total Active Power/Terminal i in MW

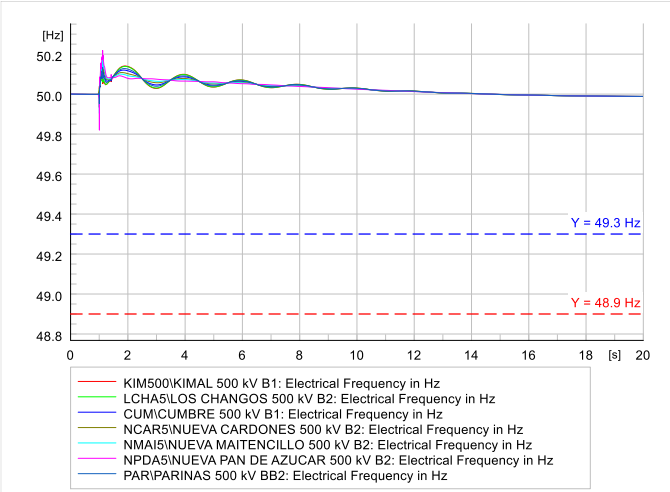
[Hz]
50.2
50.0
49.8
49.6
49.4
49.2
49.0
48.8
Y = 49.3 Hz
Y = 48.9 Hz
0 2 4 6 8 10 12 14 16 18 [s] 20
KIM500\KIMAL 500 kV B1: Electrical Frequency in Hz
LCHA5\LOS CHANGOS 500 kV B2: Electrical Frequency in Hz
CUM\CUMBRE 500 kV B1: Electrical Frequency in Hz
NCAR5\NUEVA CARDONES 500 kV B2: Electrical Frequency in Hz
NMAI5\NUEVA MAITENCILLO 500 kV B2: Electrical Frequency in Hz
NPDA5\NUEVA PAN DE AZUCAR 500 kV B2: Electrical Frequency in Hz
PAR\PARINAS 500 kV BB2: Electrical Frequency in Hz


[Hz]
50.2
50.0
49.8
49.6
49.4
49.2
49.0
48.8
Y = 49.3 Hz
Y = 48.9 Hz
0 2 4 6 8 10 12 14 16 18 [s] 20
S/E CARDONES 220 kV\CARDONES 220 kV B1: Electrical Frequency in Hz
DdA\DIEGO DE ALMAGRO 220 kV B2: Electrical Frequency in Hz
PAR\PARINACOTA 220 kV B1: Electrical Frequency in Hz
LVilos\LOS VILOS 220 kV B2: Electrical Frequency in Hz
Maite\MAITENCILLO 220 kV B1: Electrical Frequency in Hz
PAzu\PAN DE AZUCAR 220 kV B2: Electrical Frequency in Hz
Pap\PAPOSO 220 kV B1: Electrical Frequency in Hz
S/E PUNTA COLORADA 220 kV\PUNTA COLORADA 220 kV B2: Electrical Frequency in Hz

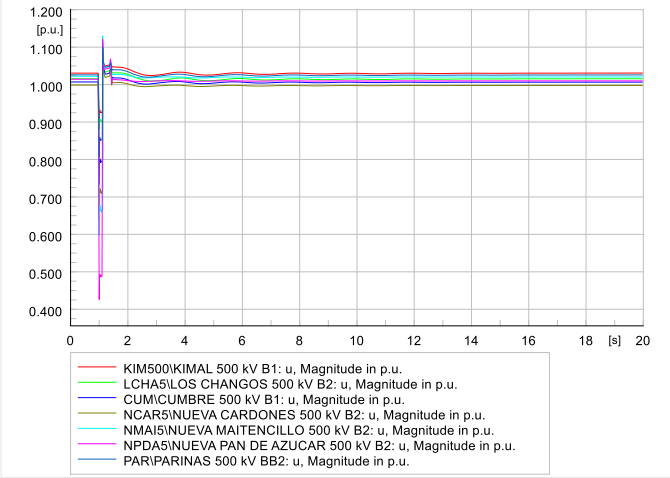
1.200
[p.u.]
1.100
1.000
0.900
0.800
0.700
0.600
0.500
0.400
0 2 4 6 8 10 12 14 16 18 [s] 20
KIM500\KIMAL 500 kV B1: u, Magnitude in p.u.
LCHA5\LOS CHANGOS 500 kV B2: u, Magnitude in p.u.
CUM\CUMBRE 500 kV B1: u, Magnitude in p.u.
NCAR5\NUEVA CARDONES 500 kV B2: u, Magnitude in p.u.
NMAI5\NUEVA MAITENCILLO 500 kV B2: u, Magnitude in p.u.
NPDA5\NUEVA PAN DE AZUCAR 500 kV B2: u, Magnitude in p.u.
PAR\PARINAS 500 kV BB2: u, Magnitude in p.u.

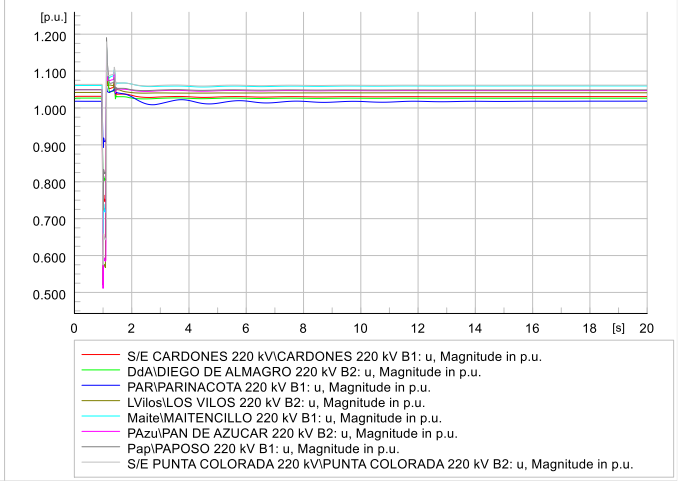
[p.u.]
1.200
1.100
1.000
0.900
0.800
0.700
0.600
0.500
0 2 4 6 8 10 12 14 16 18 [s] 20
S/E CARDONES 220 kV\CARDONES 220 kV B1: u, Magnitude in p.u.
DdA\DIEGO DE ALMAGRO 220 kV B2: u, Magnitude in p.u.
PAR\PARINACOTA 220 kV B1: u, Magnitude in p.u.
LVilos\LOS VILOS 220 kV B2: u, Magnitude in p.u.
Maite\MAITENCILLO 220 kV B1: u, Magnitude in p.u.
PAzu\PAN DE AZUCAR 220 kV B2: u, Magnitude in p.u.
Pap\PAPOSO 220 kV B1: u, Magnitude in p.u.
S/E PUNTA COLORADA 220 kV\PUNTA COLORADA 220 kV B2: u, Magnitude in p.u.

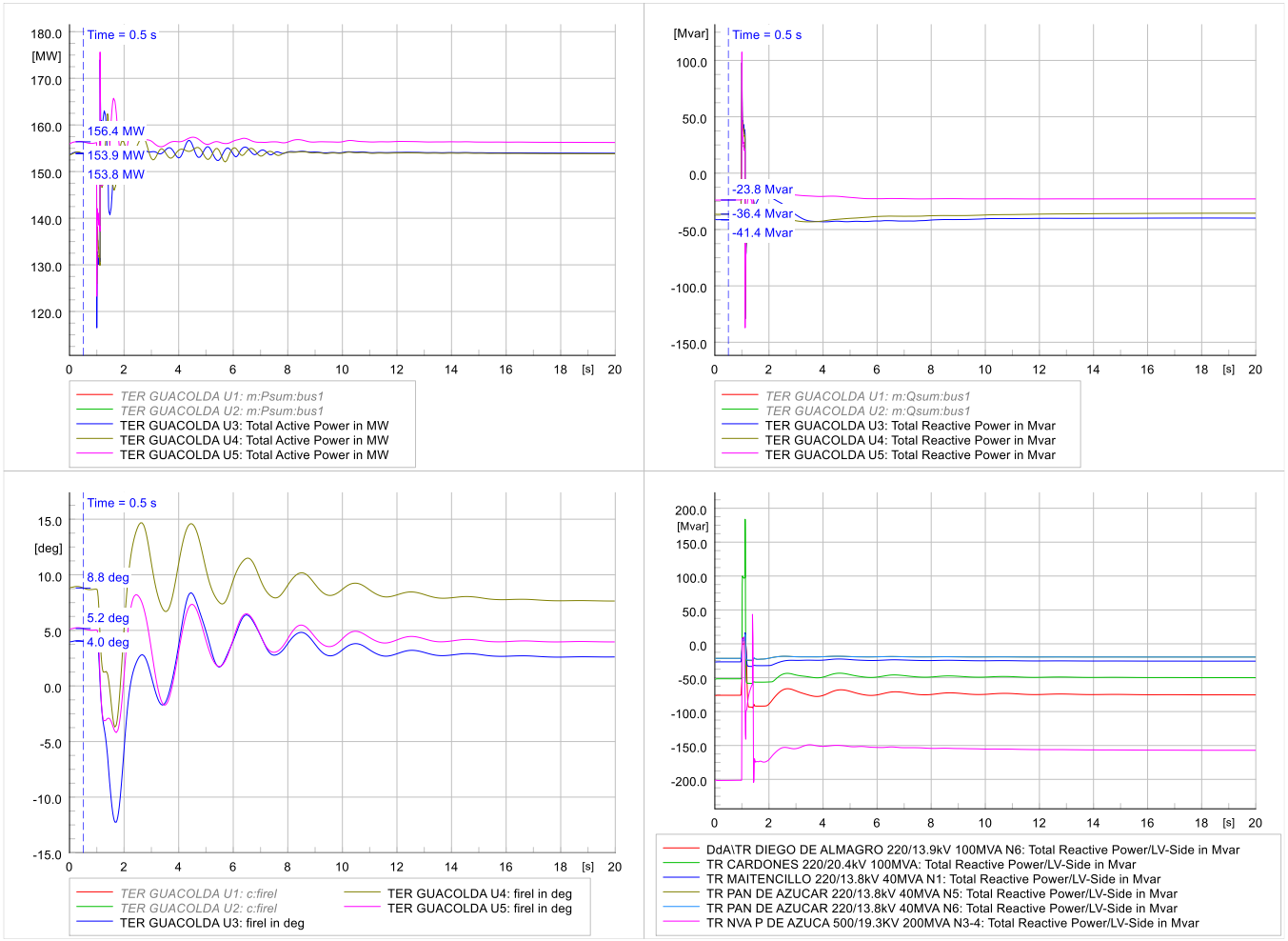
Time = 0.5 s
[MW]
156.4 MW
153.9 MW
153.8 MW
TER GUACOLDA U1: m:Psum:bus1
TER GUACOLDA U2: m:Psum:bus1
TER GUACOLDA U3: Total Active Power in MW
TER GUACOLDA U4: Total Active Power in MW
TER GUACOLDA U5: Total Active Power in MW
[Mvar]
-23.8 Mvar
-36.4 Mvar
-41.4 Mvar
TER GUACOLDA U1: m:Qsum:bus1
TER GUACOLDA U2: m:Qsum:bus1
TER GUACOLDA U3: Total Reactive Power in Mvar
TER GUACOLDA U4: Total Reactive Power in Mvar
TER GUACOLDA U5: Total Reactive Power in Mvar
[deg]
8.8 deg
5.2 deg
4.0 deg
TER GUACOLDA U1: c:firel
TER GUACOLDA U2: c:firel
TER GUACOLDA U3: firel in deg
TER GUACOLDA U4: firel in deg
TER GUACOLDA U5: firel in deg
DdA\TR DIEGO DE ALMAGRO 220/13.9kV 100MVA N6: Total Reactive Power/LV-Side in Mvar
TR CARDONES 220/20.4kV 100MVA: Total Reactive Power/LV-Side in Mvar
TR MAITENCILLO 220/13.8kV 40MVA N1: Total Reactive Power/LV-Side in Mvar
TR PAN DE AZUCAR 220/13.8kV 40MVA N5: Total Reactive Power/LV-Side in Mvar
TR PAN DE AZUCAR 220/13.8kV 40MVA N6: Total Reactive Power/LV-Side in Mvar
TR NVA P DE AZUCA 500/19.3KV 200MVA N3-4: Total Reactive Power/LV-Side in Mvar

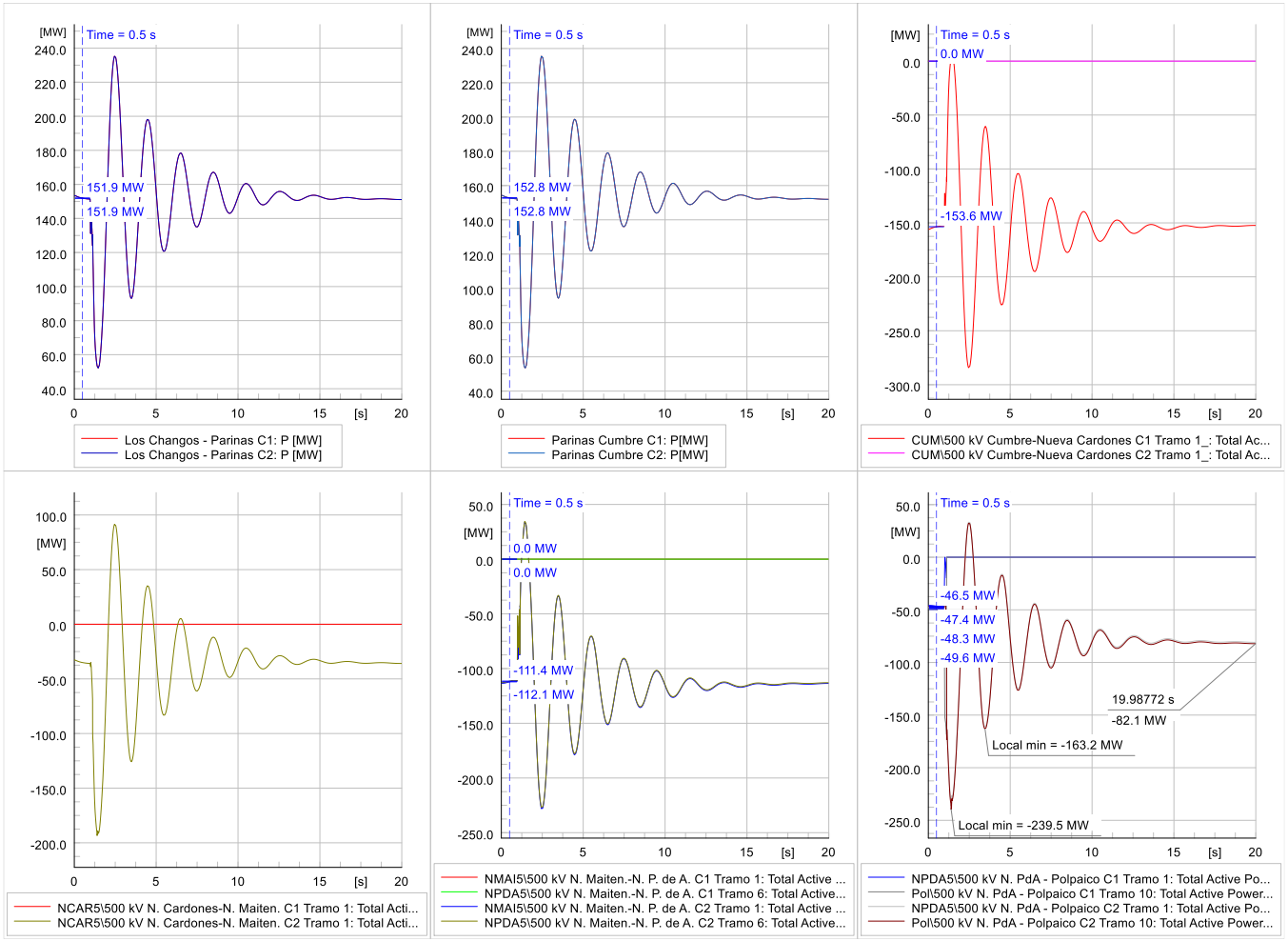
Time = 0.5 s
151.9 MW
151.9 MW
Los Changos - Parinas C1: P [MW]
Los Changos - Parinas C2: P [MW]
152.8 MW
152.8 MW
Parinas Cumbre C1: P[MW]
Parinas Cumbre C2: P[MW]
0.0 MW
-153.6 MW
CUM\500 kV Cumbre-Nueva Cardones C1 Tramo 1_: Total Ac...
CUM\500 kV Cumbre-Nueva Cardones C2 Tramo 1_: Total Ac...
NCAR5\500 kV N. Cardones-N. Maiten. C1 Tramo 1: Total Acti...
NCAR5\500 kV N. Cardones-N. Maiten. C2 Tramo 1: Total Acti...
0.0 MW
0.0 MW
-111.4 MW
-112.1 MW
NMAI5\500 kV N. Maiten.-N. P. de A. C1 Tramo 1: Total Active ...
NPDA5\500 kV N. Maiten.-N. P. de A. C1 Tramo 6: Total Active...
NMAI5\500 kV N. Maiten.-N. P. de A. C2 Tramo 1: Total Active ...
NPDA5\500 kV N. Maiten.-N. P. de A. C2 Tramo 6: Total Active...
-46.5 MW
-47.4 MW
-48.3 MW
-49.6 MW
19.98772 s
-82.1 MW
Local min = -163.2 MW
Local min = -239.5 MW
NPDA5\500 kV N. PdA - Polpaico C1 Tramo 1: Total Active Po...
Pol\500 kV N. PdA - Polpaico C1 Tramo 10: Total Active Power...
NPDA5\500 kV N. PdA - Polpaico C2 Tramo 1: Total Active Po...
Pol\500 kV N. PdA - Polpaico C2 Tramo 10: Total Active Power...

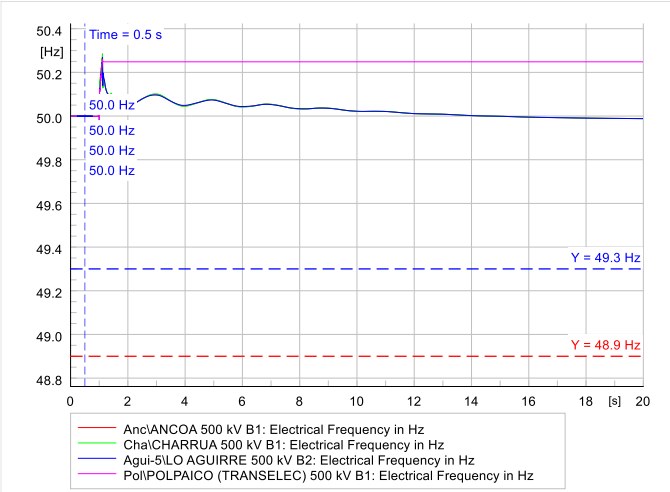
Time = 0.5 s
50.4
[Hz]
50.2
50.0
49.8
49.6
49.4
49.2
49.0
48.8
50.0 Hz
50.0 Hz
50.0 Hz
50.0 Hz
Y = 49.3 Hz
Y = 48.9 Hz
0 2 4 6 8 10 12 14 16 18 [s] 20
Anc\ANCOA 500 kV B1: Electrical Frequency in Hz
Cha\CHARRUA 500 kV B1: Electrical Frequency in Hz
Agui-5\LO AGUIRRE 500 kV B2: Electrical Frequency in Hz
Pol\POLPAICO (TRANSELEC) 500 kV B1: Electrical Frequency in Hz

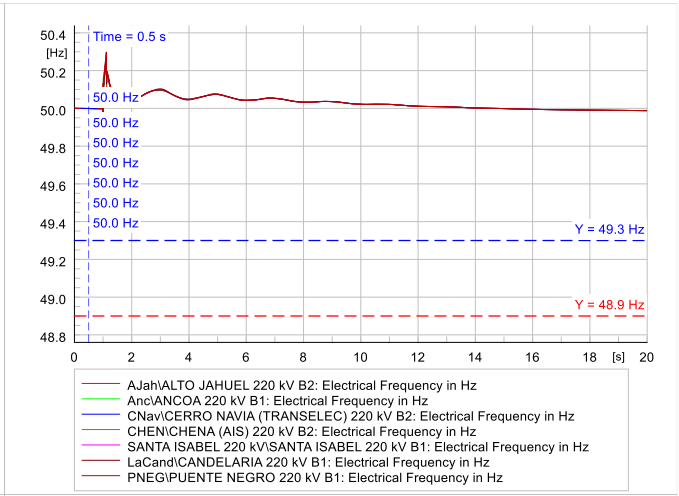
Time = 0.5 s
50.4
[Hz]
50.2
50.0
49.8
49.6
49.4
49.2
49.0
48.8
50.0 Hz
50.0 Hz
50.0 Hz
50.0 Hz
50.0 Hz
50.0 Hz
50.0 Hz
Y = 49.3 Hz
Y = 48.9 Hz
0 2 4 6 8 10 12 14 16 18 [s] 20
AJah\ALTO JAHUEL 220 kV B2: Electrical Frequency in Hz
Anc\ANCOA 220 kV B1: Electrical Frequency in Hz
CNav\CERRO NAVIA (TRANSELEC) 220 kV B2: Electrical Frequency in Hz
CHEN\CHENA (AIS) 220 kV B2: Electrical Frequency in Hz
SANTA ISABEL 220 kV\SANTA ISABEL 220 kV B1: Electrical Frequency in Hz
LaCand\CANDELARIA 220 kV B1: Electrical Frequency in Hz
PNEG\PUENTE NEGRO 220 kV B1: Electrical Frequency in Hz

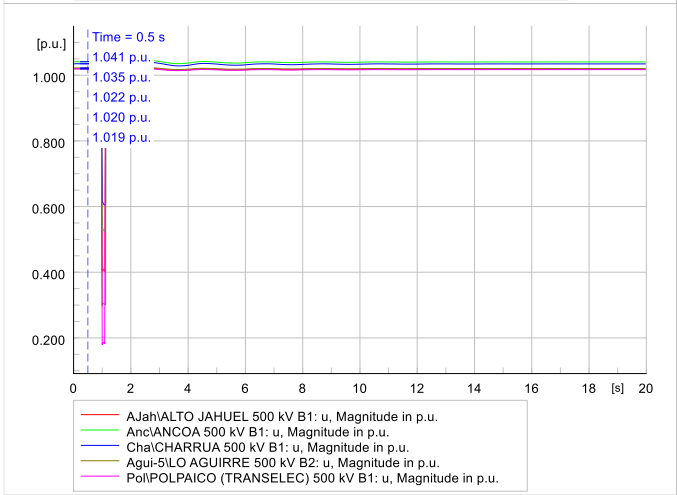
Time = 0.5 s
[p.u.]
1.041 p.u.
1.035 p.u.
1.022 p.u.
1.020 p.u.
1.019 p.u.
1.000
0.800
0.600
0.400
0.200
0 2 4 6 8 10 12 14 16 18 [s] 20
AJah\ALTO JAHUEL 500 kV B1: u, Magnitude in p.u.
Anc\ANCOA 500 kV B1: u, Magnitude in p.u.
Cha\CHARRUA 500 kV B1: u, Magnitude in p.u.
Agui-5\LO AGUIRRE 500 kV B2: u, Magnitude in p.u.
Pol\POLPAICO (TRANSELEC) 500 kV B1: u, Magnitude in p.u.

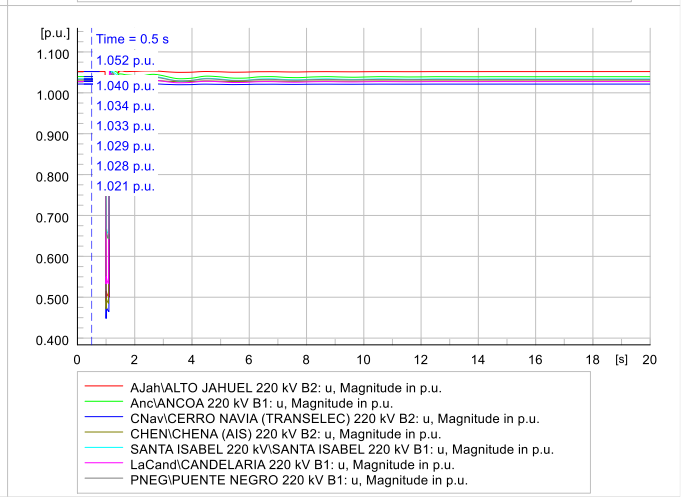
Time = 0.5 s
[p.u.]
1.052 p.u.
1.040 p.u.
1.034 p.u.
1.033 p.u.
1.029 p.u.
1.028 p.u.
1.021 p.u.
1.100
1.000
0.900
0.800
0.700
0.600
0.500
0.400
0 2 4 6 8 10 12 14 16 18 [s] 20
AJah\ALTO JAHUEL 220 kV B2: u, Magnitude in p.u.
Anc\ANCOA 220 kV B1: u, Magnitude in p.u.
CNav\CERRO NAVIA (TRANSELEC) 220 kV B2: u, Magnitude in p.u.
CHEN\CHENA (AIS) 220 kV B2: u, Magnitude in p.u.
SANTA ISABEL 220 kV\SANTA ISABEL 220 kV B1: u, Magnitude in p.u.
LaCand\CANDELARIA 220 kV B1: u, Magnitude in p.u.
PNEG\PUENTE NEGRO 220 kV B1: u, Magnitude in p.u.

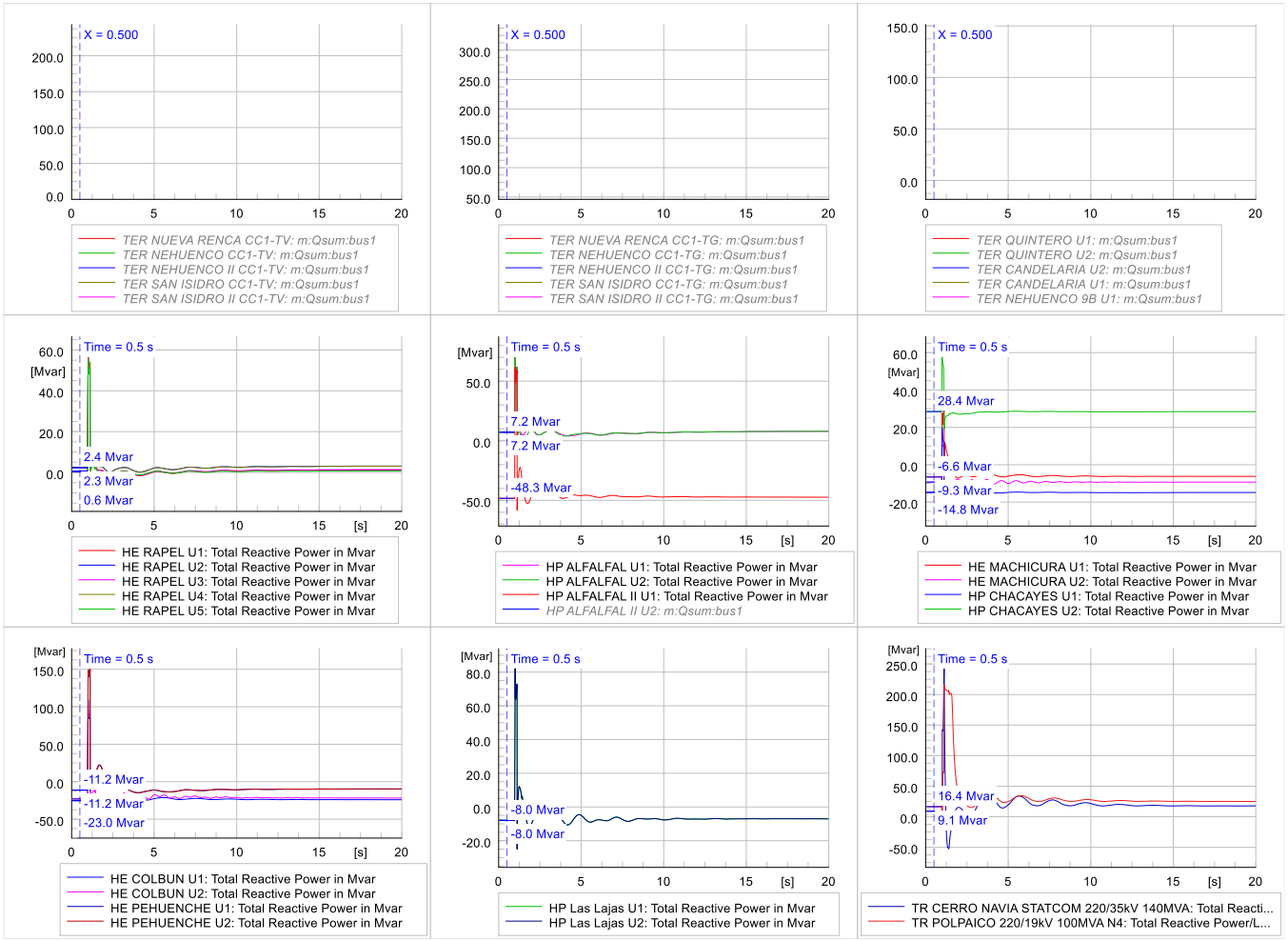
X = 0.500
TER NUEVA RENCA CC1-TV: m:Qsum:bus1
TER NEHUENCO CC1-TV: m:Qsum:bus1
TER NEHUENCO II CC1-TV: m:Qsum:bus1
TER SAN ISIDRO CC1-TV: m:Qsum:bus1
TER SAN ISIDRO II CC1-TV: m:Qsum:bus1
X = 0.500
TER NUEVA RENCA CC1-TG: m:Qsum:bus1
TER NEHUENCO CC1-TG: m:Qsum:bus1
TER NEHUENCO II CC1-TG: m:Qsum:bus1
TER SAN ISIDRO CC1-TG: m:Qsum:bus1
TER SAN ISIDRO II CC1-TG: m:Qsum:bus1
X = 0.500
TER QUINTERO U1: m:Qsum:bus1
TER QUINTERO U2: m:Qsum:bus1
TER CANDELARIA U2: m:Qsum:bus1
TER CANDELARIA U1: m:Qsum:bus1
TER NEHUENCO 9B U1: m:Qsum:bus1
Time = 0.5 s
[Mvar]
2.4 Mvar
2.3 Mvar
0.6 Mvar
[s]
HE RAPEL U1: Total Reactive Power in Mvar
HE RAPEL U2: Total Reactive Power in Mvar
HE RAPEL U3: Total Reactive Power in Mvar
HE RAPEL U4: Total Reactive Power in Mvar
HE RAPEL U5: Total Reactive Power in Mvar
Time = 0.5 s
[Mvar]
7.2 Mvar
7.2 Mvar
-48.3 Mvar
[s]
HP ALFALFAL U1: Total Reactive Power in Mvar
HP ALFALFAL U2: Total Reactive Power in Mvar
HP ALFALFAL II U1: Total Reactive Power in Mvar
HP ALFALFAL II U2: m:Qsum:bus1
Time = 0.5 s
[Mvar]
28.4 Mvar
-6.6 Mvar
-9.3 Mvar
-14.8 Mvar
[s]
HE MACHICURA U1: Total Reactive Power in Mvar
HE MACHICURA U2: Total Reactive Power in Mvar
HP CHACAYES U1: Total Reactive Power in Mvar
HP CHACAYES U2: Total Reactive Power in Mvar
Time = 0.5 s
[Mvar]
-11.2 Mvar
-11.2 Mvar
-23.0 Mvar
[s]
HE COLBUN U1: Total Reactive Power in Mvar
HE COLBUN U2: Total Reactive Power in Mvar
HE PEHUENCHE U1: Total Reactive Power in Mvar
HE PEHUENCHE U2: Total Reactive Power in Mvar
Time = 0.5 s
[Mvar]
-8.0 Mvar
-8.0 Mvar
[s]
HP Las Lajas U1: Total Reactive Power in Mvar
HP Las Lajas U2: Total Reactive Power in Mvar
Time = 0.5 s
[Mvar]
16.4 Mvar
9.1 Mvar
[s]
TR CERRO NAVIA STATCOM 220/35kV 140MVA: Total Reacti...
TR POLPAICO 220/19kV 100MVA N4: Total Reactive Power/L...

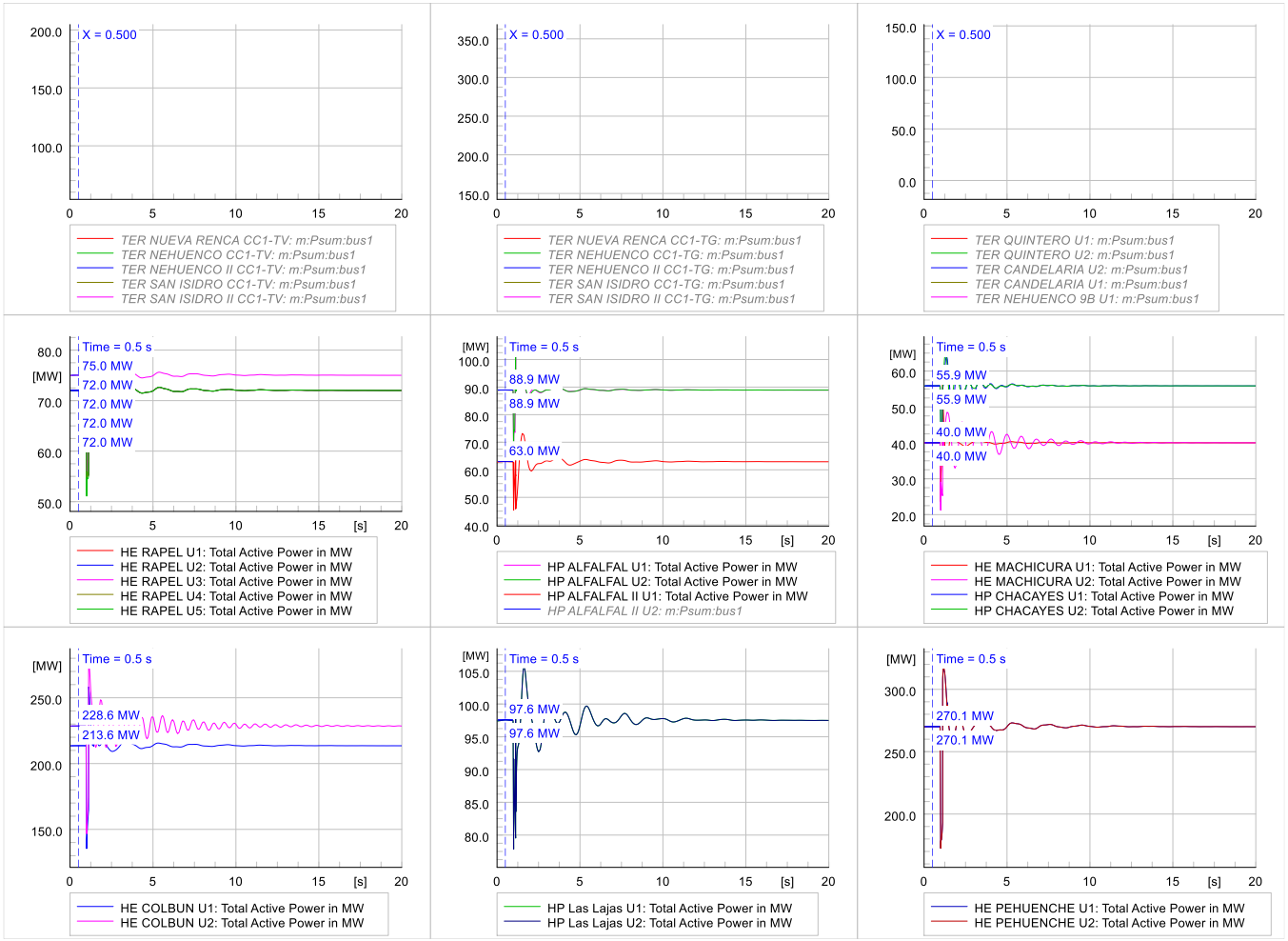
X = 0.500
TER NUEVA RENCA CC1-TV: m:Psum:bus1
TER NEHUENCO CC1-TV: m:Psum:bus1
TER NEHUENCO II CC1-TV: m:Psum:bus1
TER SAN ISIDRO CC1-TV: m:Psum:bus1
TER SAN ISIDRO II CC1-TV: m:Psum:bus1
X = 0.500
TER NUEVA RENCA CC1-TG: m:Psum:bus1
TER NEHUENCO CC1-TG: m:Psum:bus1
TER NEHUENCO II CC1-TG: m:Psum:bus1
TER SAN ISIDRO CC1-TG: m:Psum:bus1
TER SAN ISIDRO II CC1-TG: m:Psum:bus1
X = 0.500
TER QUINTERO U1: m:Psum:bus1
TER QUINTERO U2: m:Psum:bus1
TER CANDELARIA U2: m:Psum:bus1
TER CANDELARIA U1: m:Psum:bus1
TER NEHUENCO 9B U1: m:Psum:bus1
Time = 0.5 s
75.0 MW
72.0 MW
72.0 MW
72.0 MW
72.0 MW
HE RAPEL U1: Total Active Power in MW
HE RAPEL U2: Total Active Power in MW
HE RAPEL U3: Total Active Power in MW
HE RAPEL U4: Total Active Power in MW
HE RAPEL U5: Total Active Power in MW
Time = 0.5 s
88.9 MW
88.9 MW
63.0 MW
HP ALFALFAL U1: Total Active Power in MW
HP ALFALFAL U2: Total Active Power in MW
HP ALFALFAL II U1: Total Active Power in MW
HP ALFALFAL II U2: m:Psum:bus1
Time = 0.5 s
55.9 MW
55.9 MW
40.0 MW
40.0 MW
HE MACHICURA U1: Total Active Power in MW
HE MACHICURA U2: Total Active Power in MW
HP CHACAYES U1: Total Active Power in MW
HP CHACAYES U2: Total Active Power in MW
Time = 0.5 s
228.6 MW
213.6 MW
HE COLBUN U1: Total Active Power in MW
HE COLBUN U2: Total Active Power in MW
Time = 0.5 s
97.6 MW
97.6 MW
HP Las Lajas U1: Total Active Power in MW
HP Las Lajas U2: Total Active Power in MW
Time = 0.5 s
270.1 MW
270.1 MW
HE PEHUENCHE U1: Total Active Power in MW
HE PEHUENCHE U2: Total Active Power in MW

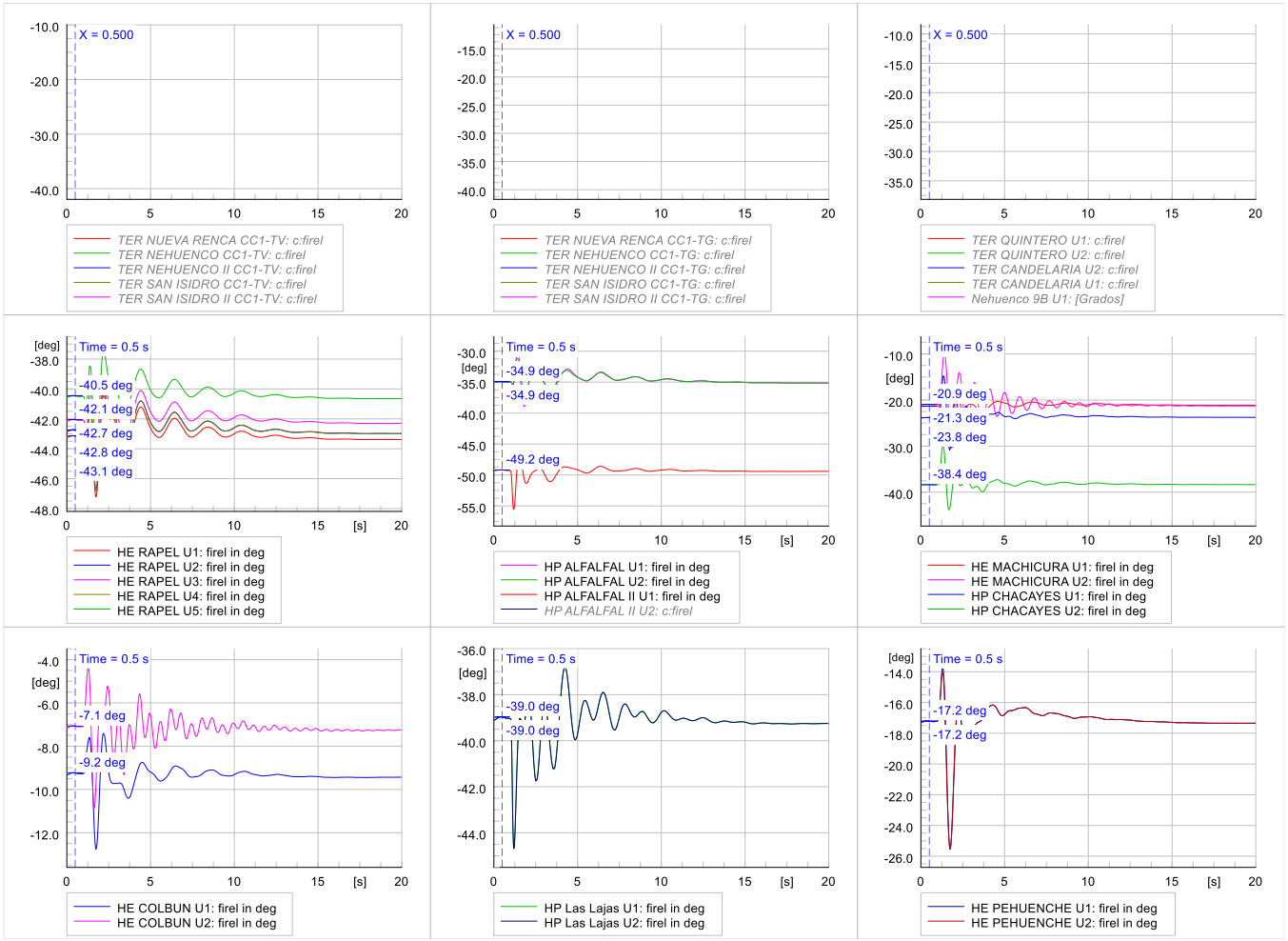
X = 0.500
TER NUEVA RENCA CC1-TV: c:firel
TER NEHUENCO CC1-TV: c:firel
TER NEHUENCO II CC1-TV: c:firel
TER SAN ISIDRO CC1-TV: c:firel
TER SAN ISIDRO II CC1-TV: c:firel
X = 0.500
TER NUEVA RENCA CC1-TG: c:firel
TER NEHUENCO CC1-TG: c:firel
TER NEHUENCO II CC1-TG: c:firel
TER SAN ISIDRO CC1-TG: c:firel
TER SAN ISIDRO II CC1-TG: c:firel
X = 0.500
TER QUINTERO U1: c:firel
TER QUINTERO U2: c:firel
TER CANDELARIA U2: c:firel
TER CANDELARIA U1: c:firel
Nehuenco 9B U1: [Grados]
Time = 0.5 s
-40.5 deg
-42.1 deg
-42.7 deg
-42.8 deg
-43.1 deg
HE RAPEL U1: firel in deg
HE RAPEL U2: firel in deg
HE RAPEL U3: firel in deg
HE RAPEL U4: firel in deg
HE RAPEL U5: firel in deg
Time = 0.5 s
-34.9 deg
-34.9 deg
-49.2 deg
HP ALFALFAL U1: firel in deg
HP ALFALFAL U2: firel in deg
HP ALFALFAL II U1: firel in deg
HP ALFALFAL II U2: c:firel
Time = 0.5 s
-20.9 deg
-21.3 deg
-23.8 deg
-38.4 deg
HE MACHICURA U1: firel in deg
HE MACHICURA U2: firel in deg
HP CHACAYES U1: firel in deg
HP CHACAYES U2: firel in deg
Time = 0.5 s
-7.1 deg
-9.2 deg
HE COLBUN U1: firel in deg
HE COLBUN U2: firel in deg
Time = 0.5 s
-39.0 deg
-39.0 deg
HP Las Lajas U1: firel in deg
HP Las Lajas U2: firel in deg
Time = 0.5 s
-17.2 deg
-17.2 deg
HE PEHUENCHE U1: firel in deg
HE PEHUENCHE U2: firel in deg

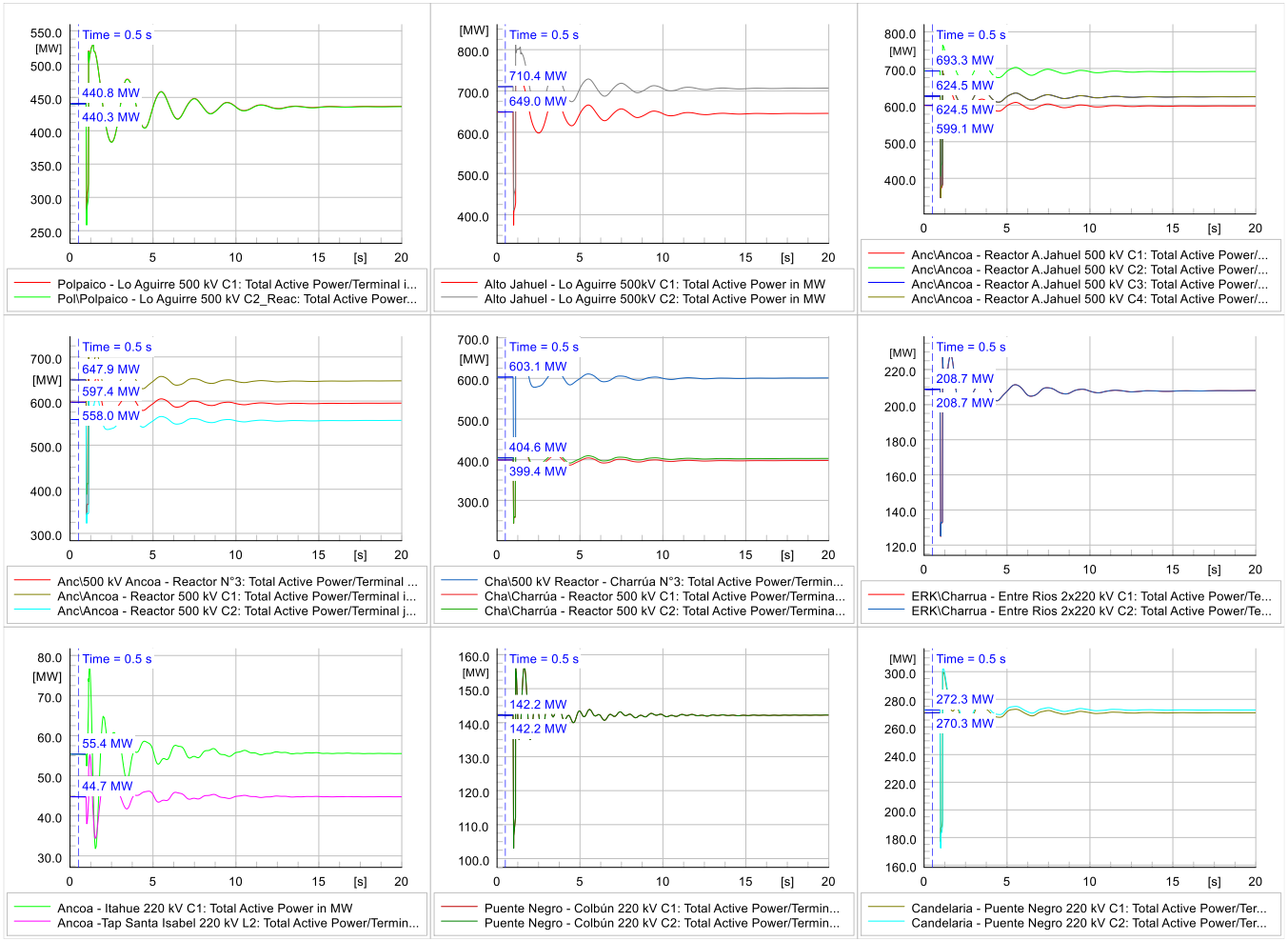
Time = 0.5 s
440.8 MW
440.3 MW
Polpaico - Lo Aguirre 500 kV C1: Total Active Power/Terminal i...
Pol\Polpaico - Lo Aguirre 500 kV C2_Reac: Total Active Power...
710.4 MW
649.0 MW
Alto Jahuel - Lo Aguirre 500kV C1: Total Active Power in MW
Alto Jahuel - Lo Aguirre 500kV C2: Total Active Power in MW
693.3 MW
624.5 MW
624.5 MW
599.1 MW
Anc\Ancoa - Reactor A.Jahuel 500 kV C1: Total Active Power/...
Anc\Ancoa - Reactor A.Jahuel 500 kV C2: Total Active Power/...
Anc\Ancoa - Reactor A.Jahuel 500 kV C3: Total Active Power/...
Anc\Ancoa - Reactor A.Jahuel 500 kV C4: Total Active Power/...
647.9 MW
597.4 MW
558.0 MW
Anc\500 kV Ancoa - Reactor N°3: Total Active Power/Terminal ...
Anc\Ancoa - Reactor 500 kV C1: Total Active Power/Terminal i...
Anc\Ancoa - Reactor 500 kV C2: Total Active Power/Terminal j...
603.1 MW
404.6 MW
399.4 MW
Cha\500 kV Reactor - Charrúa N°3: Total Active Power/Termin...
Cha\Charrúa - Reactor 500 kV C1: Total Active Power/Termina...
Cha\Charrúa - Reactor 500 kV C2: Total Active Power/Termina...
208.7 MW
208.7 MW
ERK\Charrua - Entre Rios 2x220 kV C1: Total Active Power/Te...
ERK\Charrua - Entre Rios 2x220 kV C2: Total Active Power/Te...
55.4 MW
44.7 MW
Ancoa - Itahue 220 kV C1: Total Active Power in MW
Ancoa -Tap Santa Isabel 220 kV L2: Total Active Power/Termin...
142.2 MW
142.2 MW
Puente Negro - Colbún 220 kV C1: Total Active Power/Termin...
Puente Negro - Colbún 220 kV C2: Total Active Power/Termin...
272.3 MW
270.3 MW
Candelaria - Puente Negro 220 kV C1: Total Active Power/Ter...
Candelaria - Puente Negro 220 kV C2: Total Active Power/Ter...

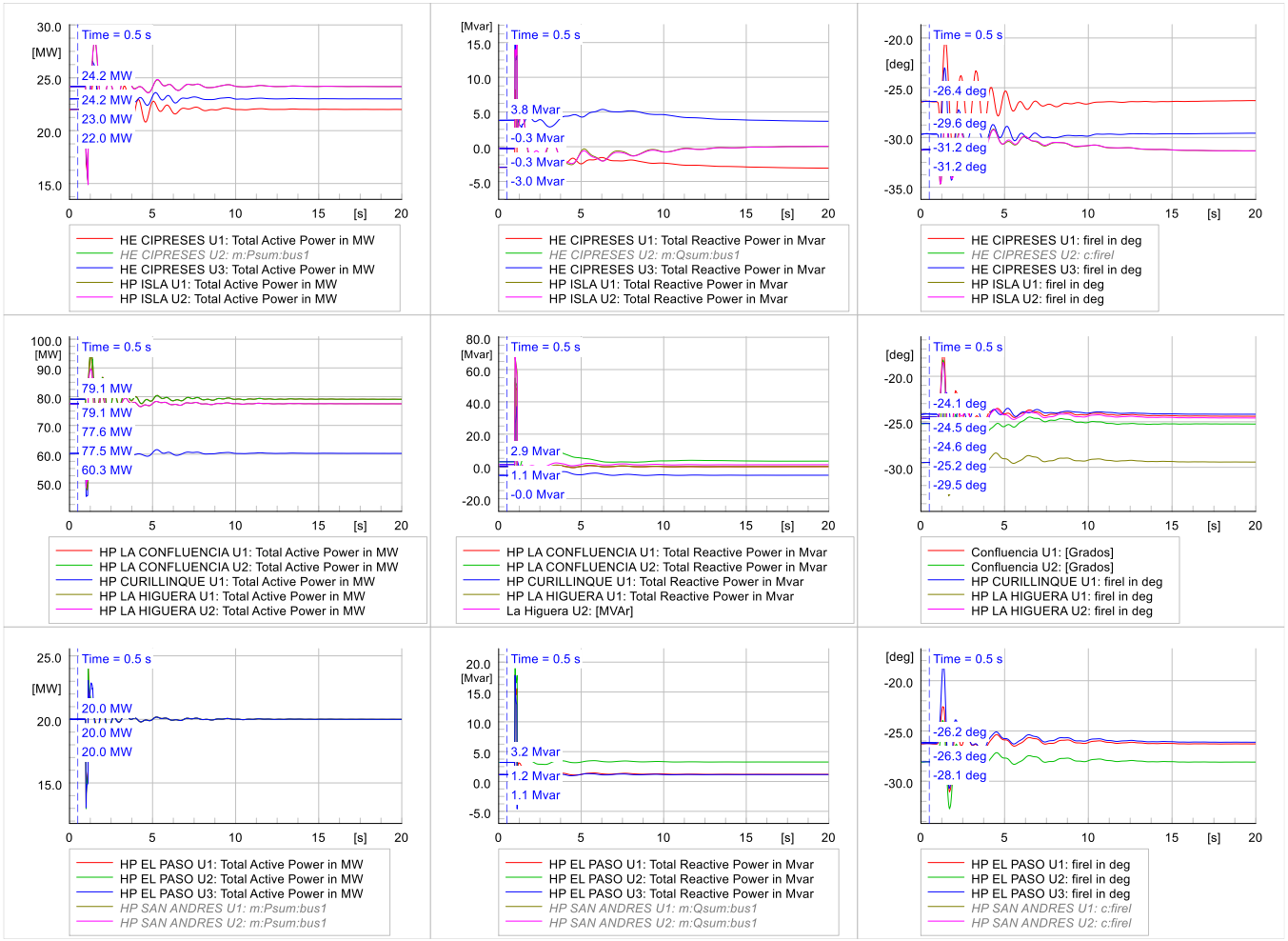
Time = 0.5 s
[MW]
24.2 MW
24.2 MW
23.0 MW
22.0 MW
HE CIPRESES U1: Total Active Power in MW
HE CIPRESES U2: m:Psum:bus1
HE CIPRESES U3: Total Active Power in MW
HP ISLA U1: Total Active Power in MW
HP ISLA U2: Total Active Power in MW
[Mvar]
3.8 Mvar
-0.3 Mvar
-0.3 Mvar
-3.0 Mvar
HE CIPRESES U1: Total Reactive Power in Mvar
HE CIPRESES U2: m:Qsum:bus1
HE CIPRESES U3: Total Reactive Power in Mvar
HP ISLA U1: Total Reactive Power in Mvar
HP ISLA U2: Total Reactive Power in Mvar
[deg]
-26.4 deg
-29.6 deg
-31.2 deg
-31.2 deg
HE CIPRESES U1: firel in deg
HE CIPRESES U2: c:firel
HE CIPRESES U3: firel in deg
HP ISLA U1: firel in deg
HP ISLA U2: firel in deg
79.1 MW
79.1 MW
77.6 MW
77.5 MW
60.3 MW
HP LA CONFLUENCIA U1: Total Active Power in MW
HP LA CONFLUENCIA U2: Total Active Power in MW
HP CURILLINQUE U1: Total Active Power in MW
HP LA HIGUERA U1: Total Active Power in MW
HP LA HIGUERA U2: Total Active Power in MW
2.9 Mvar
1.1 Mvar
-0.0 Mvar
HP LA CONFLUENCIA U1: Total Reactive Power in Mvar
HP LA CONFLUENCIA U2: Total Reactive Power in Mvar
HP CURILLINQUE U1: Total Reactive Power in Mvar
HP LA HIGUERA U1: Total Reactive Power in Mvar
La Higuera U2: [MVAr]
-24.1 deg
-24.5 deg
-24.6 deg
-25.2 deg
-29.5 deg
Confluencia U1: [Grados]
Confluencia U2: [Grados]
HP CURILLINQUE U1: firel in deg
HP LA HIGUERA U1: firel in deg
HP LA HIGUERA U2: firel in deg
20.0 MW
20.0 MW
20.0 MW
HP EL PASO U1: Total Active Power in MW
HP EL PASO U2: Total Active Power in MW
HP EL PASO U3: Total Active Power in MW
HP SAN ANDRES U1: m:Psum:bus1
HP SAN ANDRES U2: m:Psum:bus1
3.2 Mvar
1.2 Mvar
1.1 Mvar
HP EL PASO U1: Total Reactive Power in Mvar
HP EL PASO U2: Total Reactive Power in Mvar
HP EL PASO U3: Total Reactive Power in Mvar
HP SAN ANDRES U1: m:Qsum:bus1
HP SAN ANDRES U2: m:Qsum:bus1
-26.2 deg
-26.3 deg
-28.1 deg
HP EL PASO U1: firel in deg
HP EL PASO U2: firel in deg
HP EL PASO U3: firel in deg
HP SAN ANDRES U1: c:firel
HP SAN ANDRES U2: c:firel

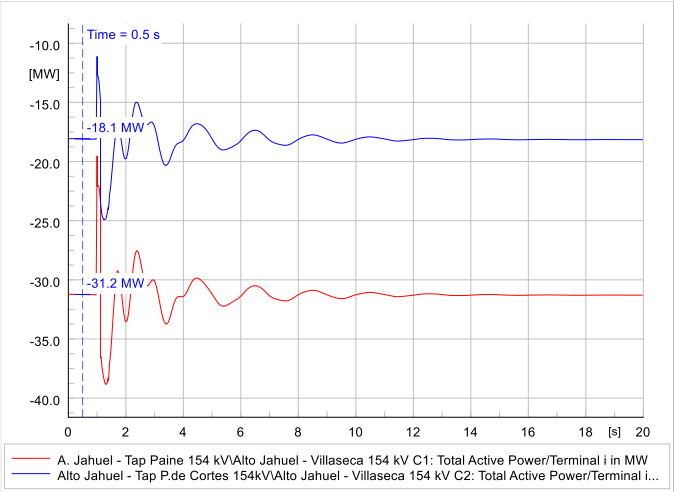
Time = 0.5 s
-18.1 MW
-31.2 MW
[MW]
[s]
A. Jahuel - Tap Paine 154 kV\Alto Jahuel - Villaseca 154 kV C1: Total Active Power/Terminal i in MW
Alto Jahuel - Tap P.de Cortes 154kV\Alto Jahuel - Villaseca 154 kV C2: Total Active Power/Terminal i...

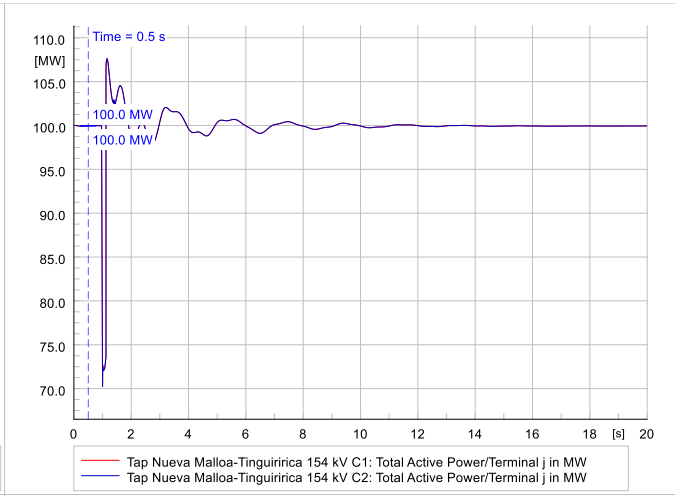
Time = 0.5 s
100.0 MW
100.0 MW
[MW]
[s]
Tap Nueva Malloa-Tinguiririca 154 kV C1: Total Active Power/Terminal j in MW
Tap Nueva Malloa-Tinguiririca 154 kV C2: Total Active Power/Terminal j in MW

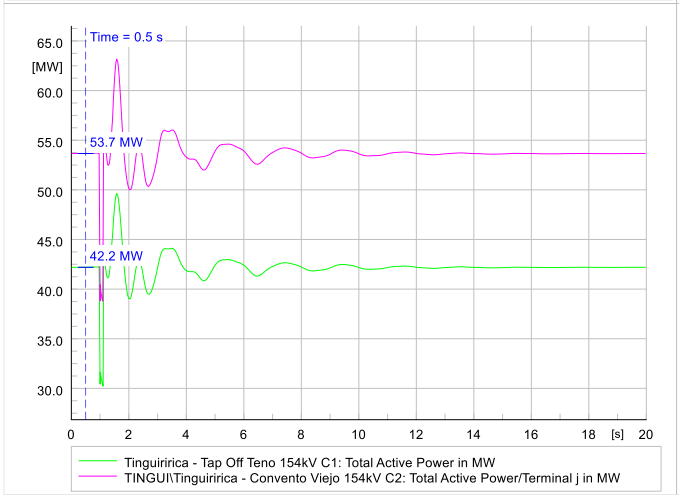
Time = 0.5 s
53.7 MW
42.2 MW
[MW]
[s]
Tinguiririca - Tap Off Teno 154kV C1: Total Active Power in MW
TINGUI\Tinguiririca - Convento Viejo 154kV C2: Total Active Power/Terminal j in MW

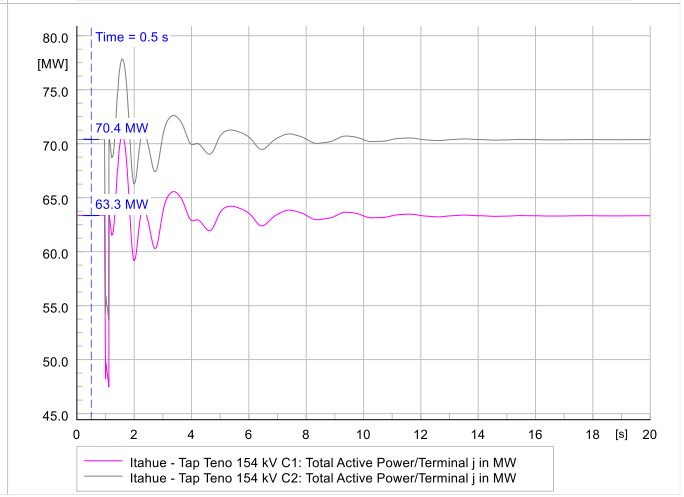
Time = 0.5 s
70.4 MW
63.3 MW
[MW]
[s]
Itahue - Tap Teno 154 kV C1: Total Active Power/Terminal j in MW
Itahue - Tap Teno 154 kV C2: Total Active Power/Terminal j in MW

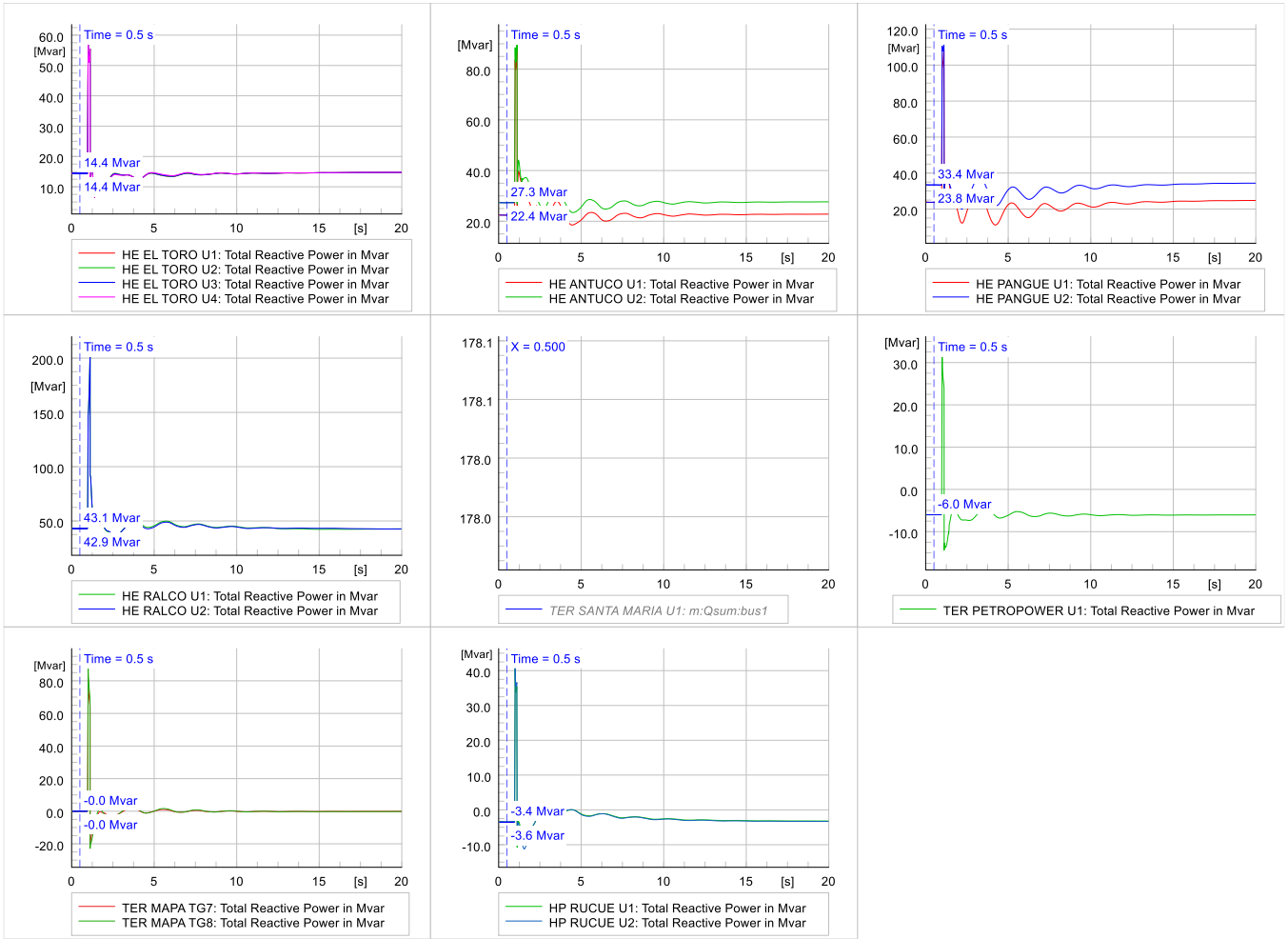
Time = 0.5 s
14.4 Mvar
14.4 Mvar
HE EL TORO U1: Total Reactive Power in Mvar
HE EL TORO U2: Total Reactive Power in Mvar
HE EL TORO U3: Total Reactive Power in Mvar
HE EL TORO U4: Total Reactive Power in Mvar
27.3 Mvar
22.4 Mvar
HE ANTUCO U1: Total Reactive Power in Mvar
HE ANTUCO U2: Total Reactive Power in Mvar
33.4 Mvar
23.8 Mvar
HE PANGUE U1: Total Reactive Power in Mvar
HE PANGUE U2: Total Reactive Power in Mvar
43.1 Mvar
42.9 Mvar
HE RALCO U1: Total Reactive Power in Mvar
HE RALCO U2: Total Reactive Power in Mvar
X = 0.500
TER SANTA MARIA U1: m:Qsum:bus1
-6.0 Mvar
TER PETROPOWER U1: Total Reactive Power in Mvar
-0.0 Mvar
-0.0 Mvar
TER MAPA TG7: Total Reactive Power in Mvar
TER MAPA TG8: Total Reactive Power in Mvar
-3.4 Mvar
-3.6 Mvar
HP RUCUE U1: Total Reactive Power in Mvar
HP RUCUE U2: Total Reactive Power in Mvar

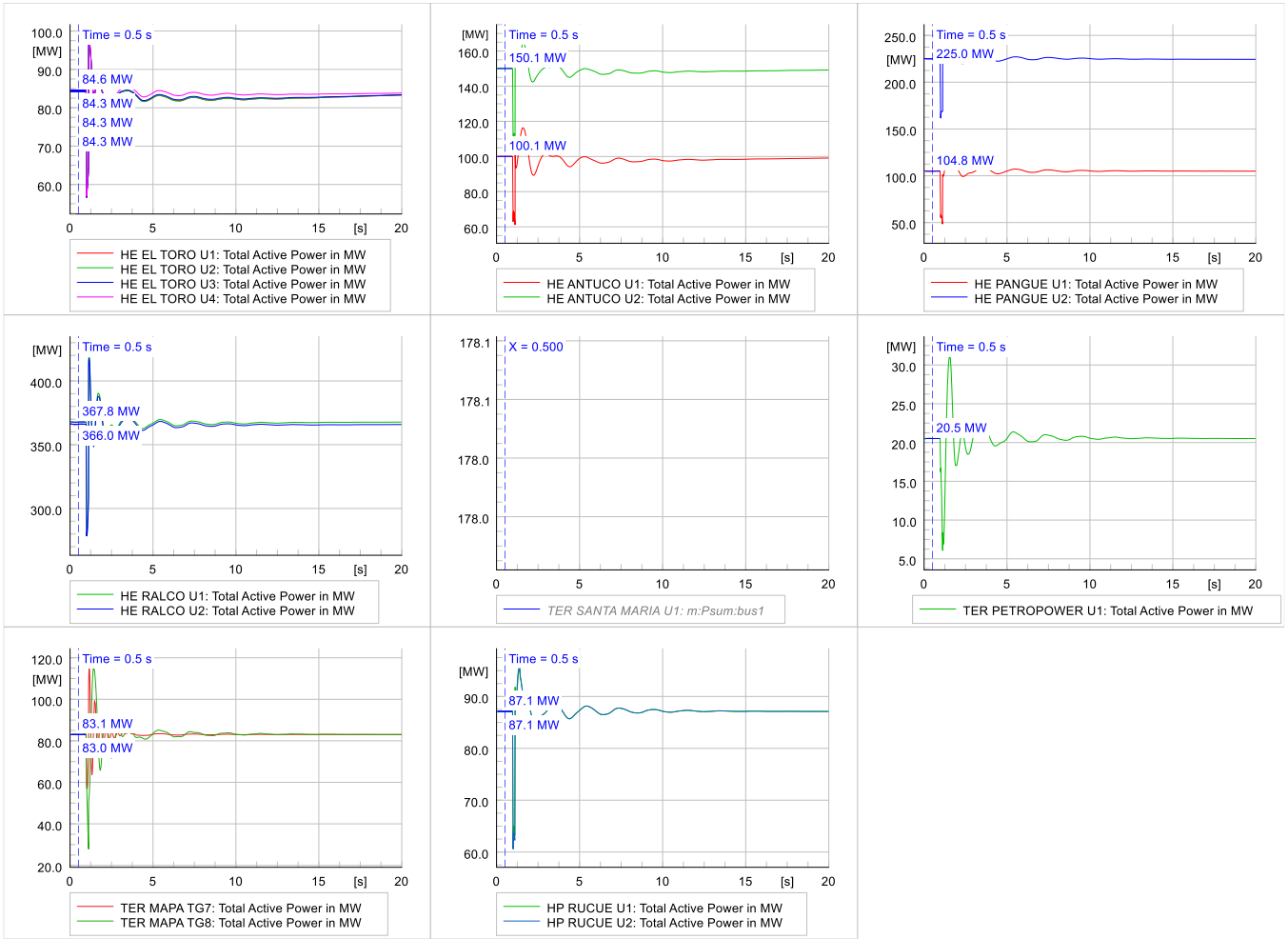
Time = 0.5 s
84.6 MW
84.3 MW
84.3 MW
84.3 MW
HE EL TORO U1: Total Active Power in MW
HE EL TORO U2: Total Active Power in MW
HE EL TORO U3: Total Active Power in MW
HE EL TORO U4: Total Active Power in MW
Time = 0.5 s
150.1 MW
100.1 MW
HE ANTUCO U1: Total Active Power in MW
HE ANTUCO U2: Total Active Power in MW
Time = 0.5 s
225.0 MW
104.8 MW
HE PANGUE U1: Total Active Power in MW
HE PANGUE U2: Total Active Power in MW
Time = 0.5 s
367.8 MW
366.0 MW
HE RALCO U1: Total Active Power in MW
HE RALCO U2: Total Active Power in MW
X = 0.500
TER SANTA MARIA U1: m:Psum:bus1
Time = 0.5 s
20.5 MW
TER PETROPOWER U1: Total Active Power in MW
Time = 0.5 s
83.1 MW
83.0 MW
TER MAPA TG7: Total Active Power in MW
TER MAPA TG8: Total Active Power in MW
Time = 0.5 s
87.1 MW
87.1 MW
HP RUCUE U1: Total Active Power in MW
HP RUCUE U2: Total Active Power in MW

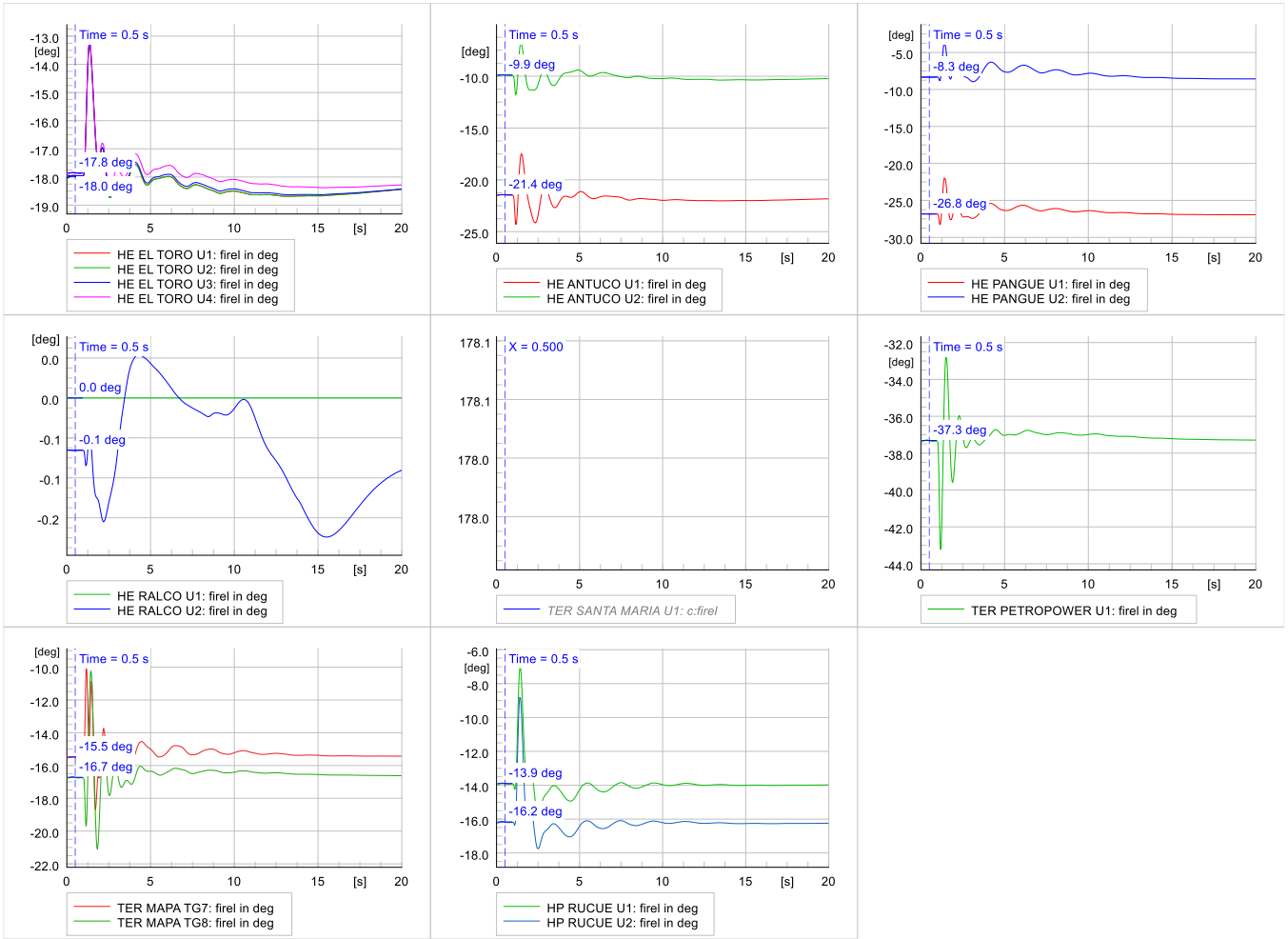
Time = 0.5 s
-17.8 deg
-18.0 deg
HE EL TORO U1: firel in deg
HE EL TORO U2: firel in deg
HE EL TORO U3: firel in deg
HE EL TORO U4: firel in deg
-9.9 deg
-21.4 deg
HE ANTUCO U1: firel in deg
HE ANTUCO U2: firel in deg
-8.3 deg
-26.8 deg
HE PANGUE U1: firel in deg
HE PANGUE U2: firel in deg
0.0 deg
-0.1 deg
HE RALCO U1: firel in deg
HE RALCO U2: firel in deg
X = 0.500
TER SANTA MARIA U1: c:firel
-37.3 deg
TER PETROPOWER U1: firel in deg
-15.5 deg
-16.7 deg
TER MAPA TG7: firel in deg
TER MAPA TG8: firel in deg
-13.9 deg
-16.2 deg
HP RUCUE U1: firel in deg
HP RUCUE U2: firel in deg

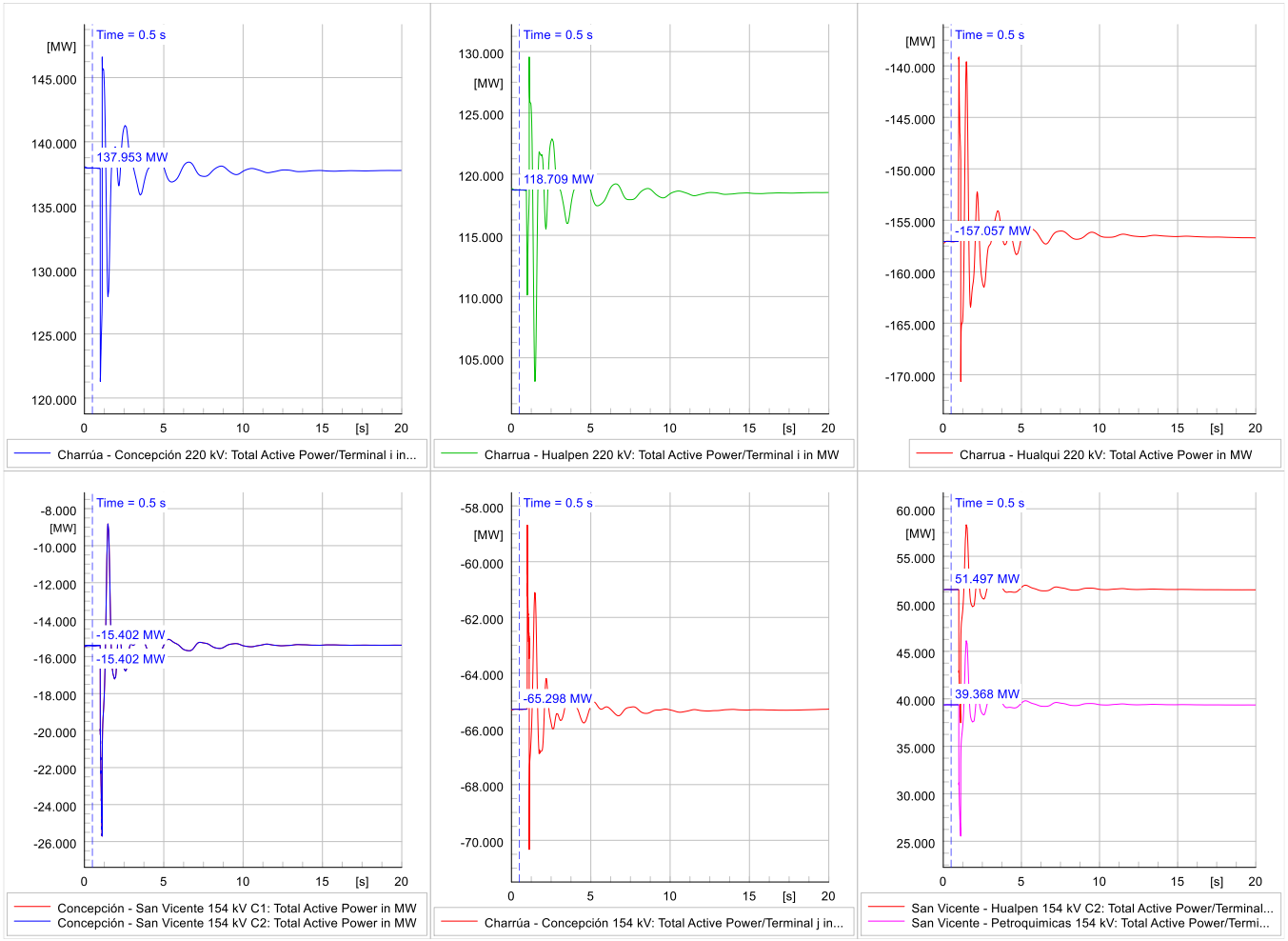
Time = 0.5 s
[MW]
137.953 MW
Charrúa - Concepción 220 kV: Total Active Power/Terminal i in...
Time = 0.5 s
[MW]
118.709 MW
Charrua - Hualpen 220 kV: Total Active Power/Terminal i in MW
Time = 0.5 s
[MW]
-157.057 MW
Charrua - Hualqui 220 kV: Total Active Power in MW
Time = 0.5 s
[MW]
-15.402 MW
-15.402 MW
Concepción - San Vicente 154 kV C1: Total Active Power in MW
Concepción - San Vicente 154 kV C2: Total Active Power in MW
Time = 0.5 s
[MW]
-65.298 MW
Charrúa - Concepción 154 kV: Total Active Power/Terminal j in...
Time = 0.5 s
[MW]
51.497 MW
39.368 MW
San Vicente - Hualpen 154 kV C2: Total Active Power/Terminal...
San Vicente - Petroquimicas 154 kV: Total Active Power/Termi...

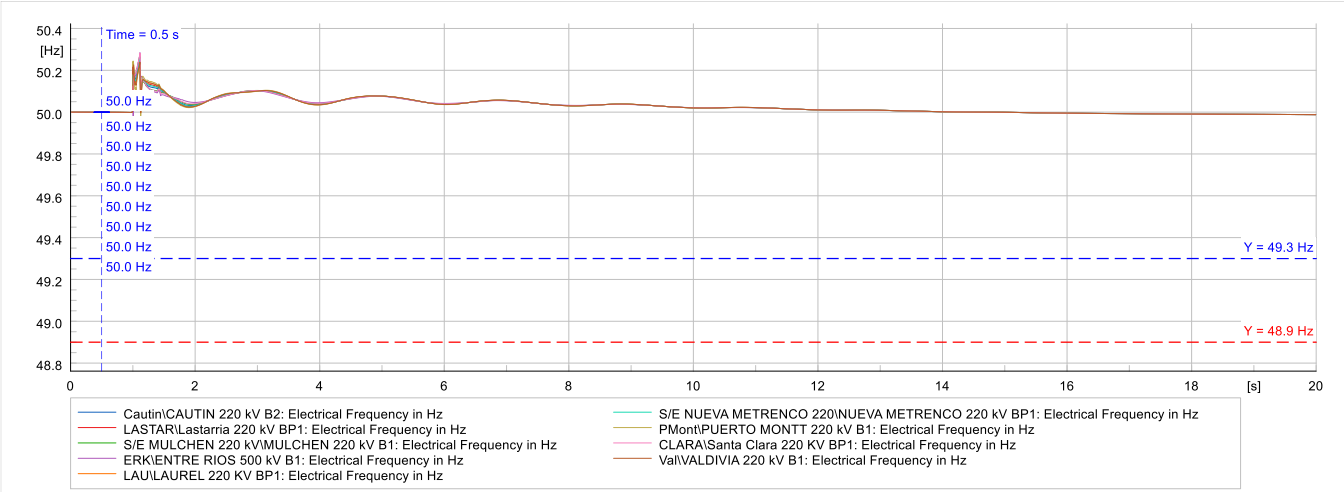
Time = 0.5 s
50.4
[Hz]
50.2
50.0
49.8
49.6
49.4
49.2
49.0
48.8
50.0 Hz
50.0 Hz
50.0 Hz
50.0 Hz
50.0 Hz
50.0 Hz
50.0 Hz
50.0 Hz
50.0 Hz
Y = 49.3 Hz
Y = 48.9 Hz
0
2
4
6
8
10
12
14
16
18
[s]
20
Cautin\CAUTIN 220 kV B2: Electrical Frequency in Hz
LASTAR\Lastarria 220 kV BP1: Electrical Frequency in Hz
S/E MULCHEN 220 kV\MULCHEN 220 kV B1: Electrical Frequency in Hz
ERK\ENTRE RIOS 500 kV B1: Electrical Frequency in Hz
LAU\LAUREL 220 KV BP1: Electrical Frequency in Hz
S/E NUEVA METRENCO 220\NUEVA METRENCO 220 kV BP1: Electrical Frequency in Hz
PMont\PUERTO MONTT 220 kV B1: Electrical Frequency in Hz
CLARA\Santa Clara 220 KV BP1: Electrical Frequency in Hz
Val\VALDIVIA 220 kV B1: Electrical Frequency in Hz

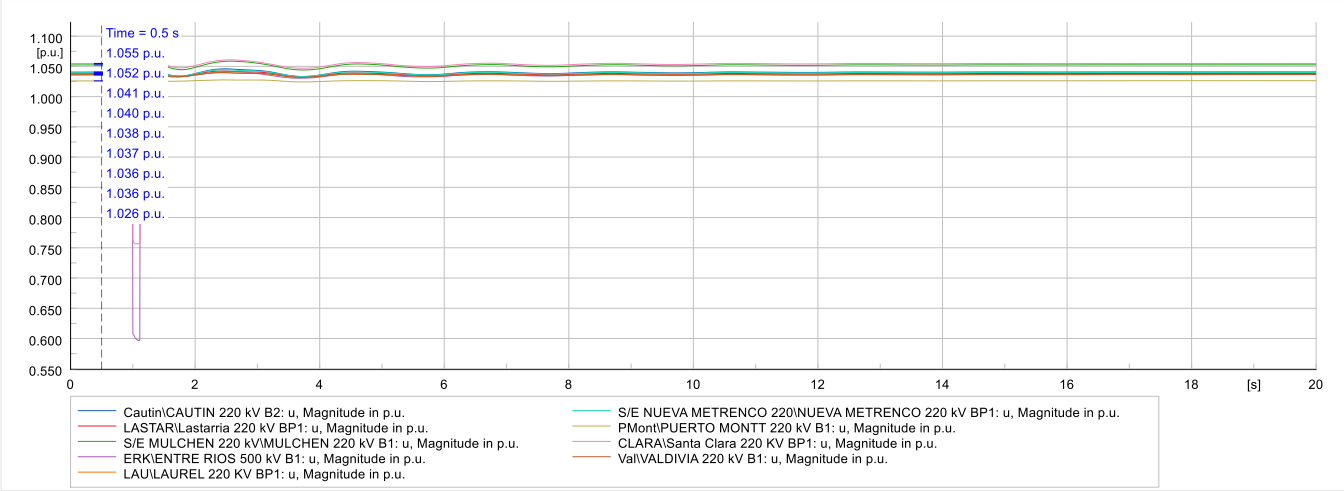
Time = 0.5 s
1.100
[p.u.]
1.050
1.000
0.950
0.900
0.850
0.800
0.750
0.700
0.650
0.600
0.550
1.055 p.u.
1.052 p.u.
1.041 p.u.
1.040 p.u.
1.038 p.u.
1.037 p.u.
1.036 p.u.
1.036 p.u.
1.026 p.u.
0
2
4
6
8
10
12
14
16
18
[s]
20
Cautin\CAUTIN 220 kV B2: u, Magnitude in p.u.
LASTAR\Lastarria 220 kV BP1: u, Magnitude in p.u.
S/E MULCHEN 220 kV\MULCHEN 220 kV B1: u, Magnitude in p.u.
ERK\ENTRE RIOS 500 kV B1: u, Magnitude in p.u.
LAU\LAUREL 220 KV BP1: u, Magnitude in p.u.
S/E NUEVA METRENCO 220\NUEVA METRENCO 220 kV BP1: u, Magnitude in p.u.
PMont\PUERTO MONTT 220 kV B1: u, Magnitude in p.u.
CLARA\Santa Clara 220 KV BP1: u, Magnitude in p.u.
Val\VALDIVIA 220 kV B1: u, Magnitude in p.u.

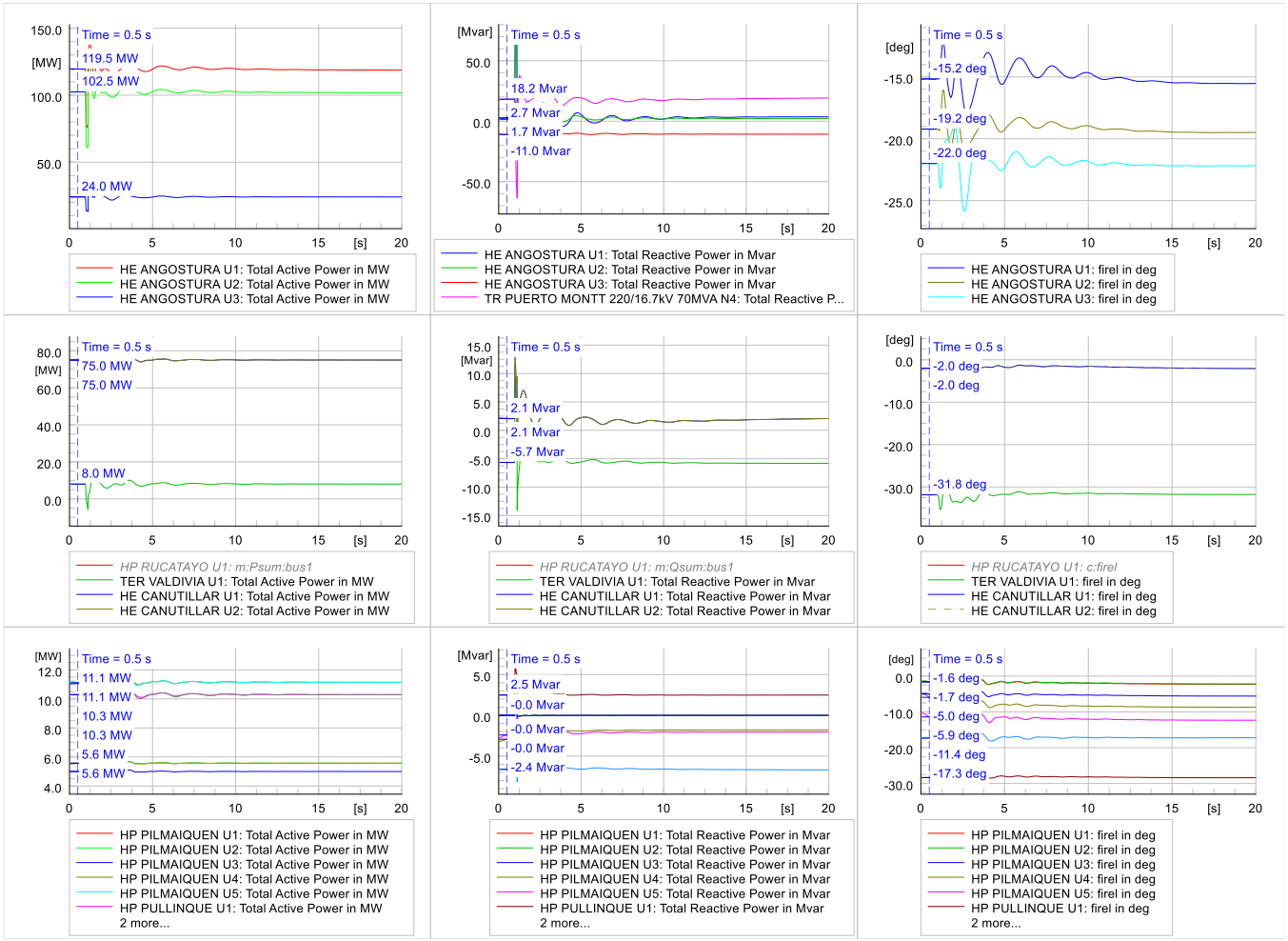
Time = 0.5 s
119.5 MW
102.5 MW
24.0 MW
HE ANGOSTURA U1: Total Active Power in MW
HE ANGOSTURA U2: Total Active Power in MW
HE ANGOSTURA U3: Total Active Power in MW
18.2 Mvar
2.7 Mvar
1.7 Mvar
-11.0 Mvar
HE ANGOSTURA U1: Total Reactive Power in Mvar
HE ANGOSTURA U2: Total Reactive Power in Mvar
HE ANGOSTURA U3: Total Reactive Power in Mvar
TR PUERTO MONTT 220/16.7kV 70MVA N4: Total Reactive P...
-15.2 deg
-19.2 deg
-22.0 deg
HE ANGOSTURA U1: firel in deg
HE ANGOSTURA U2: firel in deg
HE ANGOSTURA U3: firel in deg
75.0 MW
75.0 MW
8.0 MW
HP RUCATAYO U1: m:Psum:bus1
TER VALDIVIA U1: Total Active Power in MW
HE CANUTILLAR U1: Total Active Power in MW
HE CANUTILLAR U2: Total Active Power in MW
2.1 Mvar
2.1 Mvar
-5.7 Mvar
HP RUCATAYO U1: m:Qsum:bus1
TER VALDIVIA U1: Total Reactive Power in Mvar
HE CANUTILLAR U1: Total Reactive Power in Mvar
HE CANUTILLAR U2: Total Reactive Power in Mvar
-2.0 deg
-2.0 deg
-31.8 deg
HP RUCATAYO U1: c:firel
TER VALDIVIA U1: firel in deg
HE CANUTILLAR U1: firel in deg
HE CANUTILLAR U2: firel in deg
11.1 MW
11.1 MW
10.3 MW
10.3 MW
5.6 MW
5.6 MW
HP PILMAIQUEN U1: Total Active Power in MW
HP PILMAIQUEN U2: Total Active Power in MW
HP PILMAIQUEN U3: Total Active Power in MW
HP PILMAIQUEN U4: Total Active Power in MW
HP PILMAIQUEN U5: Total Active Power in MW
HP PULLINQUE U1: Total Active Power in MW
2 more...
2.5 Mvar
-0.0 Mvar
-0.0 Mvar
-0.0 Mvar
-2.4 Mvar
HP PILMAIQUEN U1: Total Reactive Power in Mvar
HP PILMAIQUEN U2: Total Reactive Power in Mvar
HP PILMAIQUEN U3: Total Reactive Power in Mvar
HP PILMAIQUEN U4: Total Reactive Power in Mvar
HP PILMAIQUEN U5: Total Reactive Power in Mvar
HP PULLINQUE U1: Total Reactive Power in Mvar
2 more...
-1.6 deg
-1.7 deg
-5.0 deg
-5.9 deg
-11.4 deg
-17.3 deg
HP PILMAIQUEN U1: firel in deg
HP PILMAIQUEN U2: firel in deg
HP PILMAIQUEN U3: firel in deg
HP PILMAIQUEN U4: firel in deg
HP PILMAIQUEN U5: firel in deg
HP PULLINQUE U1: firel in deg
2 more...

17.6 E2 2024_12_09 DA 22 Hrs.- Ancoa - Charrúa 500kV

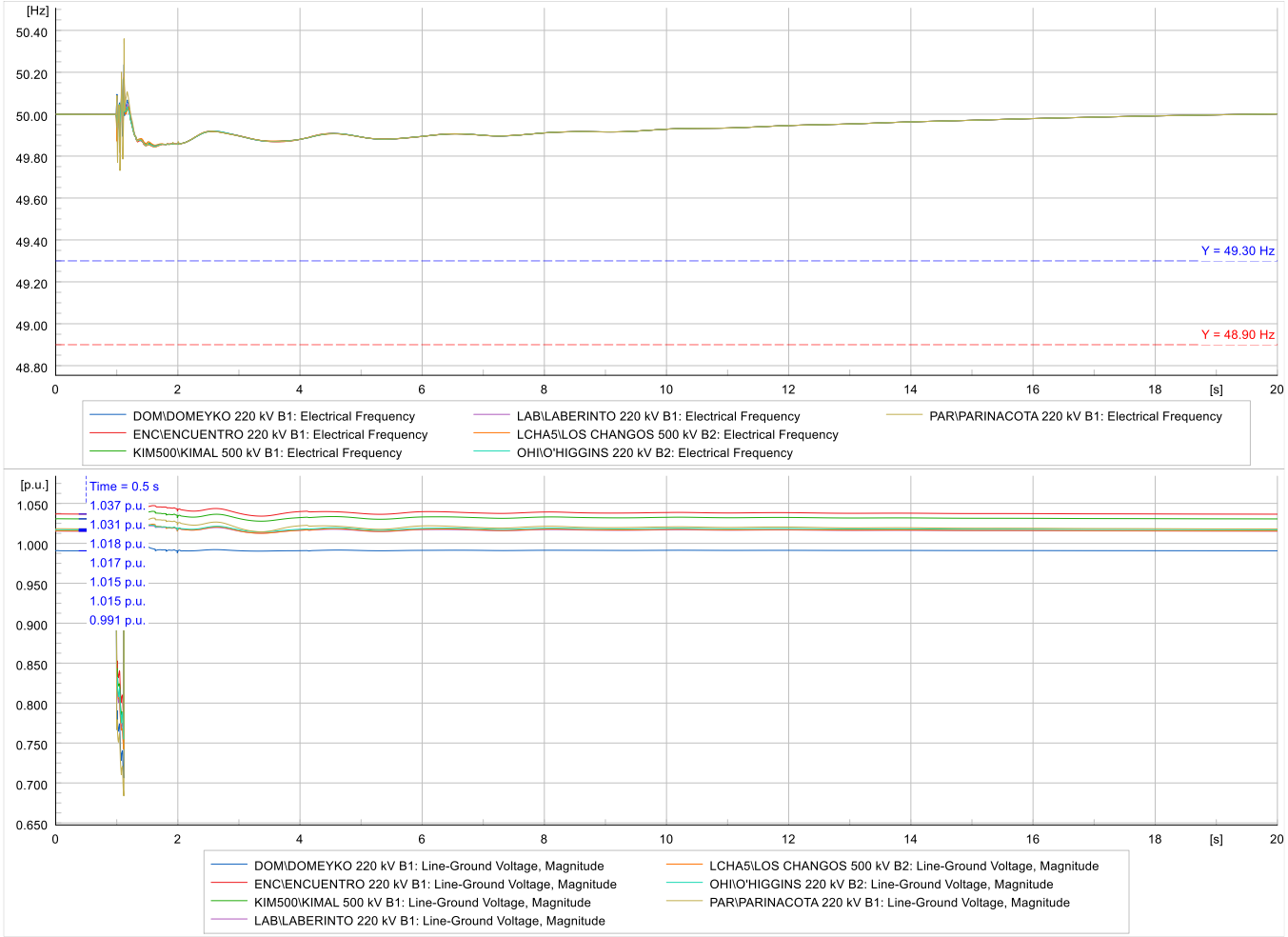

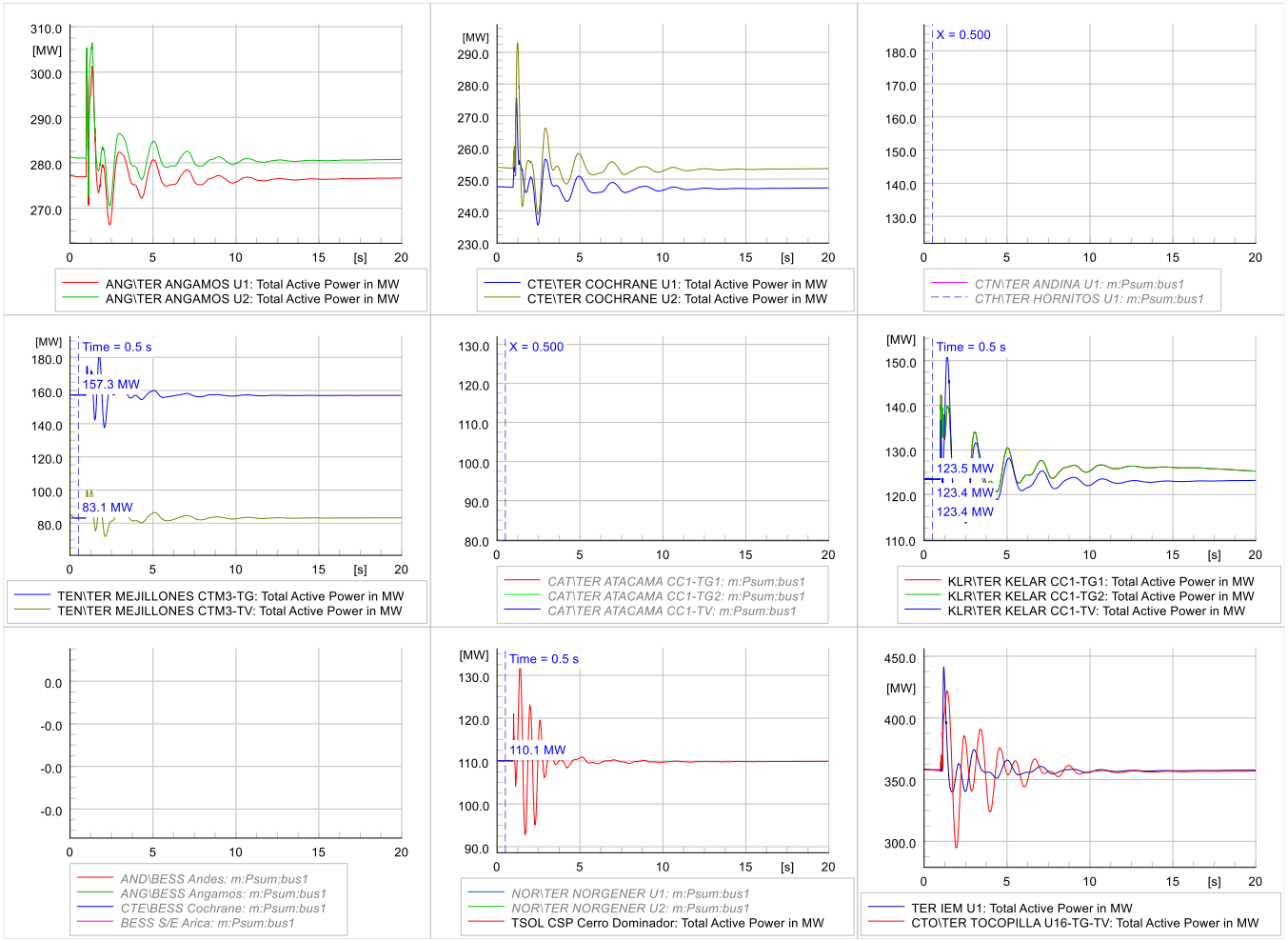
ANG\TER ANGAMOS U1: Total Active Power in MW
ANG\TER ANGAMOS U2: Total Active Power in MW
CTE\TER COCHRANE U1: Total Active Power in MW
CTE\TER COCHRANE U2: Total Active Power in MW
X = 0.500
CTN\TER ANDINA U1: m:Psum:bus1
CTH\TER HORNITOS U1: m:Psum:bus1
Time = 0.5 s
157.3 MW
83.1 MW
TEN\TER MEJILLONES CTM3-TG: Total Active Power in MW
TEN\TER MEJILLONES CTM3-TV: Total Active Power in MW
X = 0.500
CAT\TER ATACAMA CC1-TG1: m:Psum:bus1
CAT\TER ATACAMA CC1-TG2: m:Psum:bus1
CAT\TER ATACAMA CC1-TV: m:Psum:bus1
Time = 0.5 s
123.5 MW
123.4 MW
123.4 MW
KLR\TER KELAR CC1-TG1: Total Active Power in MW
KLR\TER KELAR CC1-TG2: Total Active Power in MW
KLR\TER KELAR CC1-TV: Total Active Power in MW
AND\BESS Andes: m:Psum:bus1
ANG\BESS Angamos: m:Psum:bus1
CTE\BESS Cochrane: m:Psum:bus1
BESS S/E Arica: m:Psum:bus1
Time = 0.5 s
110.1 MW
NOR\TER NORGENER U1: m:Psum:bus1
NOR\TER NORGENER U2: m:Psum:bus1
TSOL CSP Cerro Dominador: Total Active Power in MW
TER IEM U1: Total Active Power in MW
CTO\TER TOCOPILLA U16-TG-TV: Total Active Power in MW

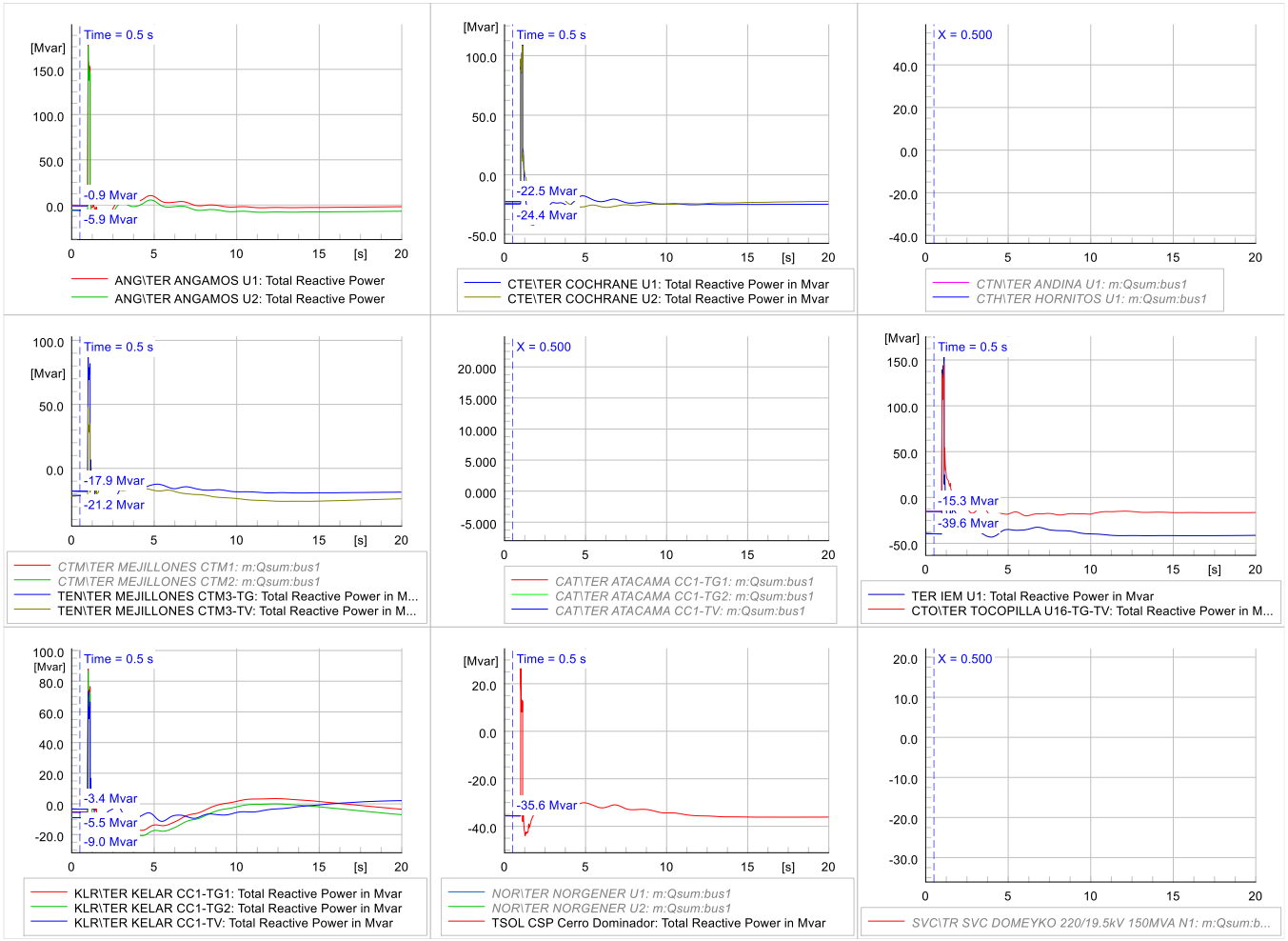
Time = 0.5 s
[Mvar]
-0.9 Mvar
-5.9 Mvar
[s]
ANG\TER ANGAMOS U1: Total Reactive Power
ANG\TER ANGAMOS U2: Total Reactive Power
-22.5 Mvar
-24.4 Mvar
CTE\TER COCHRANE U1: Total Reactive Power in Mvar
CTE\TER COCHRANE U2: Total Reactive Power in Mvar
X = 0.500
CTN\TER ANDINA U1: m:Qsum:bus1
CTH\TER HORNITOS U1: m:Qsum:bus1
-17.9 Mvar
-21.2 Mvar
CTM\TER MEJILLONES CTM1: m:Qsum:bus1
CTM\TER MEJILLONES CTM2: m:Qsum:bus1
TEN\TER MEJILLONES CTM3-TG: Total Reactive Power in M...
TEN\TER MEJILLONES CTM3-TV: Total Reactive Power in M...
CAT\TER ATACAMA CC1-TG1: m:Qsum:bus1
CAT\TER ATACAMA CC1-TG2: m:Qsum:bus1
CAT\TER ATACAMA CC1-TV: m:Qsum:bus1
-15.3 Mvar
-39.6 Mvar
TER IEM U1: Total Reactive Power in Mvar
CTO\TER TOCOPILLA U16-TG-TV: Total Reactive Power in M...
-3.4 Mvar
-5.5 Mvar
-9.0 Mvar
KLR\TER KELAR CC1-TG1: Total Reactive Power in Mvar
KLR\TER KELAR CC1-TG2: Total Reactive Power in Mvar
KLR\TER KELAR CC1-TV: Total Reactive Power in Mvar
-35.6 Mvar
NOR\TER NORGENER U1: m:Qsum:bus1
NOR\TER NORGENER U2: m:Qsum:bus1
TSOL CSP Cerro Dominador: Total Reactive Power in Mvar
SVC\TR SVC DOMEYKO 220/19.5kV 150MVA N1: m:Qsum:b...

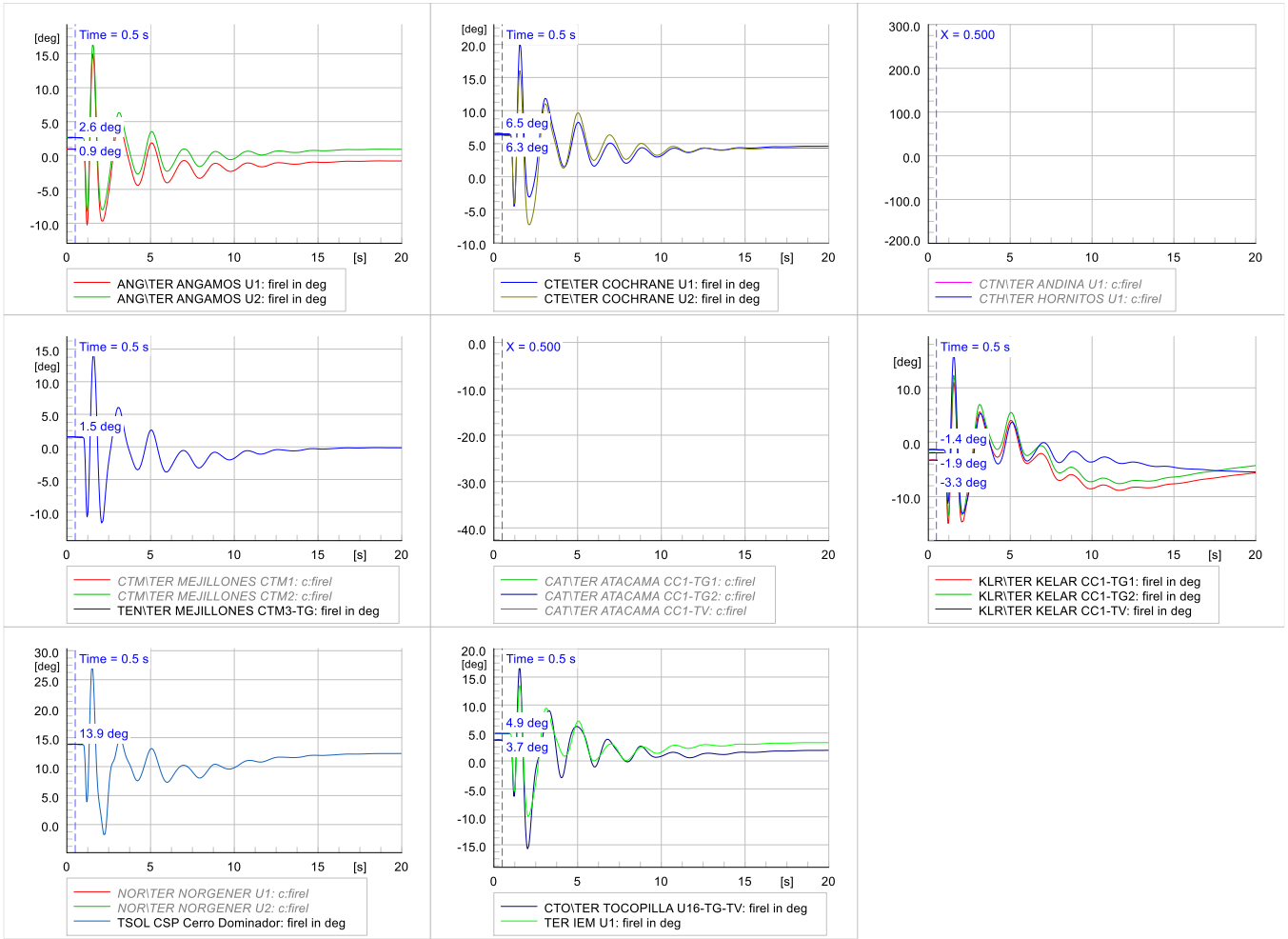
Time = 0.5 s
2.6 deg
0.9 deg
ANG\TER ANGAMOS U1: firel in deg
ANG\TER ANGAMOS U2: firel in deg
Time = 0.5 s
6.5 deg
6.3 deg
CTE\TER COCHRANE U1: firel in deg
CTE\TER COCHRANE U2: firel in deg
X = 0.500
CTN\TER ANDINA U1: c:firel
CTH\TER HORNITOS U1: c:firel
Time = 0.5 s
1.5 deg
CTM\TER MEJILLONES CTM1: c:firel
CTM\TER MEJILLONES CTM2: c:firel
TEN\TER MEJILLONES CTM3-TG: firel in deg
X = 0.500
CAT\TER ATACAMA CC1-TG1: c:firel
CAT\TER ATACAMA CC1-TG2: c:firel
CAT\TER ATACAMA CC1-TV: c:firel
Time = 0.5 s
-1.4 deg
-1.9 deg
-3.3 deg
KLR\TER KELAR CC1-TG1: firel in deg
KLR\TER KELAR CC1-TG2: firel in deg
KLR\TER KELAR CC1-TV: firel in deg
Time = 0.5 s
13.9 deg
NOR\TER NORGENER U1: c:firel
NOR\TER NORGENER U2: c:firel
TSOL CSP Cerro Dominador: firel in deg
Time = 0.5 s
4.9 deg
3.7 deg
CTO\TER TOCOPILLA U16-TG-TV: firel in deg
TER IEM U1: firel in deg

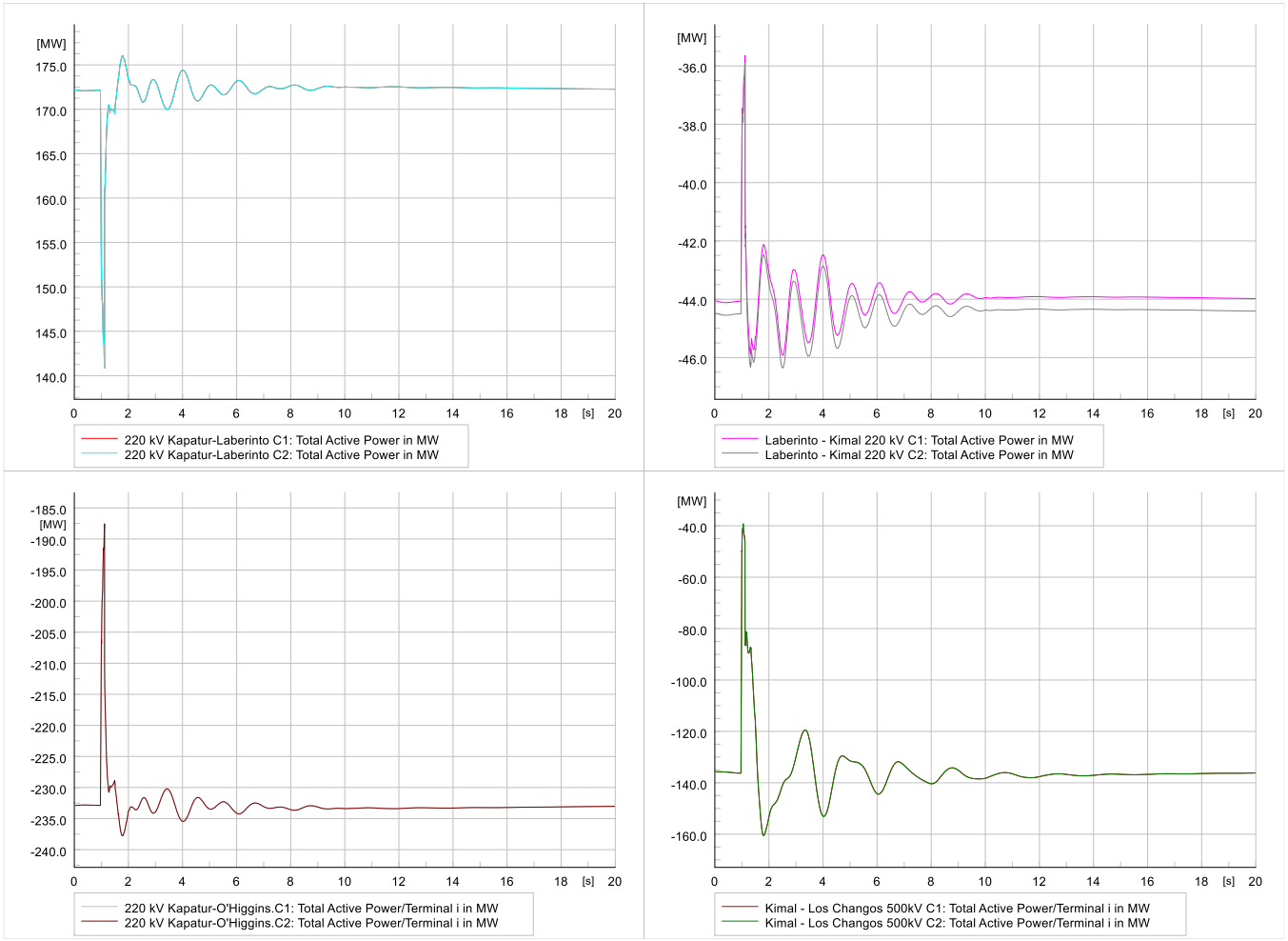
[MW]
175.0
170.0
165.0
160.0
155.0
150.0
145.0
140.0
0 2 4 6 8 10 12 14 16 18 [s] 20
220 kV Kapatur-Laberinto C1: Total Active Power in MW
220 kV Kapatur-Laberinto C2: Total Active Power in MW
[MW]
-36.0
-38.0
-40.0
-42.0
-44.0
-46.0
0 2 4 6 8 10 12 14 16 18 [s] 20
Laberinto - Kimal 220 kV C1: Total Active Power in MW
Laberinto - Kimal 220 kV C2: Total Active Power in MW
-185.0
[MW]
-190.0
-195.0
-200.0
-205.0
-210.0
-215.0
-220.0
-225.0
-230.0
-235.0
-240.0
0 2 4 6 8 10 12 14 16 18 [s] 20
220 kV Kapatur-O'Higgins.C1: Total Active Power/Terminal i in MW
220 kV Kapatur-O'Higgins.C2: Total Active Power/Terminal i in MW
[MW]
-40.0
-60.0
-80.0
-100.0
-120.0
-140.0
-160.0
0 2 4 6 8 10 12 14 16 18 [s] 20
Kimal - Los Changos 500kV C1: Total Active Power/Terminal i in MW
Kimal - Los Changos 500kV C2: Total Active Power/Terminal i in MW

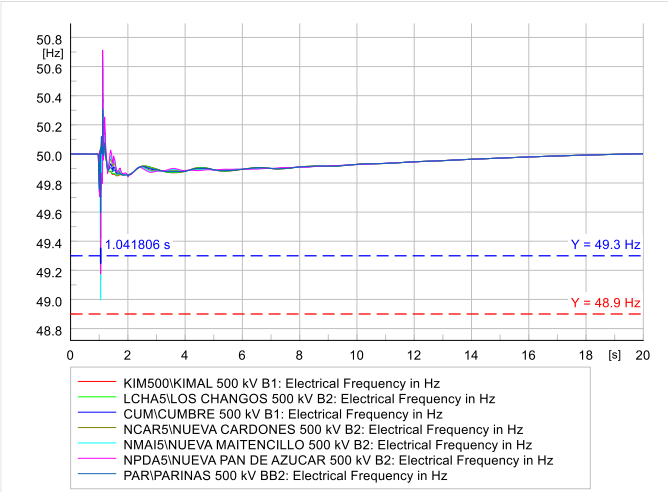
50.8
[Hz]
50.6
50.4
50.2
50.0
49.8
49.6
49.4
49.2
49.0
48.8
1.041806 s
Y = 49.3 Hz
Y = 48.9 Hz
0
2
4
6
8
10
12
14
16
18
[s]
20
KIM500\KIMAL 500 kV B1: Electrical Frequency in Hz
LCHA5\LOS CHANGOS 500 kV B2: Electrical Frequency in Hz
CUM\CUMBRE 500 kV B1: Electrical Frequency in Hz
NCAR5\NUEVA CARDONES 500 kV B2: Electrical Frequency in Hz
NMAI5\NUEVA MAITENCILLO 500 kV B2: Electrical Frequency in Hz
NPDA5\NUEVA PAN DE AZUCAR 500 kV B2: Electrical Frequency in Hz
PAR\PARINAS 500 kV BB2: Electrical Frequency in Hz

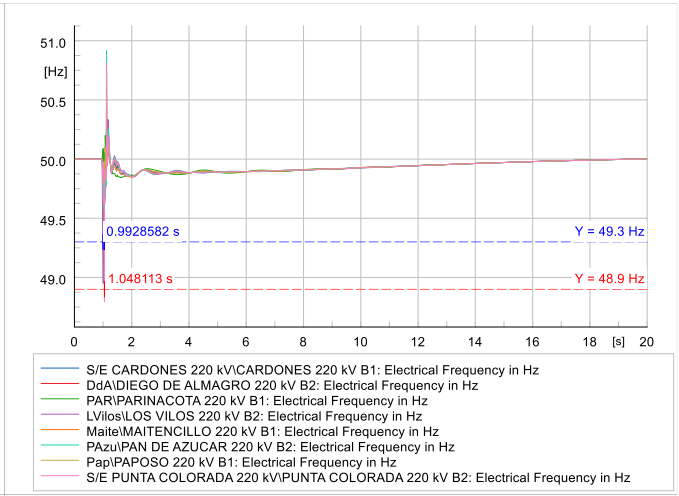
51.0
[Hz]
50.5
50.0
49.5
49.0
0.9928582 s
1.048113 s
Y = 49.3 Hz
Y = 48.9 Hz
0
2
4
6
8
10
12
14
16
18
[s]
20
S/E CARDONES 220 kV\CARDONES 220 kV B1: Electrical Frequency in Hz
DdA\DIEGO DE ALMAGRO 220 kV B2: Electrical Frequency in Hz
PAR\PARINACOTA 220 kV B1: Electrical Frequency in Hz
LVilos\LOS VILOS 220 kV B2: Electrical Frequency in Hz
Maite\MAITENCILLO 220 kV B1: Electrical Frequency in Hz
PAzu\PAN DE AZUCAR 220 kV B2: Electrical Frequency in Hz
Pap\PAPOSO 220 kV B1: Electrical Frequency in Hz
S/E PUNTA COLORADA 220 kV\PUNTA COLORADA 220 kV B2: Electrical Frequency in Hz

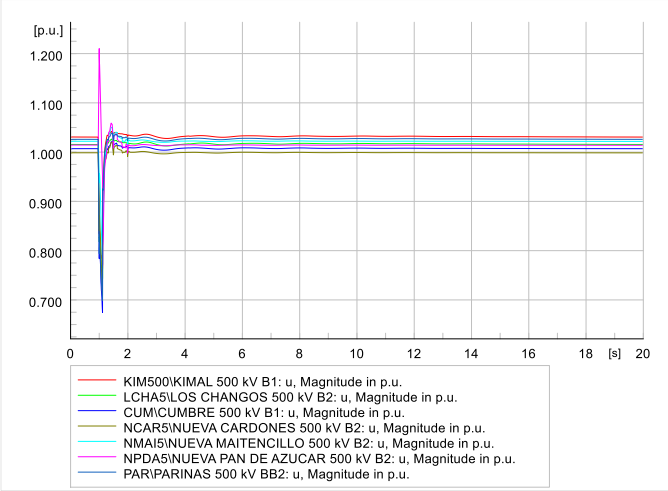
[p.u.]
1.200
1.100
1.000
0.900
0.800
0.700
0
2
4
6
8
10
12
14
16
18
[s]
20
KIM500\KIMAL 500 kV B1: u, Magnitude in p.u.
LCHA5\LOS CHANGOS 500 kV B2: u, Magnitude in p.u.
CUM\CUMBRE 500 kV B1: u, Magnitude in p.u.
NCAR5\NUEVA CARDONES 500 kV B2: u, Magnitude in p.u.
NMAI5\NUEVA MAITENCILLO 500 kV B2: u, Magnitude in p.u.
NPDA5\NUEVA PAN DE AZUCAR 500 kV B2: u, Magnitude in p.u.
PAR\PARINAS 500 kV BB2: u, Magnitude in p.u.

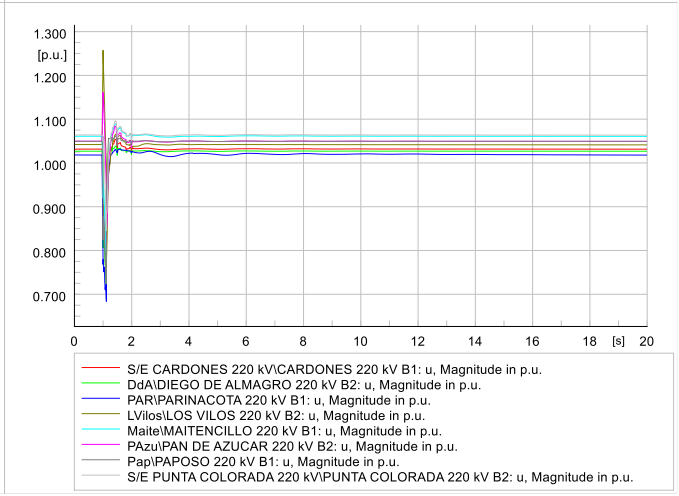
1.300
[p.u.]
1.200
1.100
1.000
0.900
0.800
0.700
0
2
4
6
8
10
12
14
16
18
[s]
20
S/E CARDONES 220 kV\CARDONES 220 kV B1: u, Magnitude in p.u.
DdA\DIEGO DE ALMAGRO 220 kV B2: u, Magnitude in p.u.
PAR\PARINACOTA 220 kV B1: u, Magnitude in p.u.
LVilos\LOS VILOS 220 kV B2: u, Magnitude in p.u.
Maite\MAITENCILLO 220 kV B1: u, Magnitude in p.u.
PAzu\PAN DE AZUCAR 220 kV B2: u, Magnitude in p.u.
Pap\PAPOSO 220 kV B1: u, Magnitude in p.u.
S/E PUNTA COLORADA 220 kV\PUNTA COLORADA 220 kV B2: u, Magnitude in p.u.

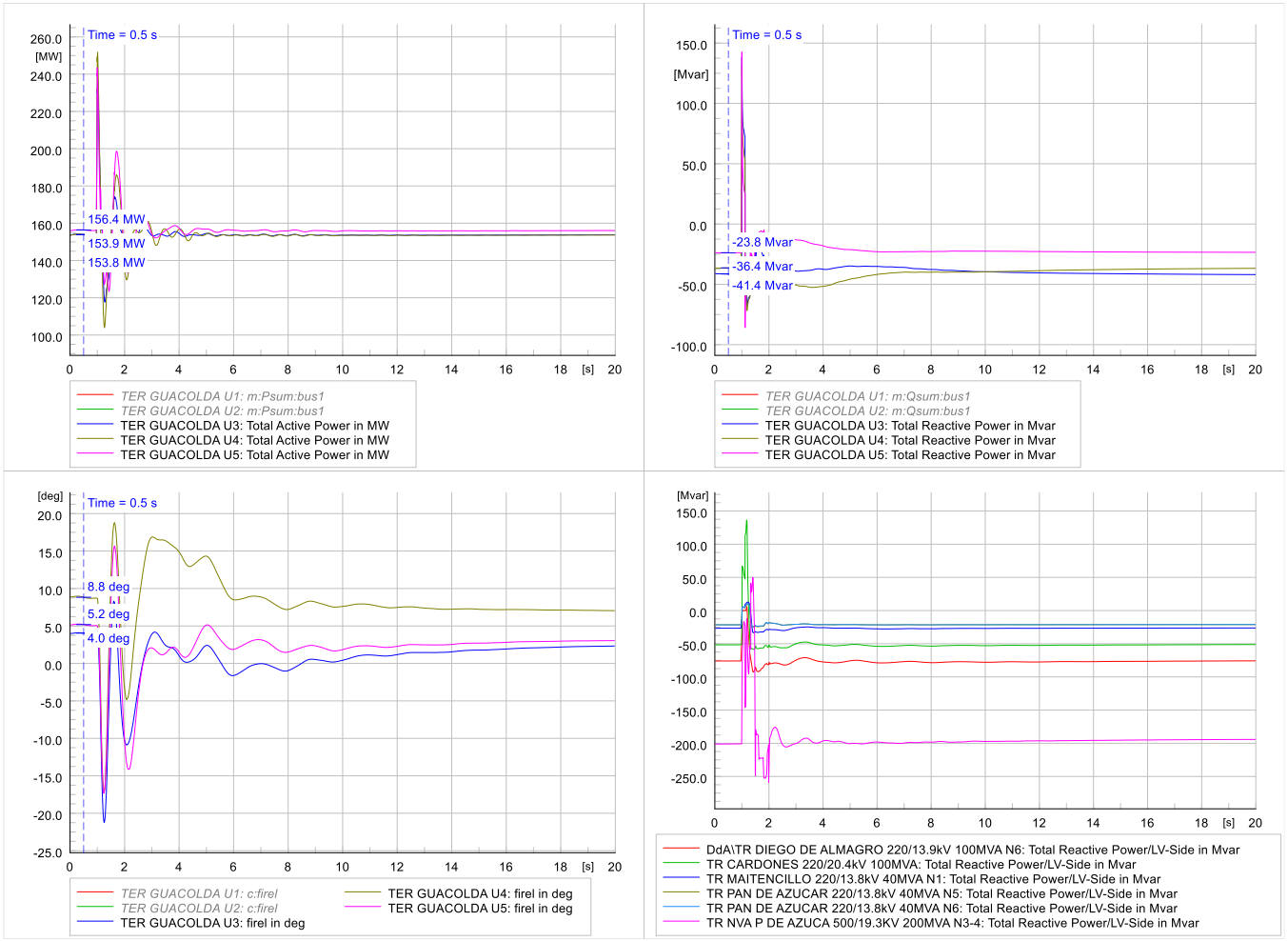
Time = 0.5 s
[MW]
156.4 MW
153.9 MW
153.8 MW
TER GUACOLDA U1: m:Psum:bus1
TER GUACOLDA U2: m:Psum:bus1
TER GUACOLDA U3: Total Active Power in MW
TER GUACOLDA U4: Total Active Power in MW
TER GUACOLDA U5: Total Active Power in MW
[Mvar]
-23.8 Mvar
-36.4 Mvar
-41.4 Mvar
TER GUACOLDA U1: m:Qsum:bus1
TER GUACOLDA U2: m:Qsum:bus1
TER GUACOLDA U3: Total Reactive Power in Mvar
TER GUACOLDA U4: Total Reactive Power in Mvar
TER GUACOLDA U5: Total Reactive Power in Mvar
[deg]
8.8 deg
5.2 deg
4.0 deg
TER GUACOLDA U1: c:firel
TER GUACOLDA U2: c:firel
TER GUACOLDA U3: firel in deg
TER GUACOLDA U4: firel in deg
TER GUACOLDA U5: firel in deg
DdA\TR DIEGO DE ALMAGRO 220/13.9kV 100MVA N6: Total Reactive Power/LV-Side in Mvar
TR CARDONES 220/20.4kV 100MVA: Total Reactive Power/LV-Side in Mvar
TR MAITENCILLO 220/13.8kV 40MVA N1: Total Reactive Power/LV-Side in Mvar
TR PAN DE AZUCAR 220/13.8kV 40MVA N5: Total Reactive Power/LV-Side in Mvar
TR PAN DE AZUCAR 220/13.8kV 40MVA N6: Total Reactive Power/LV-Side in Mvar
TR NVA P DE AZUCA 500/19.3KV 200MVA N3-4: Total Reactive Power/LV-Side in Mvar

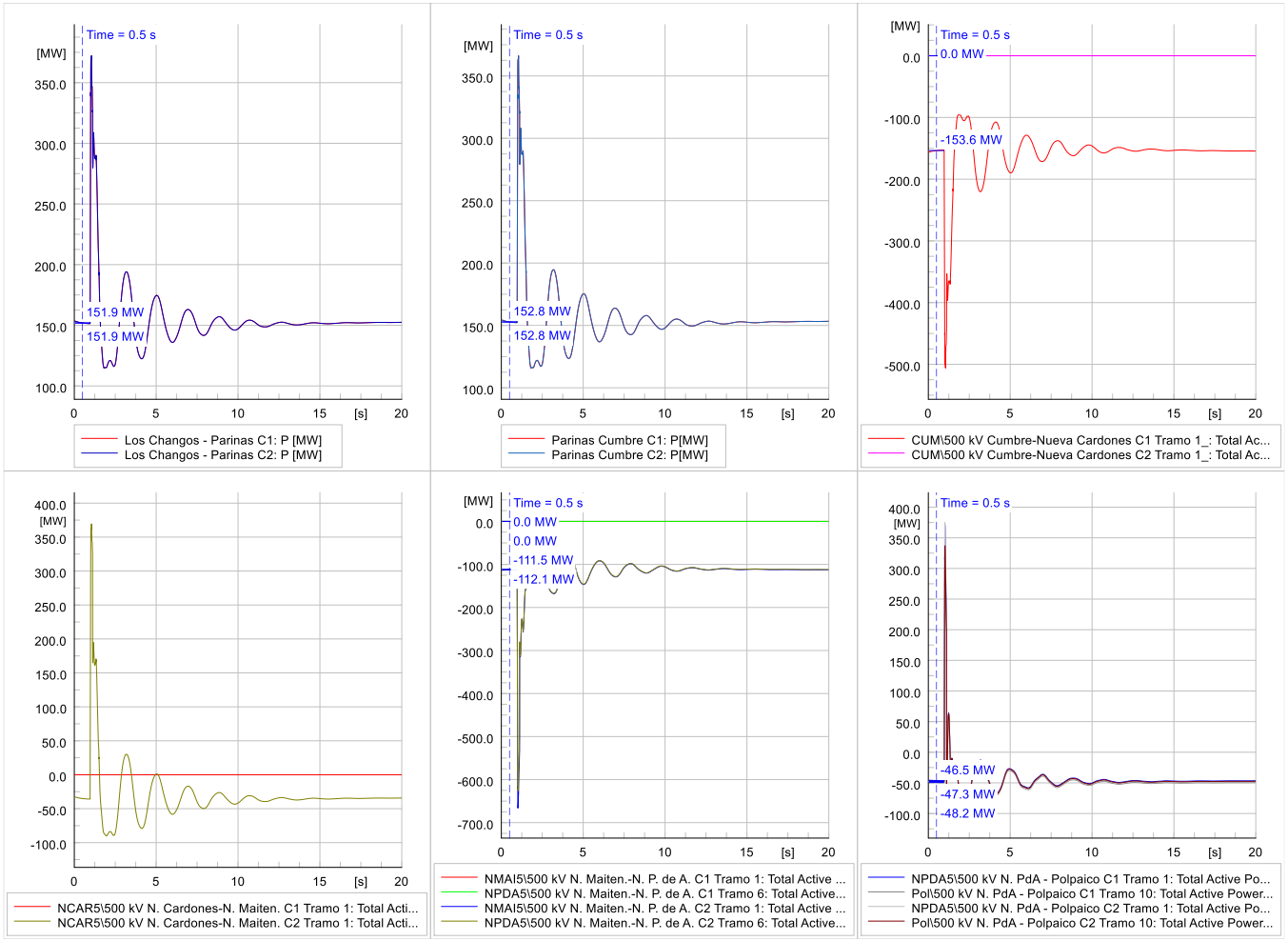
Time = 0.5 s
[MW]
151.9 MW
151.9 MW
[s]
Los Changos - Parinas C1: P [MW]
Los Changos - Parinas C2: P [MW]
Time = 0.5 s
[MW]
152.8 MW
152.8 MW
[s]
Parinas Cumbre C1: P[MW]
Parinas Cumbre C2: P[MW]
Time = 0.5 s
[MW]
0.0 MW
-153.6 MW
[s]
CUM\500 kV Cumbre-Nueva Cardones C1 Tramo 1_: Total Ac...
CUM\500 kV Cumbre-Nueva Cardones C2 Tramo 1_: Total Ac...
[MW]
[s]
NCAR5\500 kV N. Cardones-N. Maiten. C1 Tramo 1: Total Acti...
NCAR5\500 kV N. Cardones-N. Maiten. C2 Tramo 1: Total Acti...
Time = 0.5 s
[MW]
0.0 MW
0.0 MW
-111.5 MW
-112.1 MW
[s]
NMAI5\500 kV N. Maiten.-N. P. de A. C1 Tramo 1: Total Active ...
NPDA5\500 kV N. Maiten.-N. P. de A. C1 Tramo 6: Total Active...
NMAI5\500 kV N. Maiten.-N. P. de A. C2 Tramo 1: Total Active ...
NPDA5\500 kV N. Maiten.-N. P. de A. C2 Tramo 6: Total Active...
Time = 0.5 s
[MW]
-46.5 MW
-47.3 MW
-48.2 MW
[s]
NPDA5\500 kV N. PdA - Polpaico C1 Tramo 1: Total Active Po...
Pol\500 kV N. PdA - Polpaico C1 Tramo 10: Total Active Power...
NPDA5\500 kV N. PdA - Polpaico C2 Tramo 1: Total Active Po...
Pol\500 kV N. PdA - Polpaico C2 Tramo 10: Total Active Power...

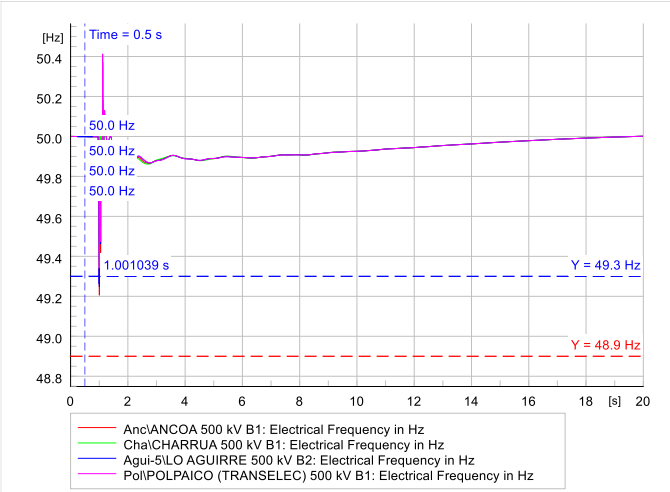
[Hz]
Time = 0.5 s
50.0 Hz
1.001039 s
Y = 49.3 Hz
Y = 48.9 Hz
[s]
Anc\ANCOA 500 kV B1: Electrical Frequency in Hz
Cha\CHARRUA 500 kV B1: Electrical Frequency in Hz
Agui-5\LO AGUIRRE 500 kV B2: Electrical Frequency in Hz
Pol\POLPAICO (TRANSELEC) 500 kV B1: Electrical Frequency in Hz

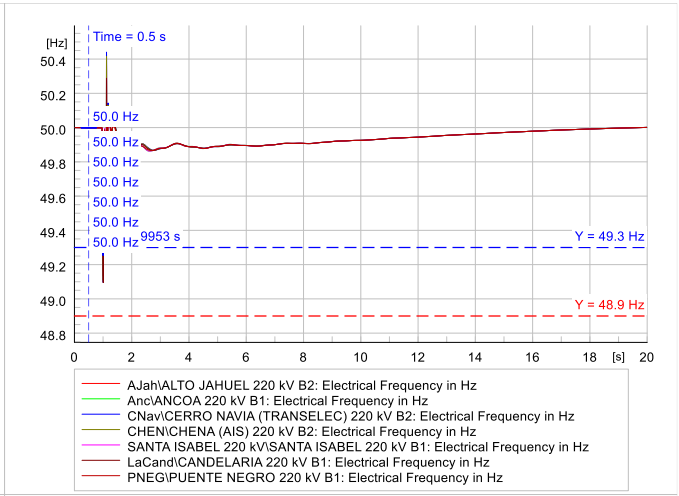
[Hz]
Time = 0.5 s
50.0 Hz
9953 s
Y = 49.3 Hz
Y = 48.9 Hz
[s]
AJah\ALTO JAHUEL 220 kV B2: Electrical Frequency in Hz
Anc\ANCOA 220 kV B1: Electrical Frequency in Hz
CNav\CERRO NAVIA (TRANSELEC) 220 kV B2: Electrical Frequency in Hz
CHEN\CHENA (AIS) 220 kV B2: Electrical Frequency in Hz
SANTA ISABEL 220 kV\SANTA ISABEL 220 kV B1: Electrical Frequency in Hz
LaCand\CANDELARIA 220 kV B1: Electrical Frequency in Hz
PNEG\PUENTE NEGRO 220 kV B1: Electrical Frequency in Hz

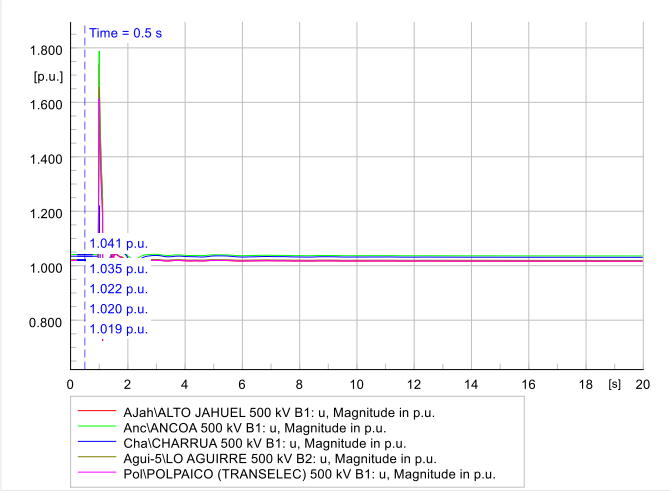
[p.u.]
Time = 0.5 s
1.041 p.u.
1.035 p.u.
1.022 p.u.
1.020 p.u.
1.019 p.u.
[s]
AJah\ALTO JAHUEL 500 kV B1: u, Magnitude in p.u.
Anc\ANCOA 500 kV B1: u, Magnitude in p.u.
Cha\CHARRUA 500 kV B1: u, Magnitude in p.u.
Agui-5\LO AGUIRRE 500 kV B2: u, Magnitude in p.u.
Pol\POLPAICO (TRANSELEC) 500 kV B1: u, Magnitude in p.u.

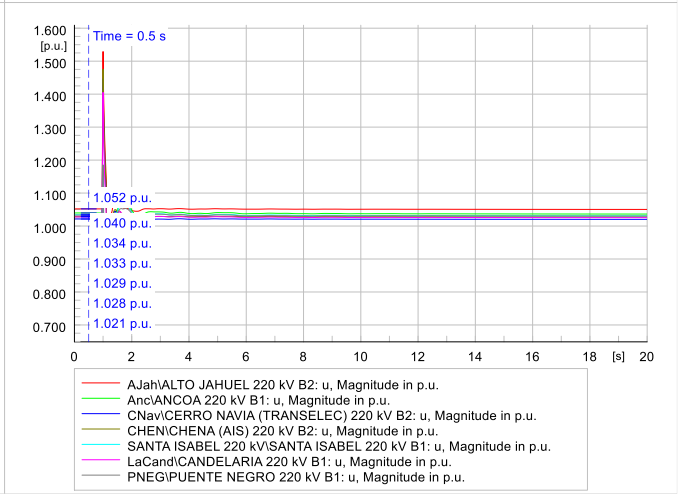
[p.u.]
Time = 0.5 s
1.052 p.u.
1.040 p.u.
1.034 p.u.
1.033 p.u.
1.029 p.u.
1.028 p.u.
1.021 p.u.
[s]
AJah\ALTO JAHUEL 220 kV B2: u, Magnitude in p.u.
Anc\ANCOA 220 kV B1: u, Magnitude in p.u.
CNav\CERRO NAVIA (TRANSELEC) 220 kV B2: u, Magnitude in p.u.
CHEN\CHENA (AIS) 220 kV B2: u, Magnitude in p.u.
SANTA ISABEL 220 kV\SANTA ISABEL 220 kV B1: u, Magnitude in p.u.
LaCand\CANDELARIA 220 kV B1: u, Magnitude in p.u.
PNEG\PUENTE NEGRO 220 kV B1: u, Magnitude in p.u.

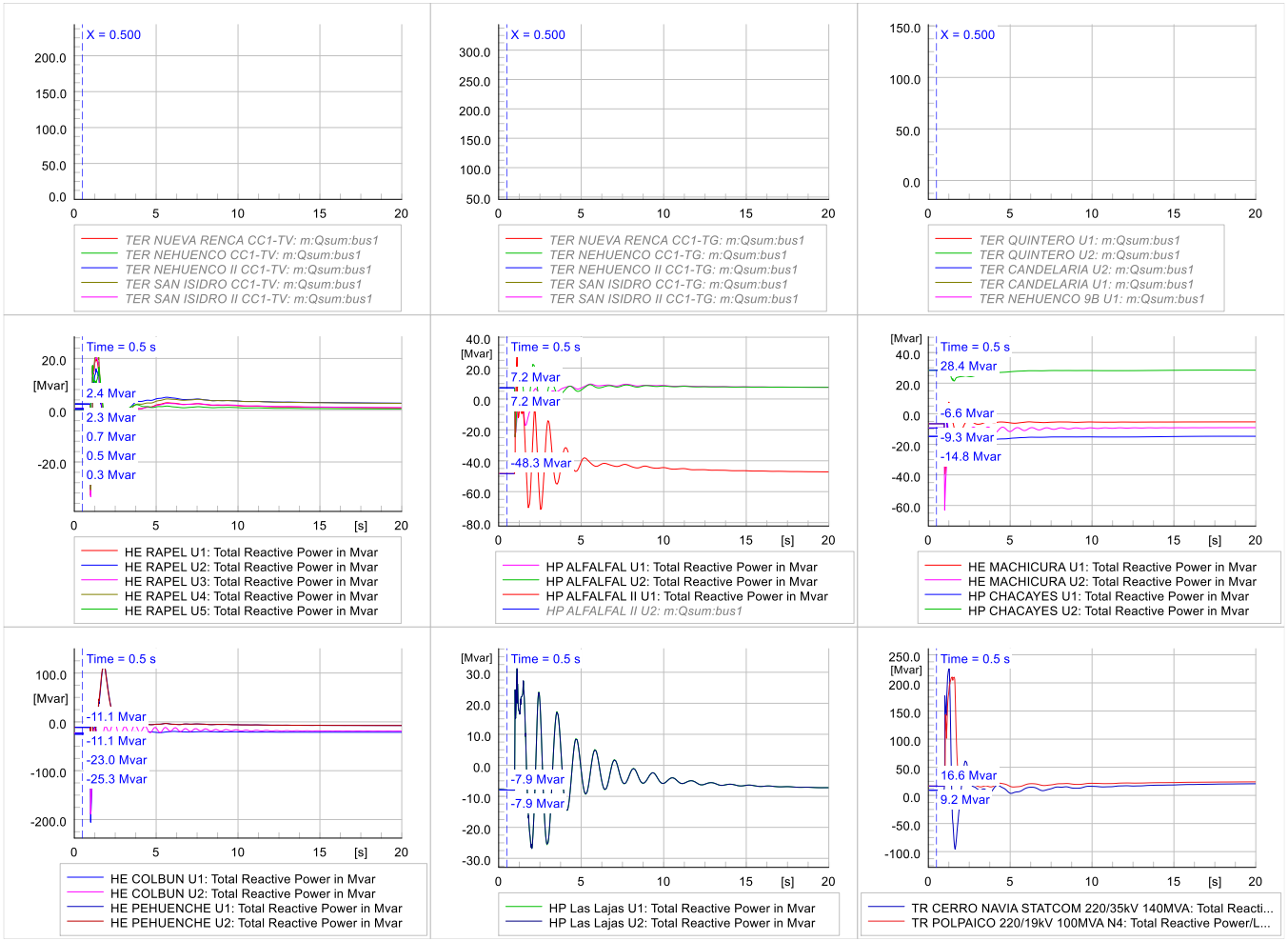
X = 0.500
TER NUEVA RENCA CC1-TV: m:Qsum:bus1
TER NEHUENCO CC1-TV: m:Qsum:bus1
TER NEHUENCO II CC1-TV: m:Qsum:bus1
TER SAN ISIDRO CC1-TV: m:Qsum:bus1
TER SAN ISIDRO II CC1-TV: m:Qsum:bus1
X = 0.500
TER NUEVA RENCA CC1-TG: m:Qsum:bus1
TER NEHUENCO CC1-TG: m:Qsum:bus1
TER NEHUENCO II CC1-TG: m:Qsum:bus1
TER SAN ISIDRO CC1-TG: m:Qsum:bus1
TER SAN ISIDRO II CC1-TG: m:Qsum:bus1
X = 0.500
TER QUINTERO U1: m:Qsum:bus1
TER QUINTERO U2: m:Qsum:bus1
TER CANDELARIA U2: m:Qsum:bus1
TER CANDELARIA U1: m:Qsum:bus1
TER NEHUENCO 9B U1: m:Qsum:bus1
Time = 0.5 s
[Mvar]
2.4 Mvar
2.3 Mvar
0.7 Mvar
0.5 Mvar
0.3 Mvar
[s]
HE RAPEL U1: Total Reactive Power in Mvar
HE RAPEL U2: Total Reactive Power in Mvar
HE RAPEL U3: Total Reactive Power in Mvar
HE RAPEL U4: Total Reactive Power in Mvar
HE RAPEL U5: Total Reactive Power in Mvar
Time = 0.5 s
[Mvar]
7.2 Mvar
7.2 Mvar
-48.3 Mvar
[s]
HP ALFALFAL U1: Total Reactive Power in Mvar
HP ALFALFAL U2: Total Reactive Power in Mvar
HP ALFALFAL II U1: Total Reactive Power in Mvar
HP ALFALFAL II U2: m:Qsum:bus1
Time = 0.5 s
[Mvar]
28.4 Mvar
-6.6 Mvar
-9.3 Mvar
-14.8 Mvar
[s]
HE MACHICURA U1: Total Reactive Power in Mvar
HE MACHICURA U2: Total Reactive Power in Mvar
HP CHACAYES U1: Total Reactive Power in Mvar
HP CHACAYES U2: Total Reactive Power in Mvar
Time = 0.5 s
[Mvar]
-11.1 Mvar
-11.1 Mvar
-23.0 Mvar
-25.3 Mvar
[s]
HE COLBUN U1: Total Reactive Power in Mvar
HE COLBUN U2: Total Reactive Power in Mvar
HE PEHUENCHE U1: Total Reactive Power in Mvar
HE PEHUENCHE U2: Total Reactive Power in Mvar
Time = 0.5 s
[Mvar]
-7.9 Mvar
-7.9 Mvar
[s]
HP Las Lajas U1: Total Reactive Power in Mvar
HP Las Lajas U2: Total Reactive Power in Mvar
Time = 0.5 s
[Mvar]
16.6 Mvar
9.2 Mvar
[s]
TR CERRO NAVIA STATCOM 220/35kV 140MVA: Total Reacti...
TR POLPAICO 220/19kV 100MVA N4: Total Reactive Power/L...

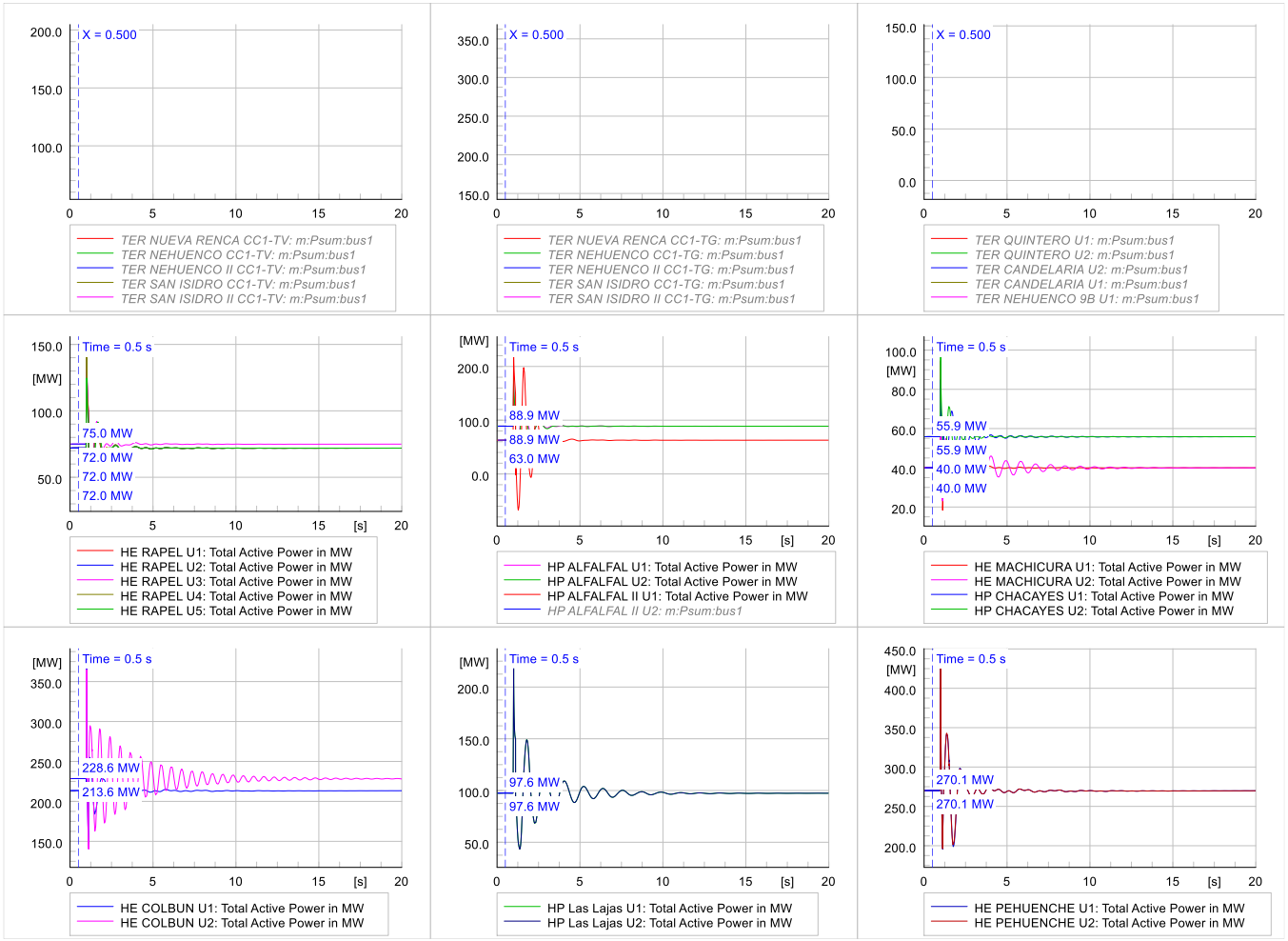
X = 0.500
TER NUEVA RENCA CC1-TV: m:Psum:bus1
TER NEHUENCO CC1-TV: m:Psum:bus1
TER NEHUENCO II CC1-TV: m:Psum:bus1
TER SAN ISIDRO CC1-TV: m:Psum:bus1
TER SAN ISIDRO II CC1-TV: m:Psum:bus1
X = 0.500
TER NUEVA RENCA CC1-TG: m:Psum:bus1
TER NEHUENCO CC1-TG: m:Psum:bus1
TER NEHUENCO II CC1-TG: m:Psum:bus1
TER SAN ISIDRO CC1-TG: m:Psum:bus1
TER SAN ISIDRO II CC1-TG: m:Psum:bus1
X = 0.500
TER QUINTERO U1: m:Psum:bus1
TER QUINTERO U2: m:Psum:bus1
TER CANDELARIA U2: m:Psum:bus1
TER CANDELARIA U1: m:Psum:bus1
TER NEHUENCO 9B U1: m:Psum:bus1
Time = 0.5 s
[MW]
75.0 MW
72.0 MW
72.0 MW
72.0 MW
HE RAPEL U1: Total Active Power in MW
HE RAPEL U2: Total Active Power in MW
HE RAPEL U3: Total Active Power in MW
HE RAPEL U4: Total Active Power in MW
HE RAPEL U5: Total Active Power in MW
Time = 0.5 s
[MW]
88.9 MW
88.9 MW
63.0 MW
HP ALFALFAL U1: Total Active Power in MW
HP ALFALFAL U2: Total Active Power in MW
HP ALFALFAL II U1: Total Active Power in MW
HP ALFALFAL II U2: m:Psum:bus1
Time = 0.5 s
[MW]
55.9 MW
55.9 MW
40.0 MW
40.0 MW
HE MACHICURA U1: Total Active Power in MW
HE MACHICURA U2: Total Active Power in MW
HP CHACAYES U1: Total Active Power in MW
HP CHACAYES U2: Total Active Power in MW
Time = 0.5 s
[MW]
228.6 MW
213.6 MW
HE COLBUN U1: Total Active Power in MW
HE COLBUN U2: Total Active Power in MW
Time = 0.5 s
[MW]
97.6 MW
97.6 MW
HP Las Lajas U1: Total Active Power in MW
HP Las Lajas U2: Total Active Power in MW
Time = 0.5 s
[MW]
270.1 MW
270.1 MW
HE PEHUENCHE U1: Total Active Power in MW
HE PEHUENCHE U2: Total Active Power in MW

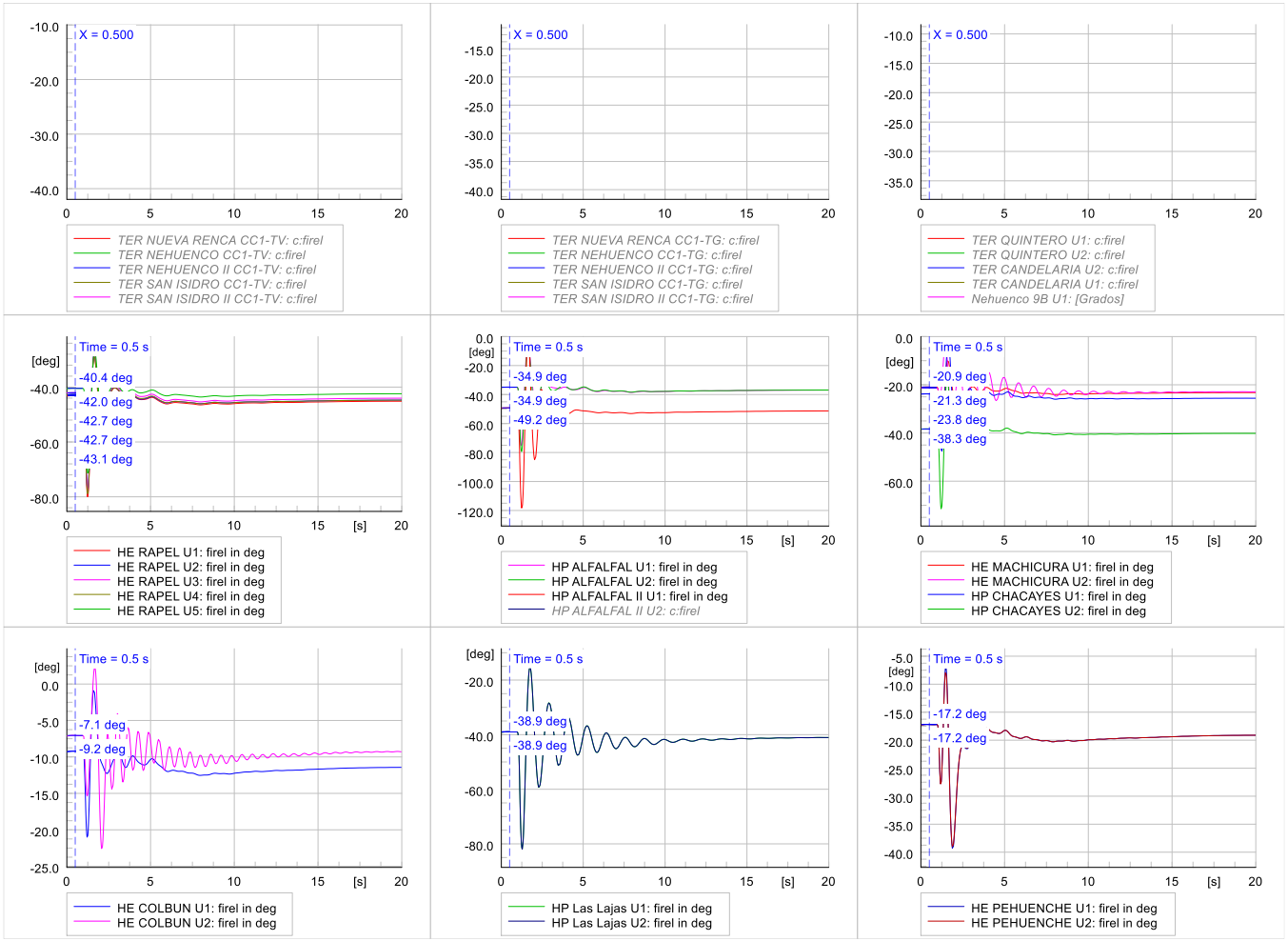
X = 0.500
TER NUEVA RENCA CC1-TV: c:firel
TER NEHUENCO CC1-TV: c:firel
TER NEHUENCO II CC1-TV: c:firel
TER SAN ISIDRO CC1-TV: c:firel
TER SAN ISIDRO II CC1-TV: c:firel
X = 0.500
TER NUEVA RENCA CC1-TG: c:firel
TER NEHUENCO CC1-TG: c:firel
TER NEHUENCO II CC1-TG: c:firel
TER SAN ISIDRO CC1-TG: c:firel
TER SAN ISIDRO II CC1-TG: c:firel
X = 0.500
TER QUINTERO U1: c:firel
TER QUINTERO U2: c:firel
TER CANDELARIA U2: c:firel
TER CANDELARIA U1: c:firel
Nehuenco 9B U1: [Grados]
Time = 0.5 s
-40.4 deg
-42.0 deg
-42.7 deg
-42.7 deg
-43.1 deg
HE RAPEL U1: firel in deg
HE RAPEL U2: firel in deg
HE RAPEL U3: firel in deg
HE RAPEL U4: firel in deg
HE RAPEL U5: firel in deg
Time = 0.5 s
-34.9 deg
-34.9 deg
-49.2 deg
HP ALFALFAL U1: firel in deg
HP ALFALFAL U2: firel in deg
HP ALFALFAL II U1: firel in deg
HP ALFALFAL II U2: c:firel
Time = 0.5 s
-20.9 deg
-21.3 deg
-23.8 deg
-38.3 deg
HE MACHICURA U1: firel in deg
HE MACHICURA U2: firel in deg
HP CHACAYES U1: firel in deg
HP CHACAYES U2: firel in deg
Time = 0.5 s
-7.1 deg
-9.2 deg
HE COLBUN U1: firel in deg
HE COLBUN U2: firel in deg
Time = 0.5 s
-38.9 deg
-38.9 deg
HP Las Lajas U1: firel in deg
HP Las Lajas U2: firel in deg
Time = 0.5 s
-17.2 deg
-17.2 deg
HE PEHUENCHE U1: firel in deg
HE PEHUENCHE U2: firel in deg

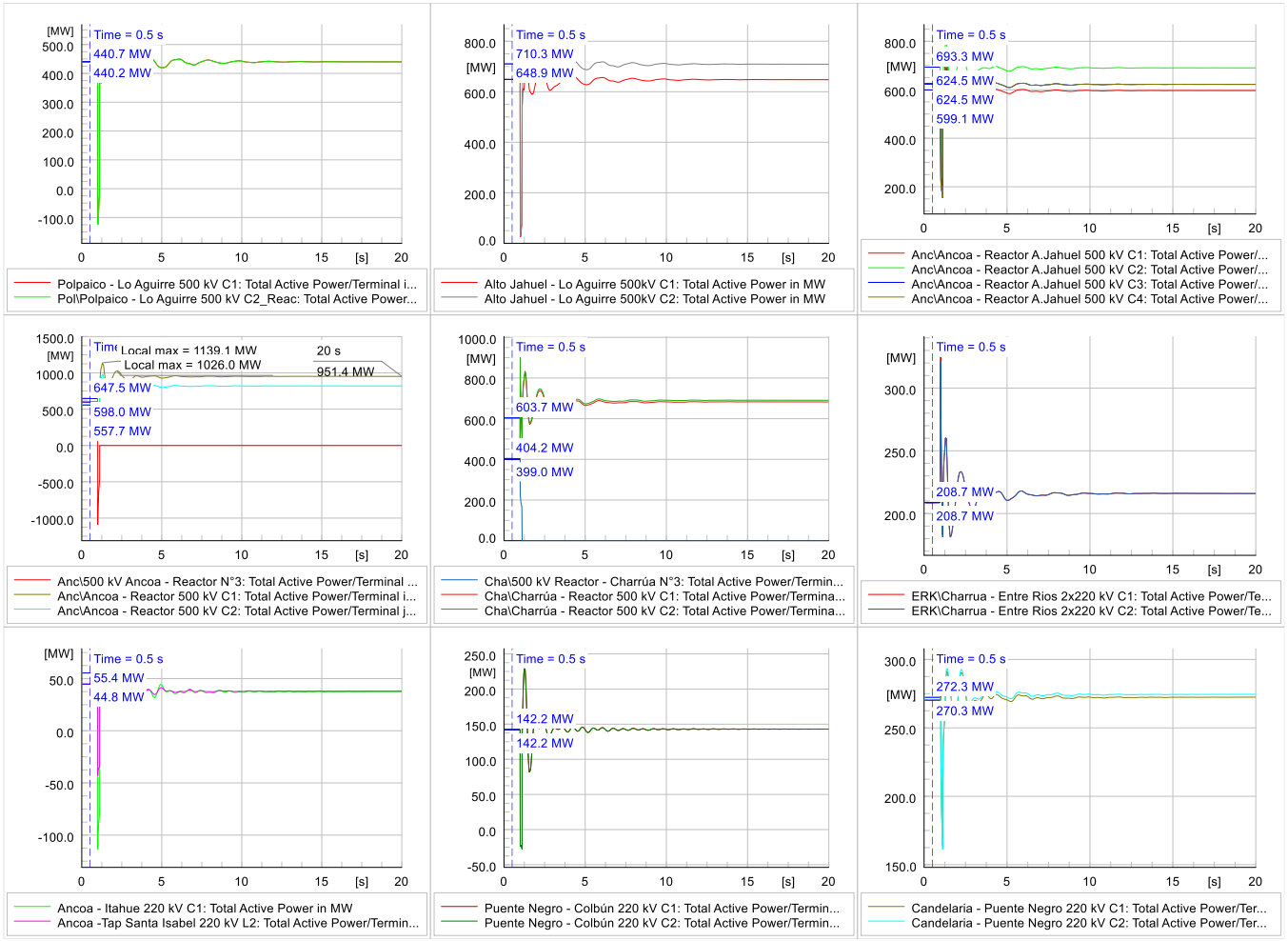
Time = 0.5 s
440.7 MW
440.2 MW
Polpaico - Lo Aguirre 500 kV C1: Total Active Power/Terminal i...
Pol\Polpaico - Lo Aguirre 500 kV C2_Reac: Total Active Power...
710.3 MW
648.9 MW
Alto Jahuel - Lo Aguirre 500kV C1: Total Active Power in MW
Alto Jahuel - Lo Aguirre 500kV C2: Total Active Power in MW
693.3 MW
624.5 MW
624.5 MW
599.1 MW
Anc\Ancoa - Reactor A.Jahuel 500 kV C1: Total Active Power/...
Anc\Ancoa - Reactor A.Jahuel 500 kV C2: Total Active Power/...
Anc\Ancoa - Reactor A.Jahuel 500 kV C3: Total Active Power/...
Anc\Ancoa - Reactor A.Jahuel 500 kV C4: Total Active Power/...
Local max = 1139.1 MW
Local max = 1026.0 MW
20 s
951.4 MW
647.5 MW
598.0 MW
557.7 MW
Anc\500 kV Ancoa - Reactor N°3: Total Active Power/Terminal ...
Anc\Ancoa - Reactor 500 kV C1: Total Active Power/Terminal i...
Anc\Ancoa - Reactor 500 kV C2: Total Active Power/Terminal j...
603.7 MW
404.2 MW
399.0 MW
Cha\500 kV Reactor - Charrúa N°3: Total Active Power/Termin...
Cha\Charrúa - Reactor 500 kV C1: Total Active Power/Termina...
Cha\Charrúa - Reactor 500 kV C2: Total Active Power/Termina...
208.7 MW
208.7 MW
ERK\Charrua - Entre Rios 2x220 kV C1: Total Active Power/Te...
ERK\Charrua - Entre Rios 2x220 kV C2: Total Active Power/Te...
55.4 MW
44.8 MW
Ancoa - Itahue 220 kV C1: Total Active Power in MW
Ancoa -Tap Santa Isabel 220 kV L2: Total Active Power/Termin...
142.2 MW
142.2 MW
Puente Negro - Colbún 220 kV C1: Total Active Power/Termin...
Puente Negro - Colbún 220 kV C2: Total Active Power/Termin...
272.3 MW
270.3 MW
Candelaria - Puente Negro 220 kV C1: Total Active Power/Ter...
Candelaria - Puente Negro 220 kV C2: Total Active Power/Ter...

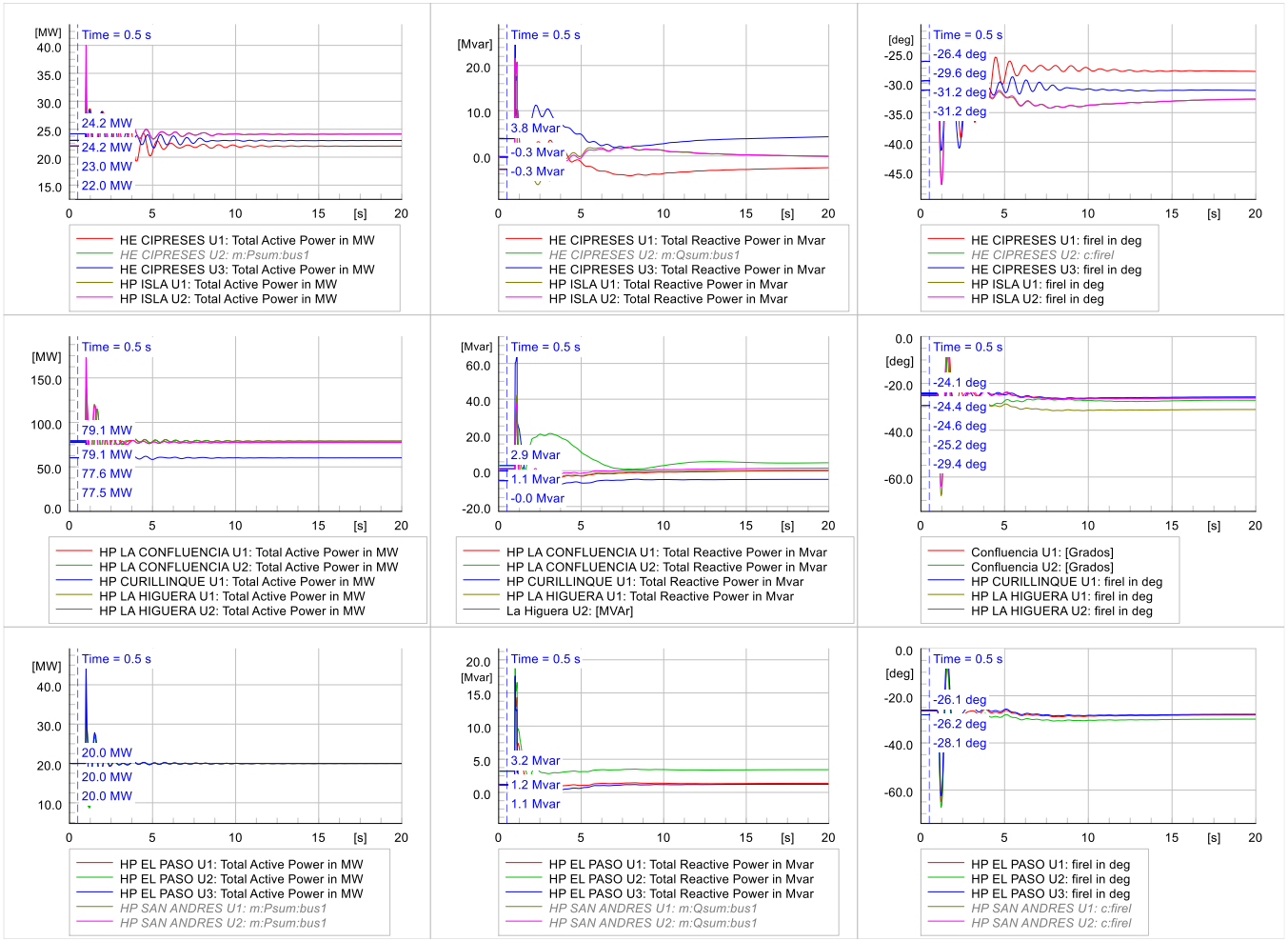
Time = 0.5 s
[MW]
24.2 MW
24.2 MW
23.0 MW
22.0 MW
HE CIPRESES U1: Total Active Power in MW
HE CIPRESES U2: m:Psum:bus1
HE CIPRESES U3: Total Active Power in MW
HP ISLA U1: Total Active Power in MW
HP ISLA U2: Total Active Power in MW
[Mvar]
3.8 Mvar
-0.3 Mvar
-0.3 Mvar
HE CIPRESES U1: Total Reactive Power in Mvar
HE CIPRESES U2: m:Qsum:bus1
HE CIPRESES U3: Total Reactive Power in Mvar
HP ISLA U1: Total Reactive Power in Mvar
HP ISLA U2: Total Reactive Power in Mvar
[deg]
-26.4 deg
-29.6 deg
-31.2 deg
-31.2 deg
HE CIPRESES U1: firel in deg
HE CIPRESES U2: c:firel
HE CIPRESES U3: firel in deg
HP ISLA U1: firel in deg
HP ISLA U2: firel in deg
79.1 MW
79.1 MW
77.6 MW
77.5 MW
HP LA CONFLUENCIA U1: Total Active Power in MW
HP LA CONFLUENCIA U2: Total Active Power in MW
HP CURILLINQUE U1: Total Active Power in MW
HP LA HIGUERA U1: Total Active Power in MW
HP LA HIGUERA U2: Total Active Power in MW
2.9 Mvar
1.1 Mvar
-0.0 Mvar
HP LA CONFLUENCIA U1: Total Reactive Power in Mvar
HP LA CONFLUENCIA U2: Total Reactive Power in Mvar
HP CURILLINQUE U1: Total Reactive Power in Mvar
HP LA HIGUERA U1: Total Reactive Power in Mvar
La Higuera U2: [MVAr]
-24.1 deg
-24.4 deg
-24.6 deg
-25.2 deg
-29.4 deg
Confluencia U1: [Grados]
Confluencia U2: [Grados]
HP CURILLINQUE U1: firel in deg
HP LA HIGUERA U1: firel in deg
HP LA HIGUERA U2: firel in deg
20.0 MW
20.0 MW
20.0 MW
HP EL PASO U1: Total Active Power in MW
HP EL PASO U2: Total Active Power in MW
HP EL PASO U3: Total Active Power in MW
HP SAN ANDRES U1: m:Psum:bus1
HP SAN ANDRES U2: m:Psum:bus1
3.2 Mvar
1.2 Mvar
1.1 Mvar
HP EL PASO U1: Total Reactive Power in Mvar
HP EL PASO U2: Total Reactive Power in Mvar
HP EL PASO U3: Total Reactive Power in Mvar
HP SAN ANDRES U1: m:Qsum:bus1
HP SAN ANDRES U2: m:Qsum:bus1
-26.1 deg
-26.2 deg
-28.1 deg
HP EL PASO U1: firel in deg
HP EL PASO U2: firel in deg
HP EL PASO U3: firel in deg
HP SAN ANDRES U1: c:firel
HP SAN ANDRES U2: c:firel

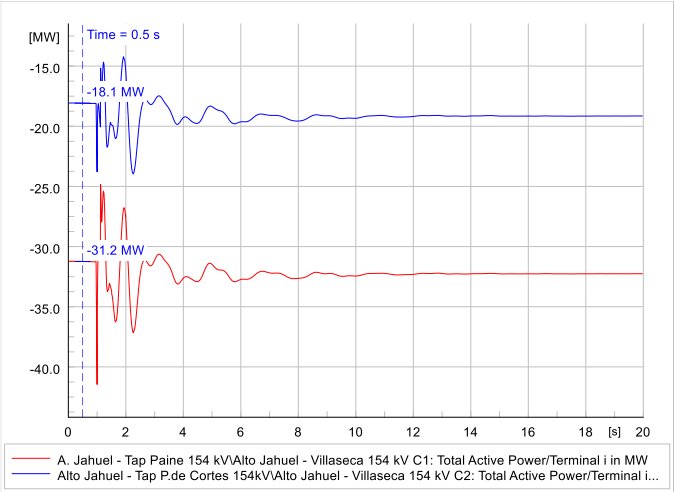
[MW]
Time = 0.5 s
-18.1 MW
-31.2 MW
A. Jahuel - Tap Paine 154 kV\Alto Jahuel - Villaseca 154 kV C1: Total Active Power/Terminal i in MW
Alto Jahuel - Tap P.de Cortes 154kV\Alto Jahuel - Villaseca 154 kV C2: Total Active Power/Terminal i...

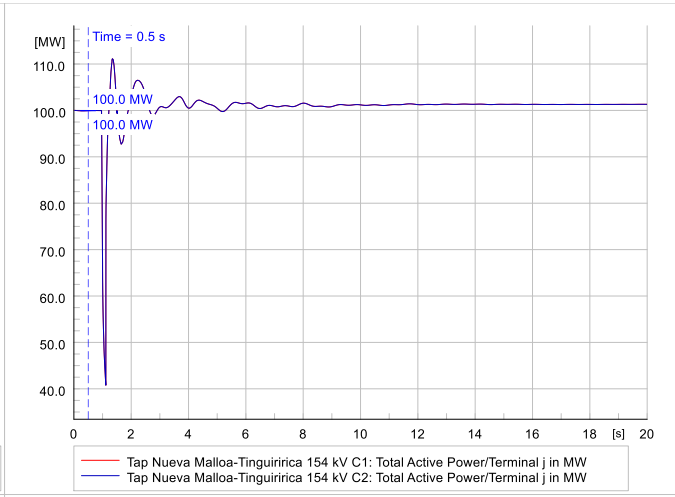
[MW]
Time = 0.5 s
100.0 MW
100.0 MW
Tap Nueva Malloa-Tinguiririca 154 kV C1: Total Active Power/Terminal j in MW
Tap Nueva Malloa-Tinguiririca 154 kV C2: Total Active Power/Terminal j in MW

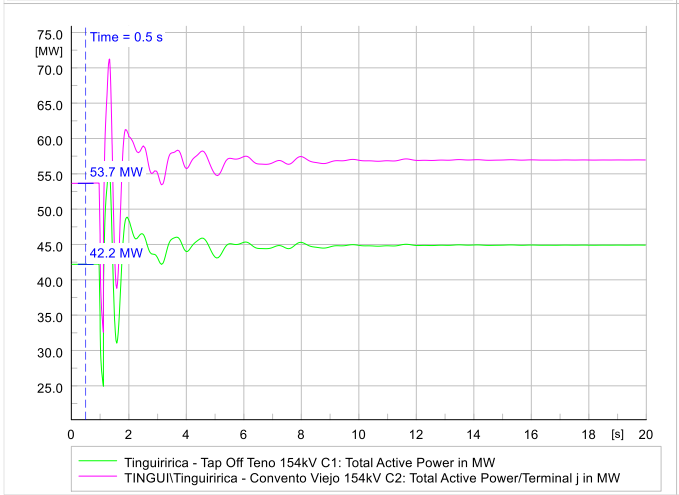
[MW]
Time = 0.5 s
53.7 MW
42.2 MW
Tinguiririca - Tap Off Teno 154kV C1: Total Active Power in MW
TINGUI\Tinguiririca - Convento Viejo 154kV C2: Total Active Power/Terminal j in MW

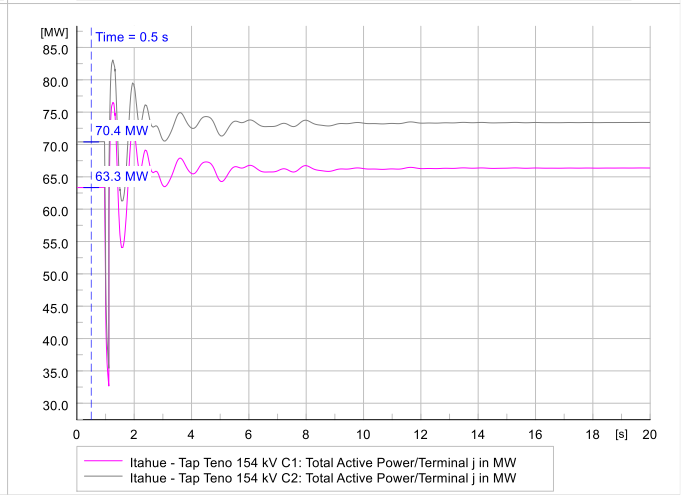
[MW]
Time = 0.5 s
70.4 MW
63.3 MW
Itahue - Tap Teno 154 kV C1: Total Active Power/Terminal j in MW
Itahue - Tap Teno 154 kV C2: Total Active Power/Terminal j in MW

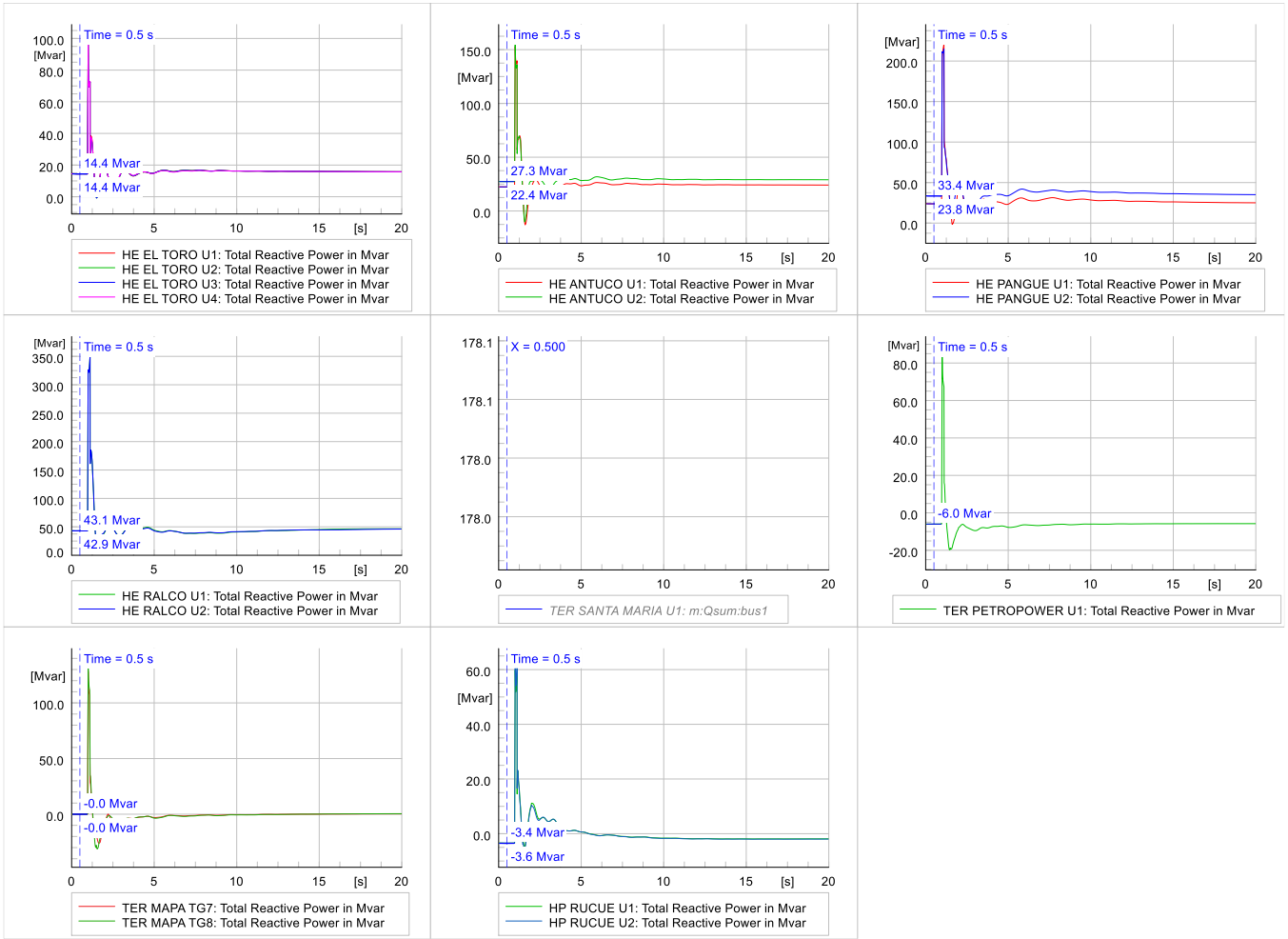
Time = 0.5 s
[Mvar]
14.4 Mvar
14.4 Mvar
HE EL TORO U1: Total Reactive Power in Mvar
HE EL TORO U2: Total Reactive Power in Mvar
HE EL TORO U3: Total Reactive Power in Mvar
HE EL TORO U4: Total Reactive Power in Mvar
27.3 Mvar
22.4 Mvar
HE ANTUCO U1: Total Reactive Power in Mvar
HE ANTUCO U2: Total Reactive Power in Mvar
33.4 Mvar
23.8 Mvar
HE PANGUE U1: Total Reactive Power in Mvar
HE PANGUE U2: Total Reactive Power in Mvar
43.1 Mvar
42.9 Mvar
HE RALCO U1: Total Reactive Power in Mvar
HE RALCO U2: Total Reactive Power in Mvar
X = 0.500
TER SANTA MARIA U1: m:Qsum:bus1
-6.0 Mvar
TER PETROPOWER U1: Total Reactive Power in Mvar
-0.0 Mvar
-0.0 Mvar
TER MAPA TG7: Total Reactive Power in Mvar
TER MAPA TG8: Total Reactive Power in Mvar
-3.4 Mvar
-3.6 Mvar
HP RUCUE U1: Total Reactive Power in Mvar
HP RUCUE U2: Total Reactive Power in Mvar
[s]

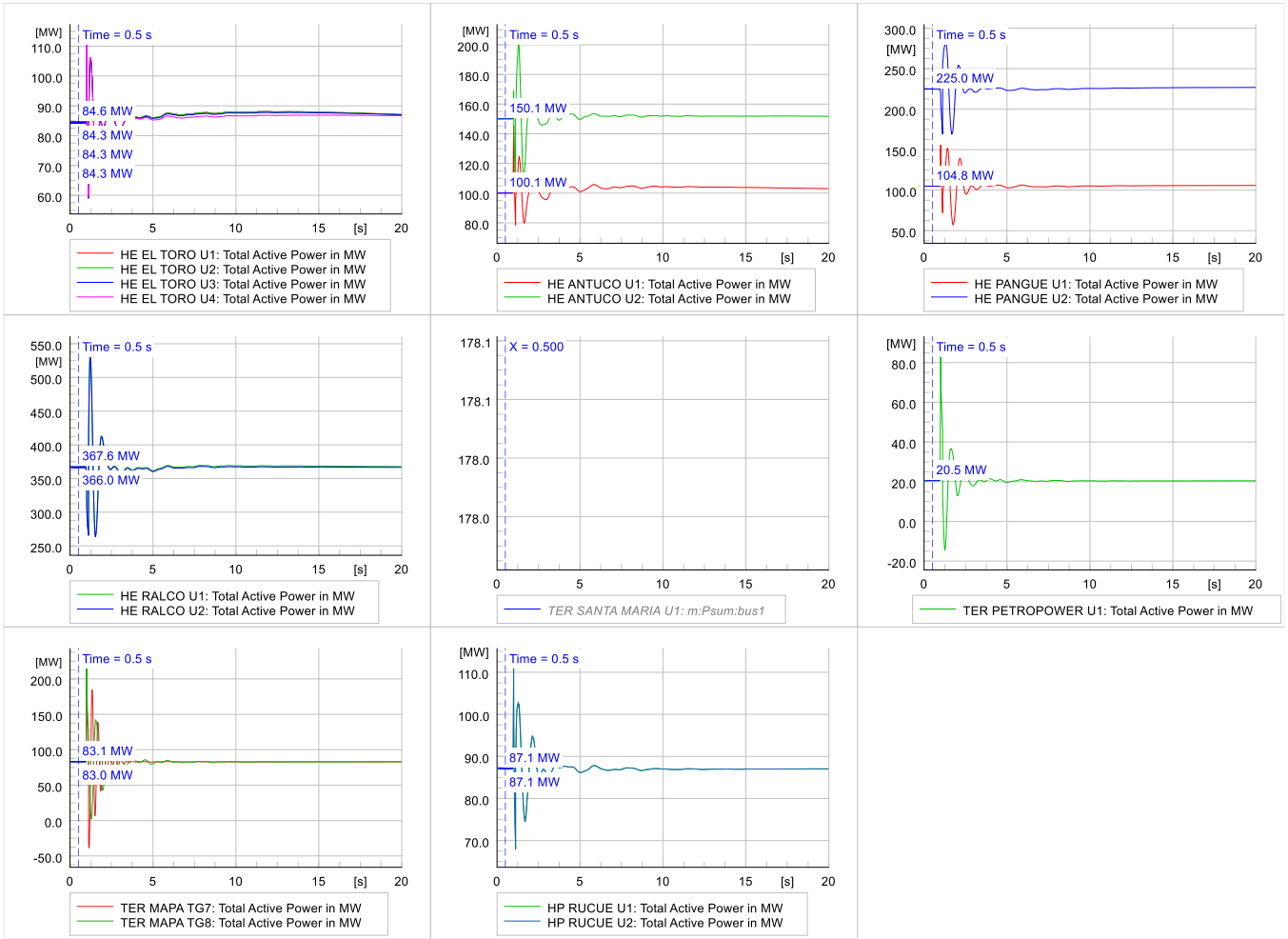
Time = 0.5 s
[MW]
84.6 MW
84.3 MW
84.3 MW
84.3 MW
HE EL TORO U1: Total Active Power in MW
HE EL TORO U2: Total Active Power in MW
HE EL TORO U3: Total Active Power in MW
HE EL TORO U4: Total Active Power in MW
150.1 MW
100.1 MW
HE ANTUCO U1: Total Active Power in MW
HE ANTUCO U2: Total Active Power in MW
225.0 MW
104.8 MW
HE PANGUE U1: Total Active Power in MW
HE PANGUE U2: Total Active Power in MW
367.6 MW
366.0 MW
HE RALCO U1: Total Active Power in MW
HE RALCO U2: Total Active Power in MW
X = 0.500
TER SANTA MARIA U1: m:Psum:bus1
20.5 MW
TER PETROPOWER U1: Total Active Power in MW
83.1 MW
83.0 MW
TER MAPA TG7: Total Active Power in MW
TER MAPA TG8: Total Active Power in MW
87.1 MW
87.1 MW
HP RUCUE U1: Total Active Power in MW
HP RUCUE U2: Total Active Power in MW

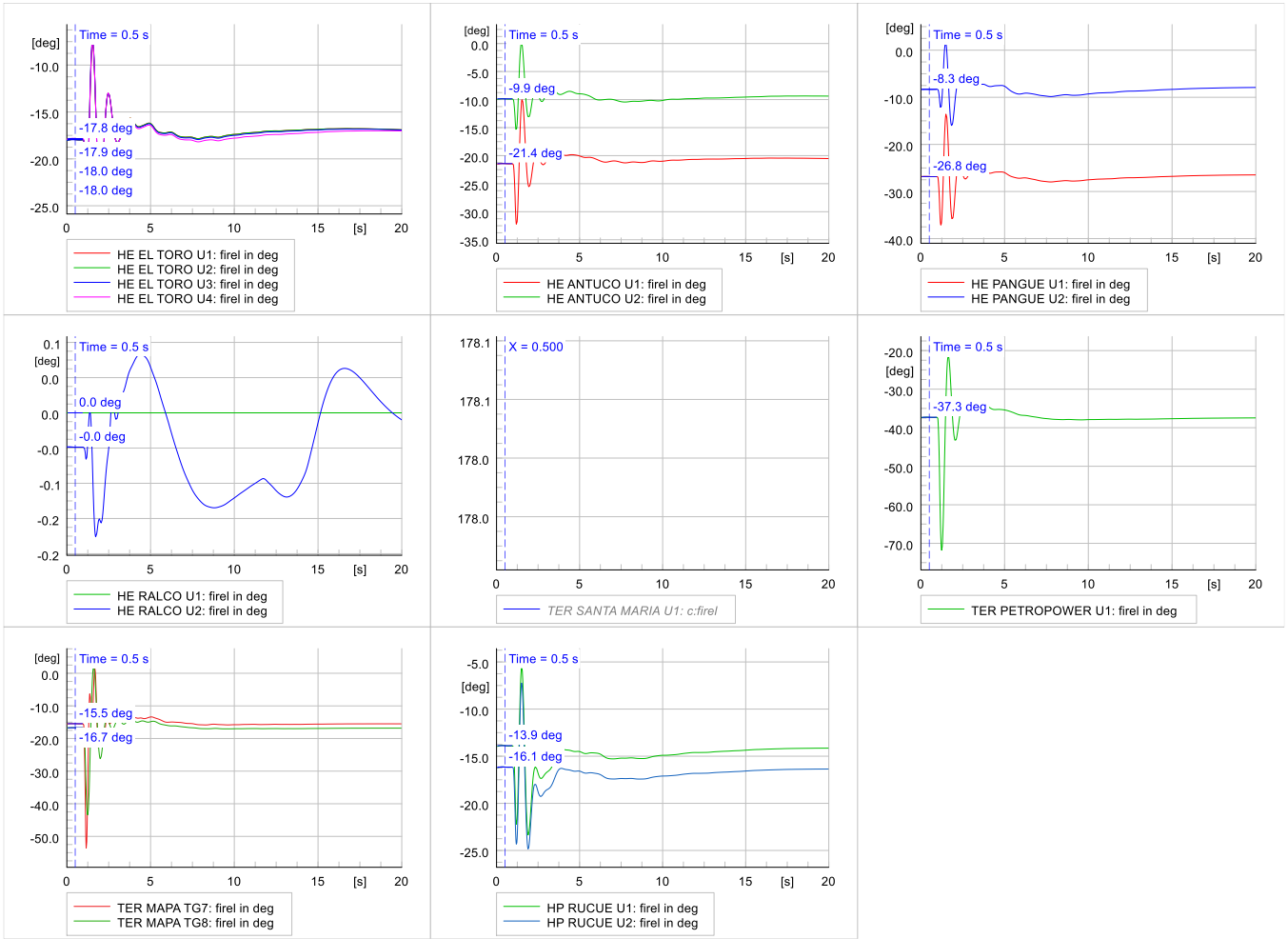
Time = 0.5 s
[deg]
-17.8 deg
-17.9 deg
-18.0 deg
-18.0 deg
[s]
HE EL TORO U1: firel in deg
HE EL TORO U2: firel in deg
HE EL TORO U3: firel in deg
HE EL TORO U4: firel in deg
-9.9 deg
-21.4 deg
HE ANTUCO U1: firel in deg
HE ANTUCO U2: firel in deg
-8.3 deg
-26.8 deg
HE PANGUE U1: firel in deg
HE PANGUE U2: firel in deg
0.0 deg
-0.0 deg
HE RALCO U1: firel in deg
HE RALCO U2: firel in deg
X = 0.500
TER SANTA MARIA U1: c:firel
-37.3 deg
TER PETROPOWER U1: firel in deg
-15.5 deg
-16.7 deg
TER MAPA TG7: firel in deg
TER MAPA TG8: firel in deg
-13.9 deg
-16.1 deg
HP RUCUE U1: firel in deg
HP RUCUE U2: firel in deg

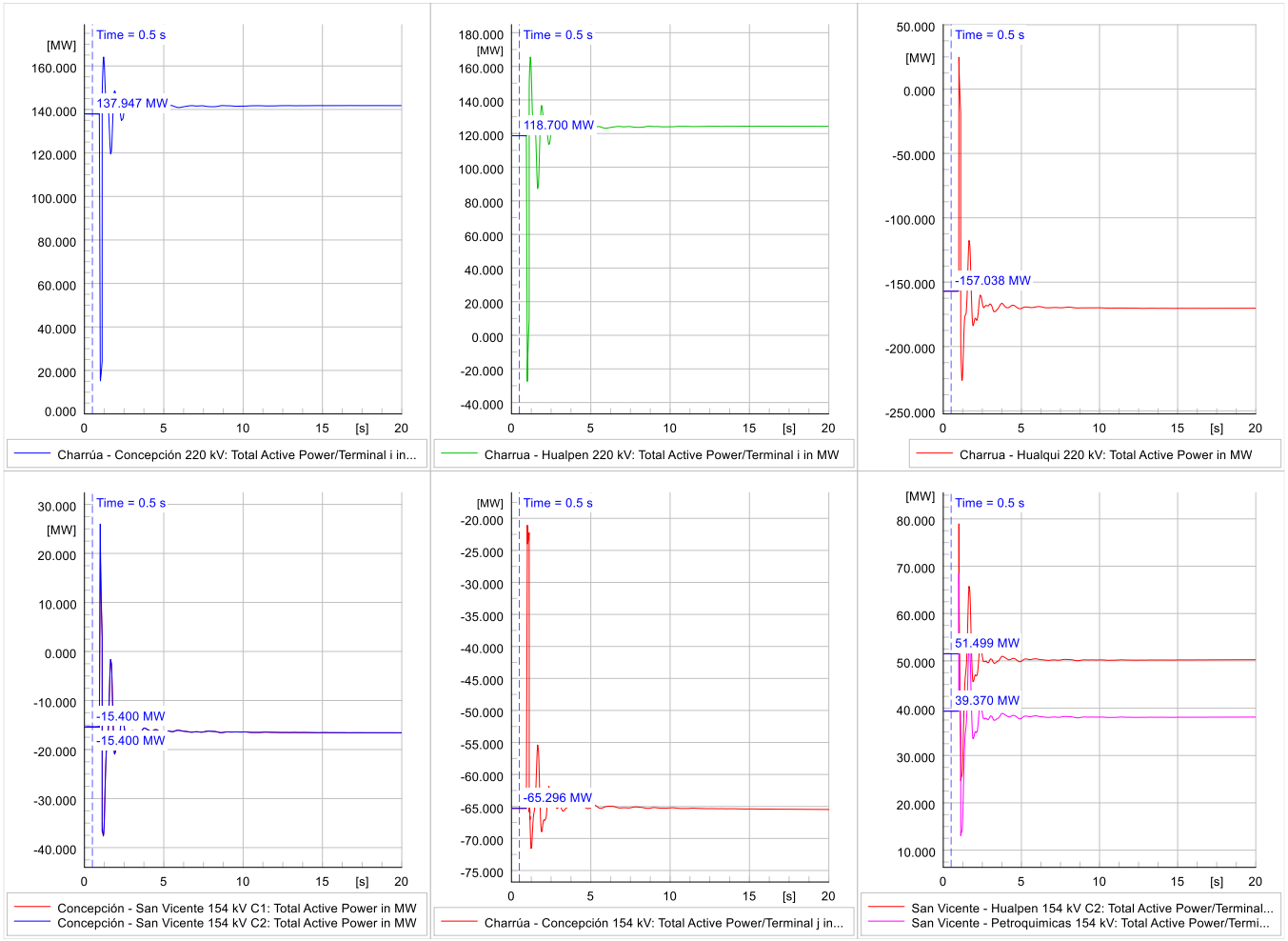
Time = 0.5 s
[MW]
137.947 MW
Charrúa - Concepción 220 kV: Total Active Power/Terminal i in...
118.700 MW
Charrua - Hualpen 220 kV: Total Active Power/Terminal i in MW
-157.038 MW
Charrua - Hualqui 220 kV: Total Active Power in MW
-15.400 MW
-15.400 MW
Concepción - San Vicente 154 kV C1: Total Active Power in MW
Concepción - San Vicente 154 kV C2: Total Active Power in MW
-65.296 MW
Charrúa - Concepción 154 kV: Total Active Power/Terminal j in...
51.499 MW
39.370 MW
San Vicente - Hualpen 154 kV C2: Total Active Power/Terminal...
San Vicente - Petroquimicas 154 kV: Total Active Power/Termi...
[s]

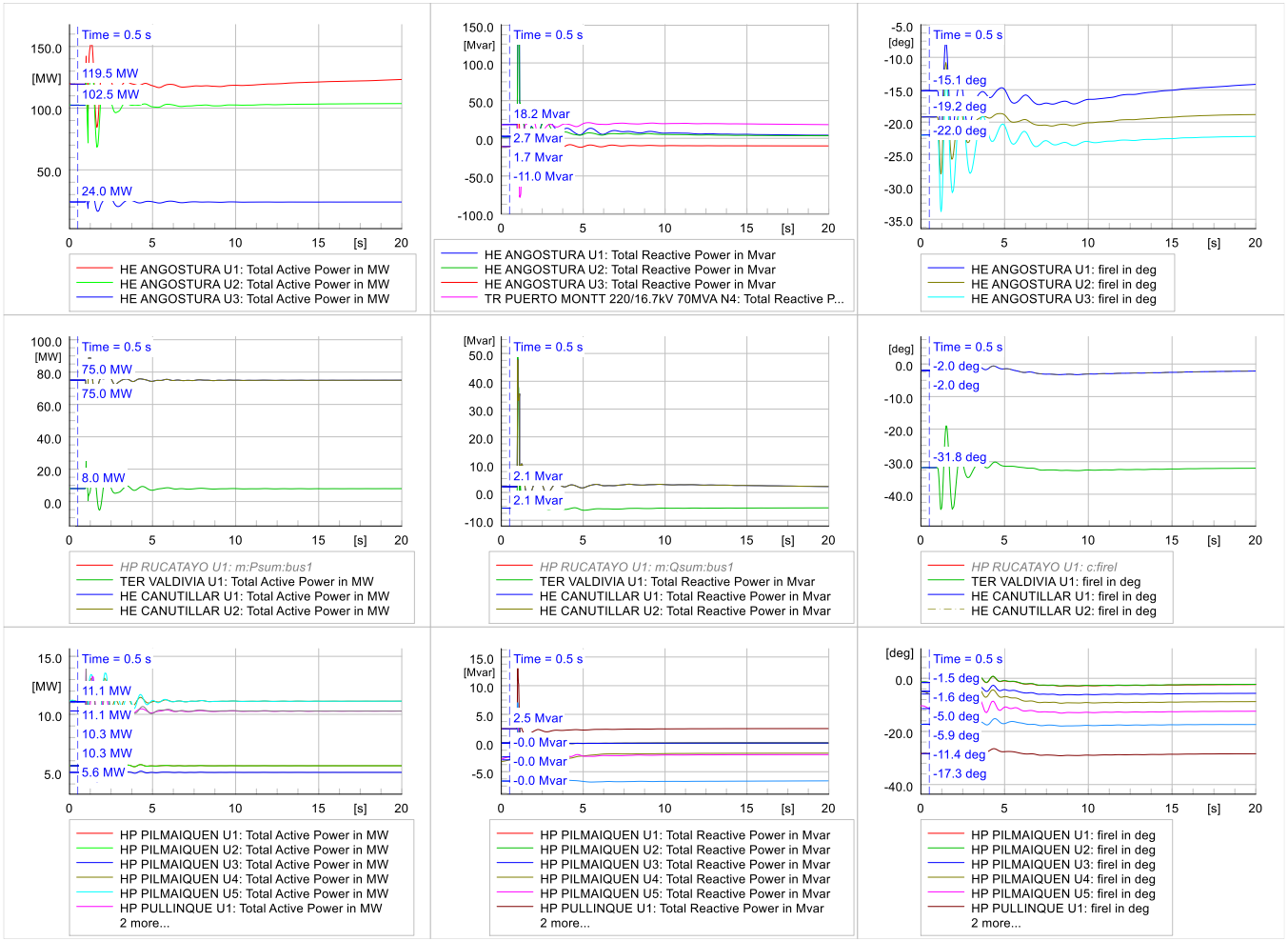
Time = 0.5 s
[MW]
119.5 MW
102.5 MW
24.0 MW
HE ANGOSTURA U1: Total Active Power in MW
HE ANGOSTURA U2: Total Active Power in MW
HE ANGOSTURA U3: Total Active Power in MW
[Mvar]
18.2 Mvar
2.7 Mvar
1.7 Mvar
-11.0 Mvar
HE ANGOSTURA U1: Total Reactive Power in Mvar
HE ANGOSTURA U2: Total Reactive Power in Mvar
HE ANGOSTURA U3: Total Reactive Power in Mvar
TR PUERTO MONTT 220/16.7kV 70MVA N4: Total Reactive P...
[deg]
-15.1 deg
-19.2 deg
-22.0 deg
HE ANGOSTURA U1: firel in deg
HE ANGOSTURA U2: firel in deg
HE ANGOSTURA U3: firel in deg
75.0 MW
75.0 MW
8.0 MW
HP RUCATAYO U1: m:Psum:bus1
TER VALDIVIA U1: Total Active Power in MW
HE CANUTILLAR U1: Total Active Power in MW
HE CANUTILLAR U2: Total Active Power in MW
2.1 Mvar
2.1 Mvar
HP RUCATAYO U1: m:Qsum:bus1
TER VALDIVIA U1: Total Reactive Power in Mvar
HE CANUTILLAR U1: Total Reactive Power in Mvar
HE CANUTILLAR U2: Total Reactive Power in Mvar
-2.0 deg
-2.0 deg
-31.8 deg
HP RUCATAYO U1: c:firel
TER VALDIVIA U1: firel in deg
HE CANUTILLAR U1: firel in deg
HE CANUTILLAR U2: firel in deg
11.1 MW
11.1 MW
10.3 MW
10.3 MW
5.6 MW
HP PILMAIQUEN U1: Total Active Power in MW
HP PILMAIQUEN U2: Total Active Power in MW
HP PILMAIQUEN U3: Total Active Power in MW
HP PILMAIQUEN U4: Total Active Power in MW
HP PILMAIQUEN U5: Total Active Power in MW
HP PULLINQUE U1: Total Active Power in MW
2 more...
2.5 Mvar
-0.0 Mvar
-0.0 Mvar
-0.0 Mvar
HP PILMAIQUEN U1: Total Reactive Power in Mvar
HP PILMAIQUEN U2: Total Reactive Power in Mvar
HP PILMAIQUEN U3: Total Reactive Power in Mvar
HP PILMAIQUEN U4: Total Reactive Power in Mvar
HP PILMAIQUEN U5: Total Reactive Power in Mvar
HP PULLINQUE U1: Total Reactive Power in Mvar
2 more...
-1.5 deg
-1.6 deg
-5.0 deg
-5.9 deg
-11.4 deg
-17.3 deg
HP PILMAIQUEN U1: firel in deg
HP PILMAIQUEN U2: firel in deg
HP PILMAIQUEN U3: firel in deg
HP PILMAIQUEN U4: firel in deg
HP PILMAIQUEN U5: firel in deg
HP PULLINQUE U1: firel in deg
2 more...

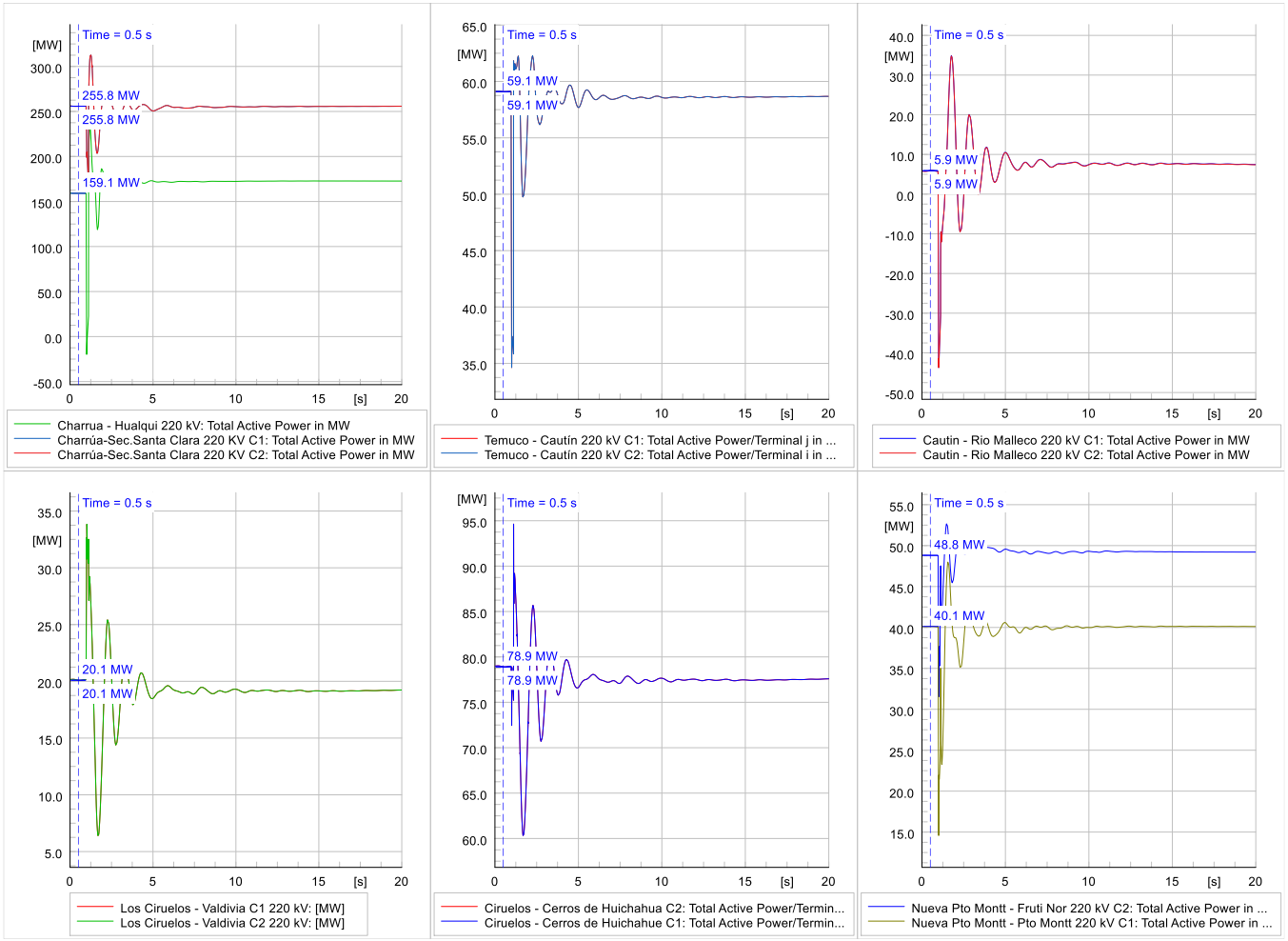
Time = 0.5 s
[MW]
255.8 MW
255.8 MW
159.1 MW
Charrua - Hualqui 220 kV: Total Active Power in MW
Charrúa-Sec.Santa Clara 220 KV C1: Total Active Power in MW
Charrúa-Sec.Santa Clara 220 KV C2: Total Active Power in MW
59.1 MW
59.1 MW
Temuco - Cautín 220 kV C1: Total Active Power/Terminal j in ...
Temuco - Cautín 220 kV C2: Total Active Power/Terminal i in ...
5.9 MW
5.9 MW
Cautin - Rio Malleco 220 kV C1: Total Active Power in MW
Cautin - Rio Malleco 220 kV C2: Total Active Power in MW
20.1 MW
20.1 MW
Los Ciruelos - Valdivia C1 220 kV: [MW]
Los Ciruelos - Valdivia C2 220 kV: [MW]
78.9 MW
78.9 MW
Ciruelos - Cerros de Huichahua C2: Total Active Power/Termin...
Ciruelos - Cerros de Huichahue C1: Total Active Power/Termin...
48.8 MW
40.1 MW
Nueva Pto Montt - Fruti Nor 220 kV C2: Total Active Power in ...
Nueva Pto Montt - Pto Montt 220 kV C1: Total Active Power in ...

17.7 E3 2024_04_07 DB 19 Hrs.- Los Changos - Parinas 500kV

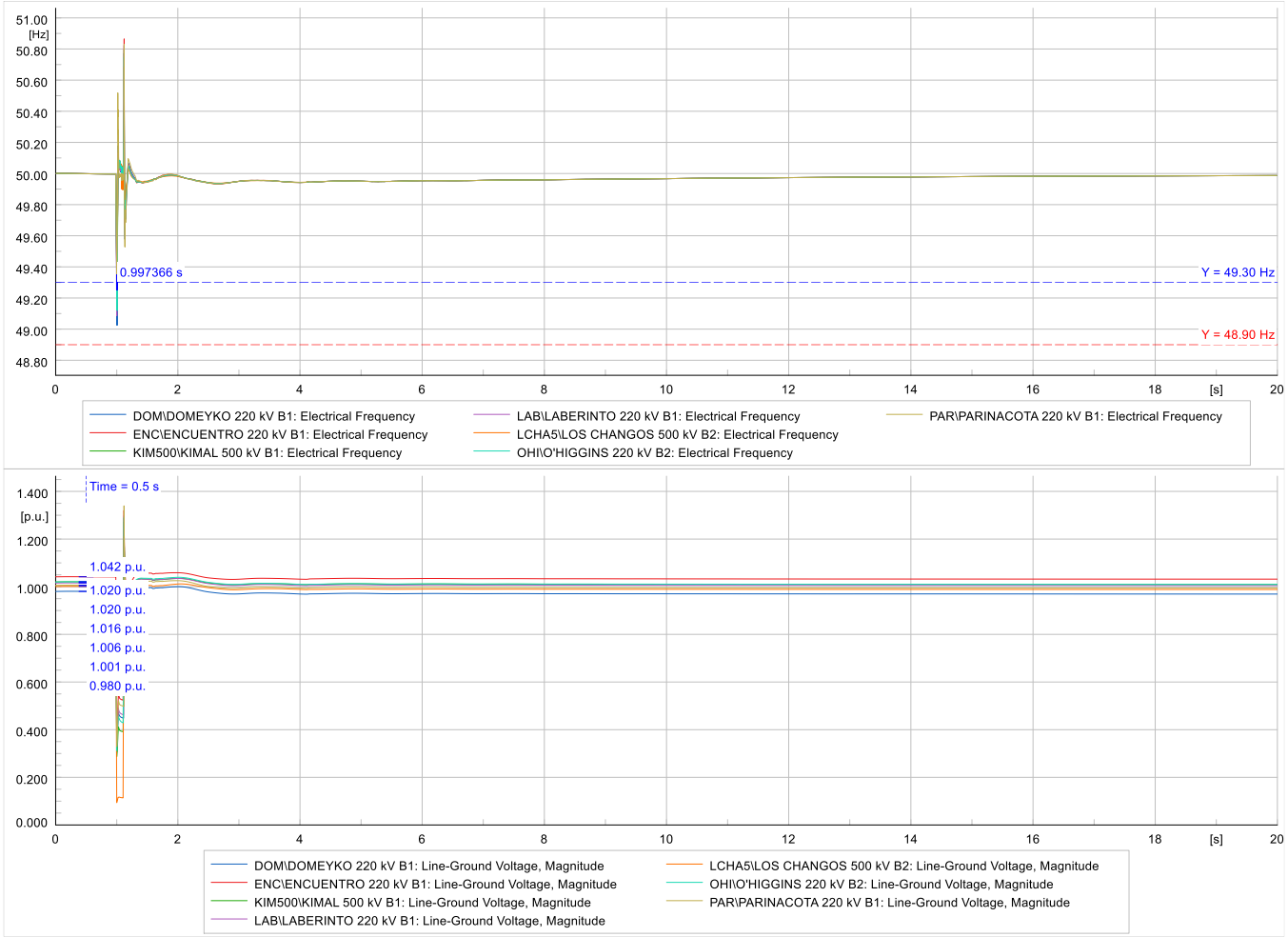

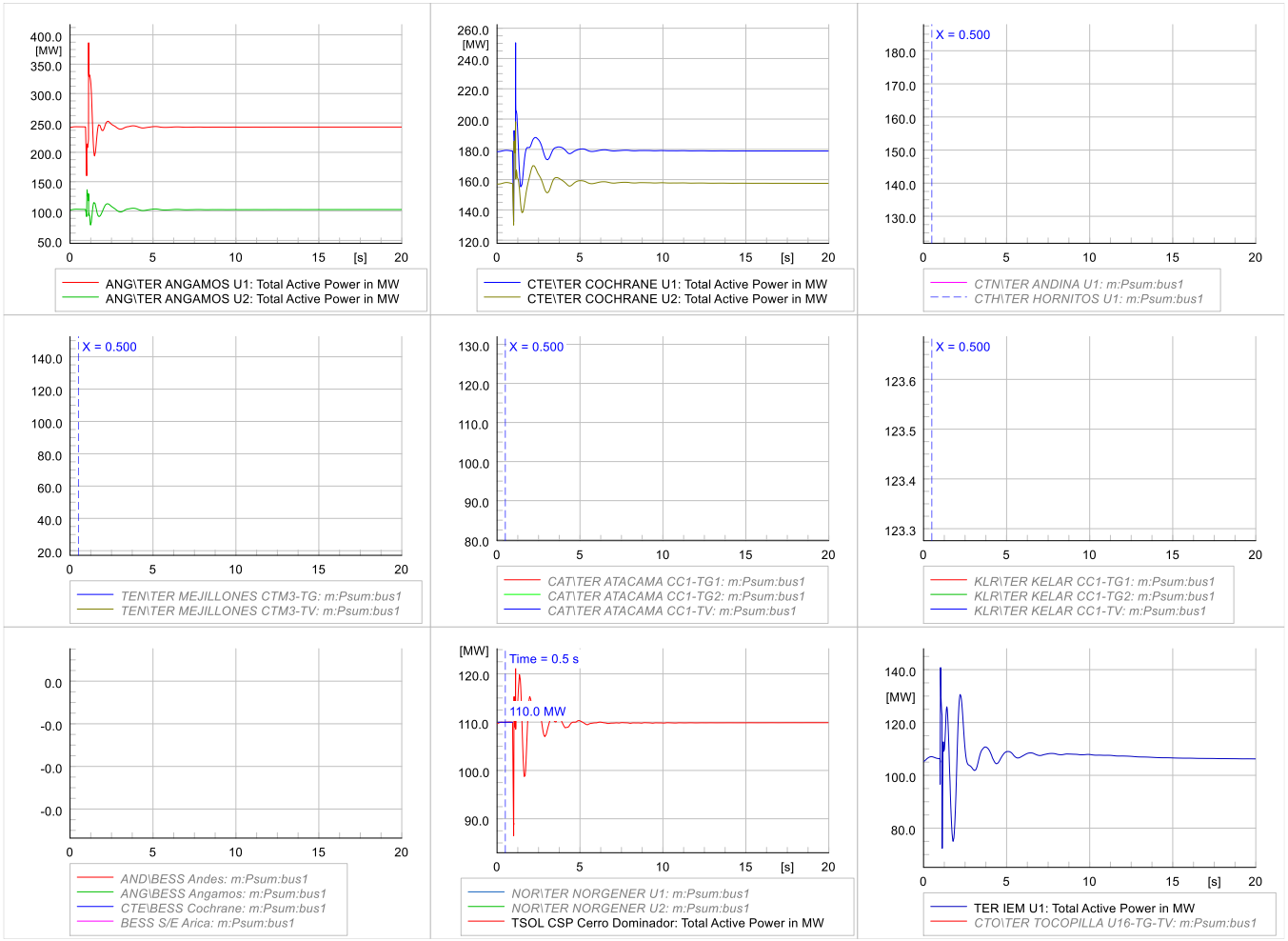
ANG\TER ANGAMOS U1: Total Active Power in MW
ANG\TER ANGAMOS U2: Total Active Power in MW
CTE\TER COCHRANE U1: Total Active Power in MW
CTE\TER COCHRANE U2: Total Active Power in MW
X = 0.500
CTN\TER ANDINA U1: m:Psum:bus1
CTH\TER HORNITOS U1: m:Psum:bus1
TEN\TER MEJILLONES CTM3-TG: m:Psum:bus1
TEN\TER MEJILLONES CTM3-TV: m:Psum:bus1
CAT\TER ATACAMA CC1-TG1: m:Psum:bus1
CAT\TER ATACAMA CC1-TG2: m:Psum:bus1
CAT\TER ATACAMA CC1-TV: m:Psum:bus1
KLR\TER KELAR CC1-TG1: m:Psum:bus1
KLR\TER KELAR CC1-TG2: m:Psum:bus1
KLR\TER KELAR CC1-TV: m:Psum:bus1
AND\BESS Andes: m:Psum:bus1
ANG\BESS Angamos: m:Psum:bus1
CTE\BESS Cochrane: m:Psum:bus1
BESS S/E Arica: m:Psum:bus1
Time = 0.5 s
110.0 MW
NOR\TER NORGENER U1: m:Psum:bus1
NOR\TER NORGENER U2: m:Psum:bus1
TSOL CSP Cerro Dominador: Total Active Power in MW
TER IEM U1: Total Active Power in MW
CTO\TER TOCOPILLA U16-TG-TV: m:Psum:bus1

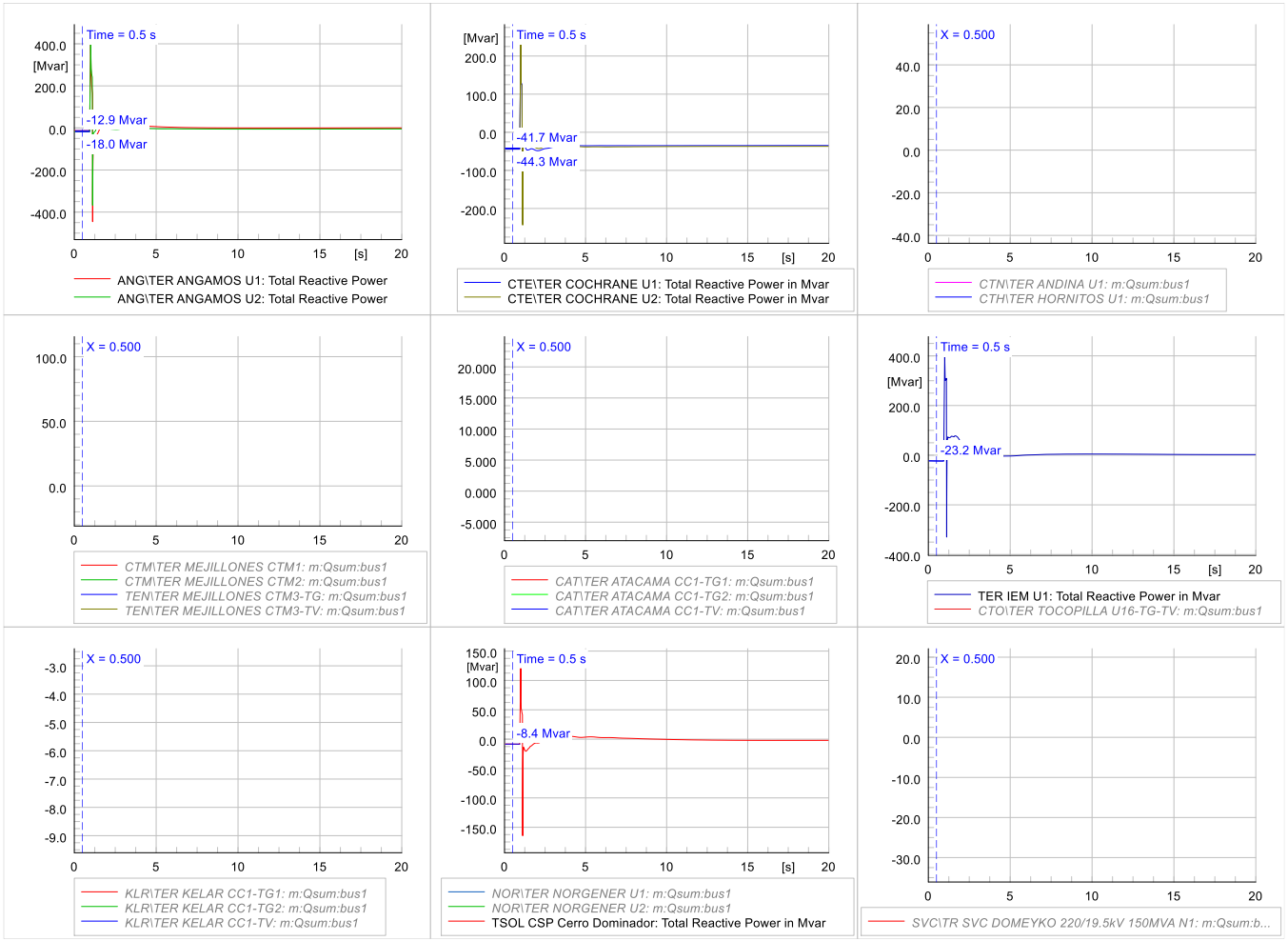
Time = 0.5 s
400.0
[Mvar]
200.0
0.0
-200.0
-400.0
-12.9 Mvar
-18.0 Mvar
0
5
10
15
[s]
20
ANG\TER ANGAMOS U1: Total Reactive Power
ANG\TER ANGAMOS U2: Total Reactive Power
[Mvar]
Time = 0.5 s
200.0
100.0
0.0
-100.0
-200.0
-41.7 Mvar
-44.3 Mvar
CTE\TER COCHRANE U1: Total Reactive Power in Mvar
CTE\TER COCHRANE U2: Total Reactive Power in Mvar
X = 0.500
40.0
20.0
0.0
-20.0
-40.0
CTN\TER ANDINA U1: m:Qsum:bus1
CTH\TER HORNITOS U1: m:Qsum:bus1
X = 0.500
100.0
50.0
0.0
CTM\TER MEJILLONES CTM1: m:Qsum:bus1
CTM\TER MEJILLONES CTM2: m:Qsum:bus1
TEN\TER MEJILLONES CTM3-TG: m:Qsum:bus1
TEN\TER MEJILLONES CTM3-TV: m:Qsum:bus1
X = 0.500
20.000
15.000
10.000
5.000
0.000
-5.000
CAT\TER ATACAMA CC1-TG1: m:Qsum:bus1
CAT\TER ATACAMA CC1-TG2: m:Qsum:bus1
CAT\TER ATACAMA CC1-TV: m:Qsum:bus1
Time = 0.5 s
400.0
[Mvar]
200.0
0.0
-200.0
-400.0
-23.2 Mvar
TER IEM U1: Total Reactive Power in Mvar
CTO\TER TOCOPILLA U16-TG-TV: m:Qsum:bus1
X = 0.500
-3.0
-4.0
-5.0
-6.0
-7.0
-8.0
-9.0
KLR\TER KELAR CC1-TG1: m:Qsum:bus1
KLR\TER KELAR CC1-TG2: m:Qsum:bus1
KLR\TER KELAR CC1-TV: m:Qsum:bus1
150.0
[Mvar]
Time = 0.5 s
100.0
50.0
0.0
-50.0
-100.0
-150.0
-8.4 Mvar
NOR\TER NORGENER U1: m:Qsum:bus1
NOR\TER NORGENER U2: m:Qsum:bus1
TSOL CSP Cerro Dominador: Total Reactive Power in Mvar
X = 0.500
20.0
10.0
0.0
-10.0
-20.0
-30.0
SVC\TR SVC DOMEYKO 220/19.5kV 150MVA N1: m:Qsum:b...

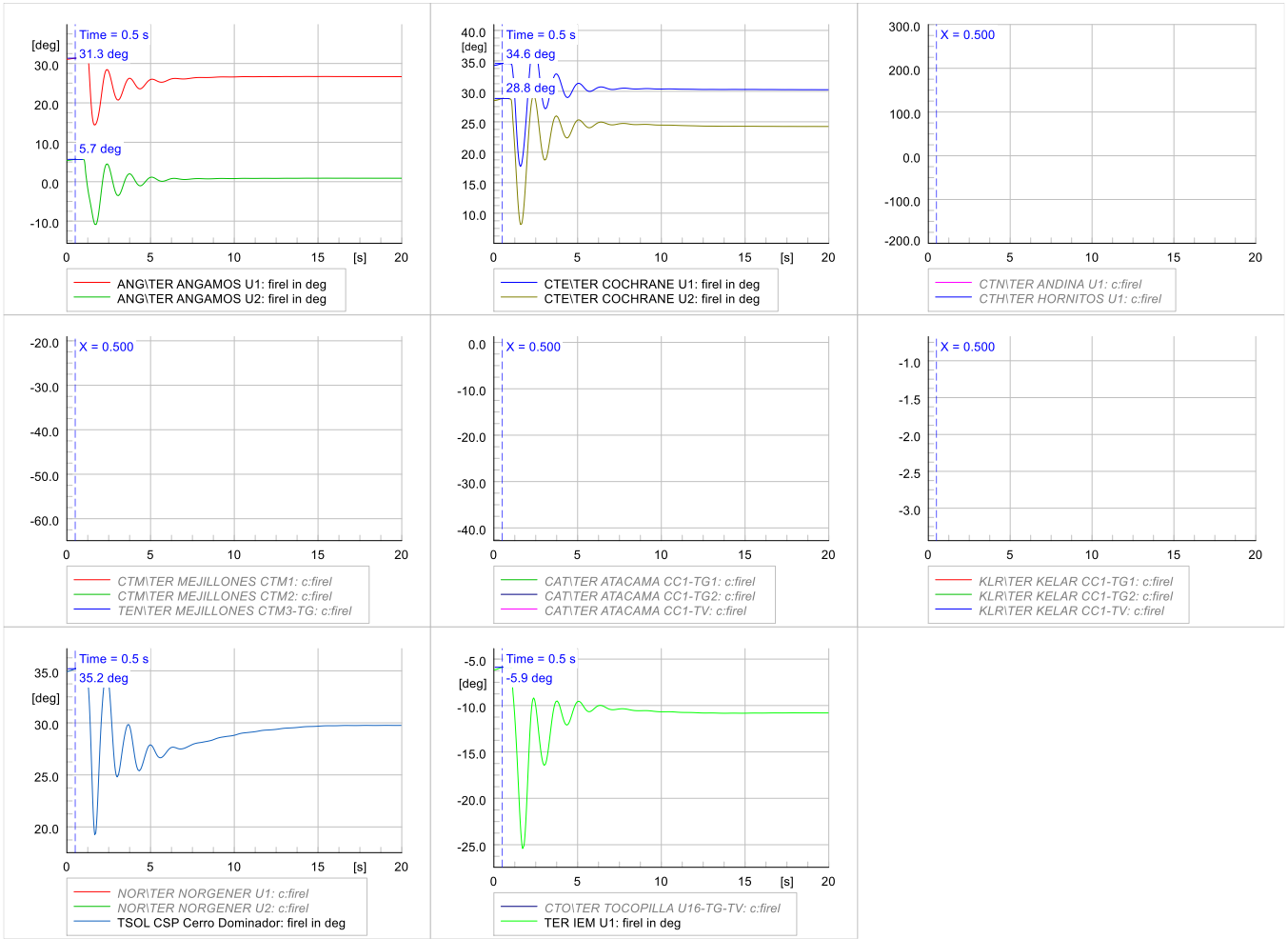
Time = 0.5 s
31.3 deg
5.7 deg
[deg]
[s]
ANG\TER ANGAMOS U1: firel in deg
ANG\TER ANGAMOS U2: firel in deg
Time = 0.5 s
34.6 deg
28.8 deg
CTE\TER COCHRANE U1: firel in deg
CTE\TER COCHRANE U2: firel in deg
X = 0.500
CTN\TER ANDINA U1: c:firel
CTH\TER HORNITOS U1: c:firel
X = 0.500
CTM\TER MEJILLONES CTM1: c:firel
CTM\TER MEJILLONES CTM2: c:firel
TEN\TER MEJILLONES CTM3-TG: c:firel
X = 0.500
CAT\TER ATACAMA CC1-TG1: c:firel
CAT\TER ATACAMA CC1-TG2: c:firel
CAT\TER ATACAMA CC1-TV: c:firel
X = 0.500
KLR\TER KELAR CC1-TG1: c:firel
KLR\TER KELAR CC1-TG2: c:firel
KLR\TER KELAR CC1-TV: c:firel
Time = 0.5 s
35.2 deg
NOR\TER NORGENER U1: c:firel
NOR\TER NORGENER U2: c:firel
TSOL CSP Cerro Dominador: firel in deg
Time = 0.5 s
-5.9 deg
CTO\TER TOCOPILLA U16-TG-TV: c:firel
TER IEM U1: firel in deg

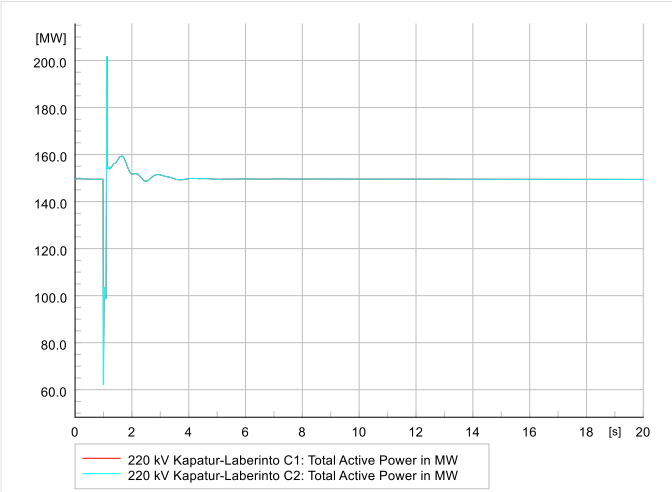
[MW]
200.0
180.0
160.0
140.0
120.0
100.0
80.0
60.0
0 2 4 6 8 10 12 14 16 18 [s] 20
220 kV Kapatur-Laberinto C1: Total Active Power in MW
220 kV Kapatur-Laberinto C2: Total Active Power in MW

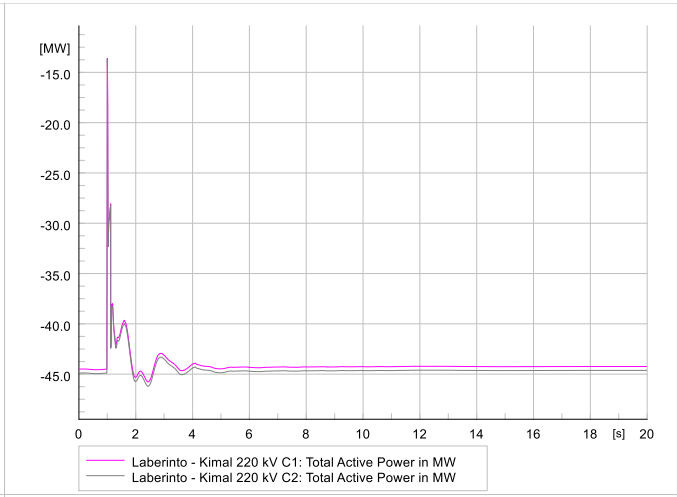
[MW]
-15.0
-20.0
-25.0
-30.0
-35.0
-40.0
-45.0
0 2 4 6 8 10 12 14 16 18 [s] 20
Laberinto - Kimal 220 kV C1: Total Active Power in MW
Laberinto - Kimal 220 kV C2: Total Active Power in MW

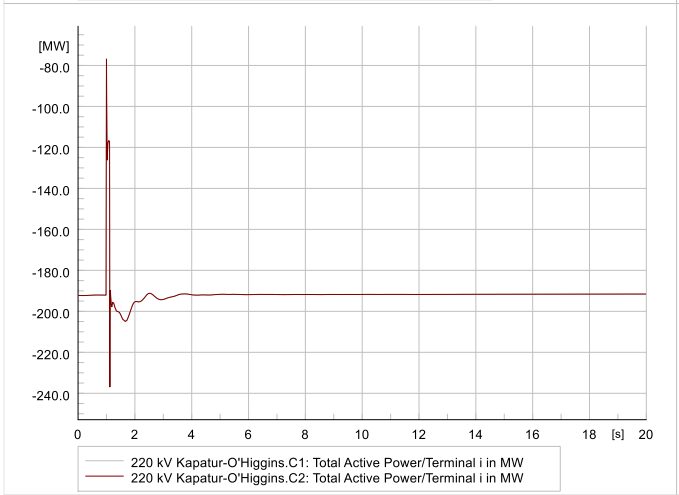
[MW]
-80.0
-100.0
-120.0
-140.0
-160.0
-180.0
-200.0
-220.0
-240.0
0 2 4 6 8 10 12 14 16 18 [s] 20
220 kV Kapatur-O'Higgins.C1: Total Active Power/Terminal i in MW
220 kV Kapatur-O'Higgins.C2: Total Active Power/Terminal i in MW

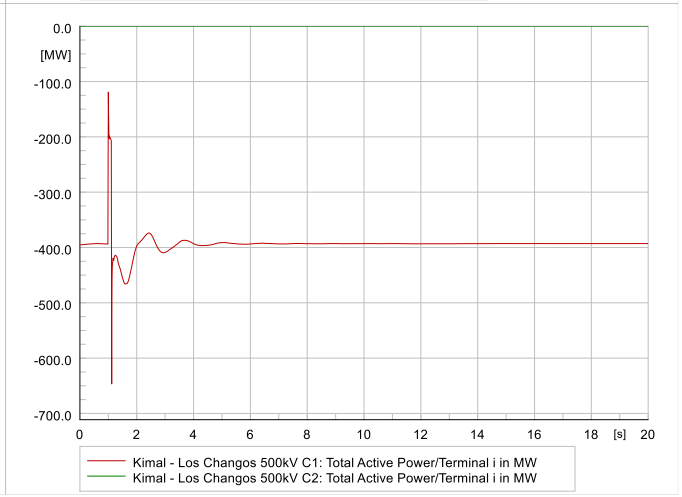
0.0
[MW]
-100.0
-200.0
-300.0
-400.0
-500.0
-600.0
-700.0
0 2 4 6 8 10 12 14 16 18 [s] 20
Kimal - Los Changos 500kV C1: Total Active Power/Terminal i in MW
Kimal - Los Changos 500kV C2: Total Active Power/Terminal i in MW

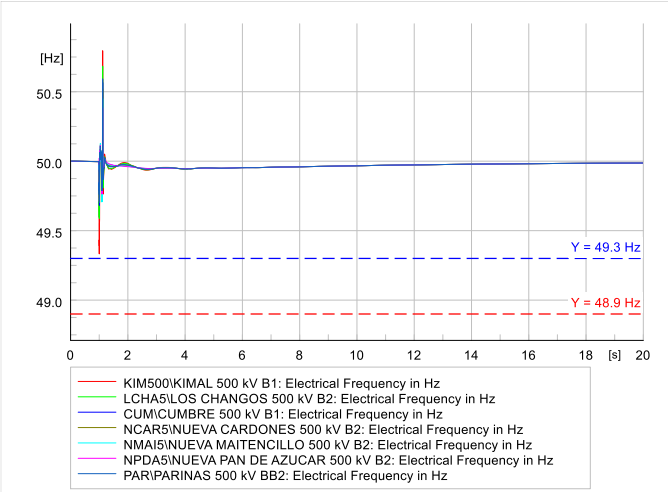
[Hz]
50.5
50.0
49.5
49.0
Y = 49.3 Hz
Y = 48.9 Hz
0 2 4 6 8 10 12 14 16 18 [s] 20
KIM500\KIMAL 500 kV B1: Electrical Frequency in Hz
LCHA5\LOS CHANGOS 500 kV B2: Electrical Frequency in Hz
CUM\CUMBRE 500 kV B1: Electrical Frequency in Hz
NCAR5\NUEVA CARDONES 500 kV B2: Electrical Frequency in Hz
NMAI5\NUEVA MAITENCILLO 500 kV B2: Electrical Frequency in Hz
NPDA5\NUEVA PAN DE AZUCAR 500 kV B2: Electrical Frequency in Hz
PAR\PARINAS 500 kV BB2: Electrical Frequency in Hz

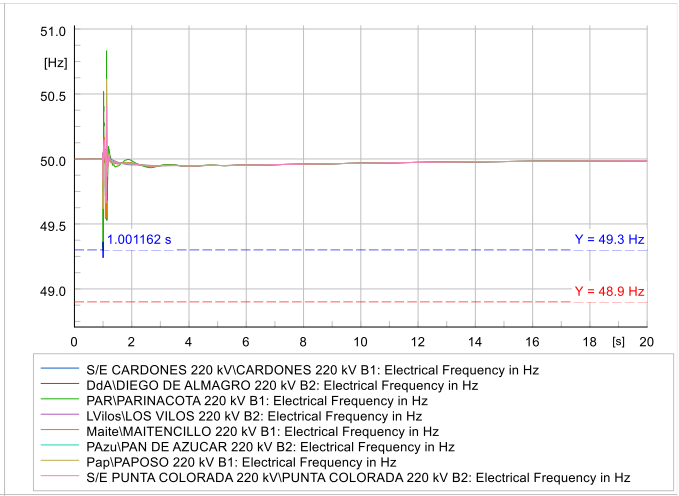
51.0
[Hz]
50.5
50.0
49.5
49.0
1.001162 s
Y = 49.3 Hz
Y = 48.9 Hz
0 2 4 6 8 10 12 14 16 18 [s] 20
S/E CARDONES 220 kV\CARDONES 220 kV B1: Electrical Frequency in Hz
DdA\DIEGO DE ALMAGRO 220 kV B2: Electrical Frequency in Hz
PAR\PARINACOTA 220 kV B1: Electrical Frequency in Hz
LVilos\LOS VILOS 220 kV B2: Electrical Frequency in Hz
Maite\MAITENCILLO 220 kV B1: Electrical Frequency in Hz
PAzu\PAN DE AZUCAR 220 kV B2: Electrical Frequency in Hz
Pap\PAPOSO 220 kV B1: Electrical Frequency in Hz
S/E PUNTA COLORADA 220 kV\PUNTA COLORADA 220 kV B2: Electrical Frequency in Hz

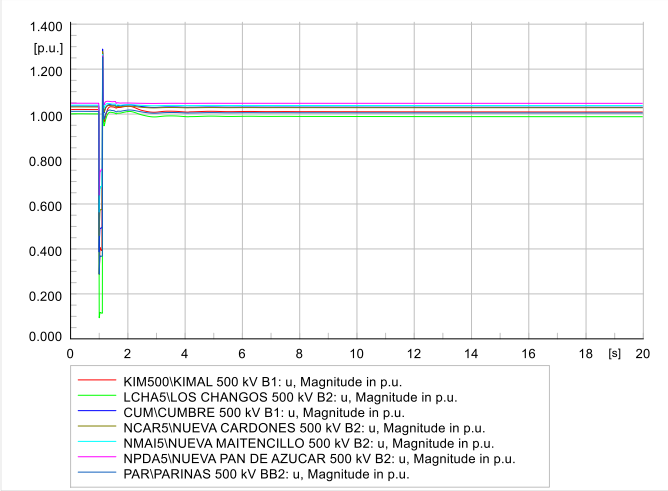
1.400
[p.u.]
1.200
1.000
0.800
0.600
0.400
0.200
0.000
0 2 4 6 8 10 12 14 16 18 [s] 20
KIM500\KIMAL 500 kV B1: u, Magnitude in p.u.
LCHA5\LOS CHANGOS 500 kV B2: u, Magnitude in p.u.
CUM\CUMBRE 500 kV B1: u, Magnitude in p.u.
NCAR5\NUEVA CARDONES 500 kV B2: u, Magnitude in p.u.
NMAI5\NUEVA MAITENCILLO 500 kV B2: u, Magnitude in p.u.
NPDA5\NUEVA PAN DE AZUCAR 500 kV B2: u, Magnitude in p.u.
PAR\PARINAS 500 kV BB2: u, Magnitude in p.u.

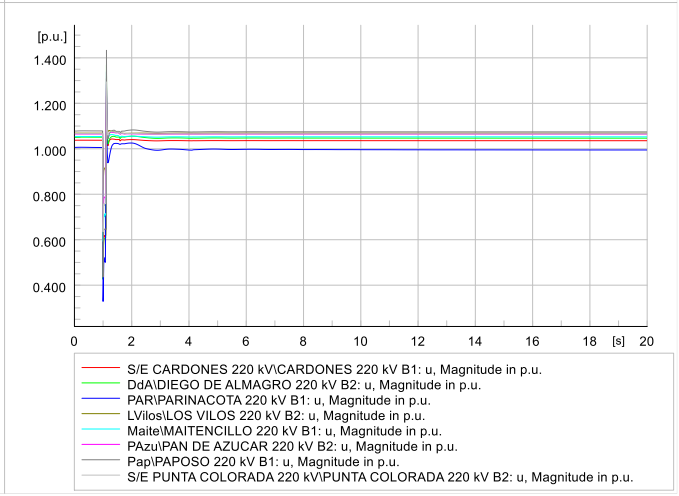
[p.u.]
1.400
1.200
1.000
0.800
0.600
0.400
0 2 4 6 8 10 12 14 16 18 [s] 20
S/E CARDONES 220 kV\CARDONES 220 kV B1: u, Magnitude in p.u.
DdA\DIEGO DE ALMAGRO 220 kV B2: u, Magnitude in p.u.
PAR\PARINACOTA 220 kV B1: u, Magnitude in p.u.
LVilos\LOS VILOS 220 kV B2: u, Magnitude in p.u.
Maite\MAITENCILLO 220 kV B1: u, Magnitude in p.u.
PAzu\PAN DE AZUCAR 220 kV B2: u, Magnitude in p.u.
Pap\PAPOSO 220 kV B1: u, Magnitude in p.u.
S/E PUNTA COLORADA 220 kV\PUNTA COLORADA 220 kV B2: u, Magnitude in p.u.

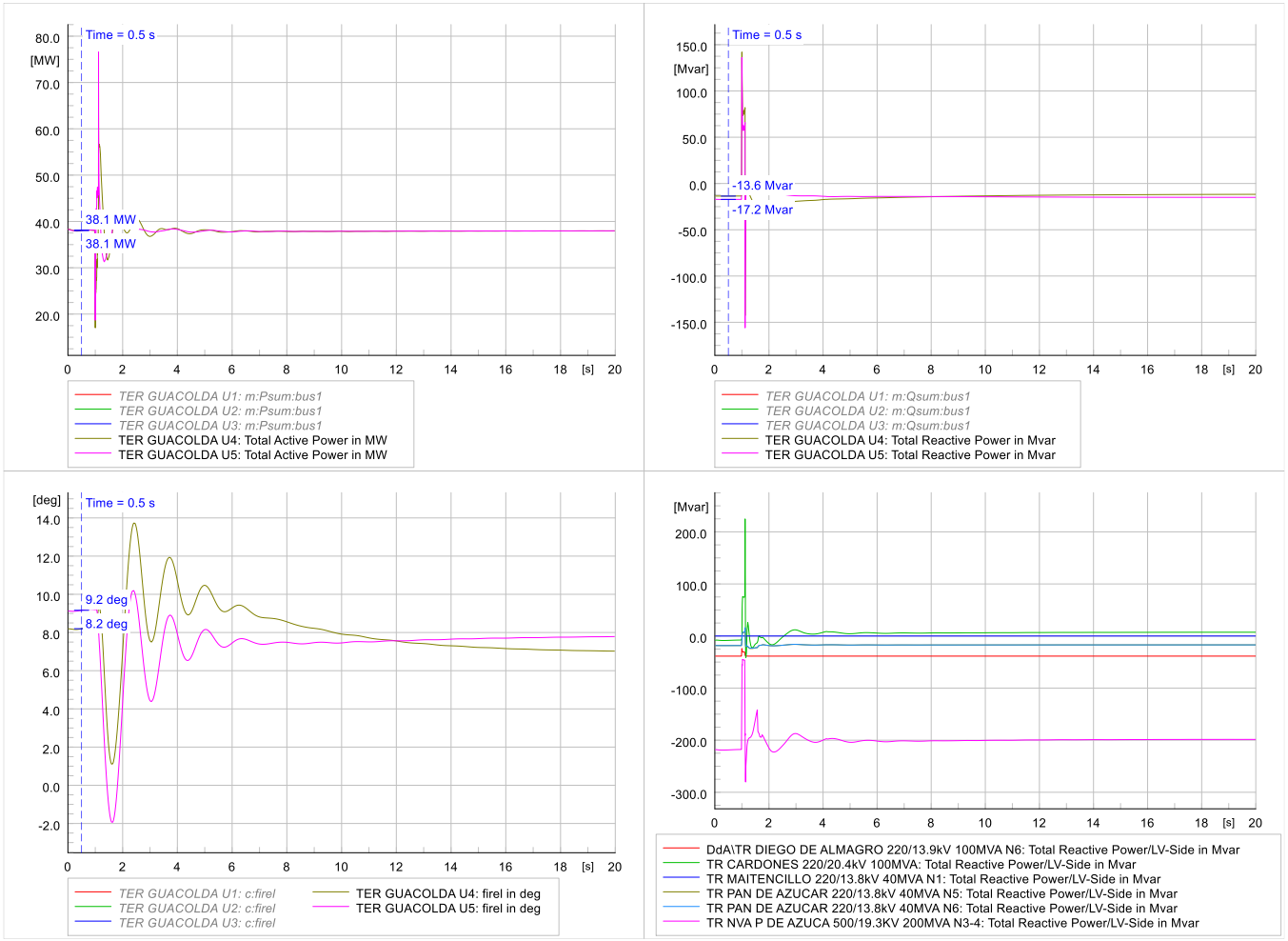
Time = 0.5 s
[MW]
38.1 MW
38.1 MW
TER GUACOLDA U1: m:Psum:bus1
TER GUACOLDA U2: m:Psum:bus1
TER GUACOLDA U3: m:Psum:bus1
TER GUACOLDA U4: Total Active Power in MW
TER GUACOLDA U5: Total Active Power in MW
Time = 0.5 s
[Mvar]
-13.6 Mvar
-17.2 Mvar
TER GUACOLDA U1: m:Qsum:bus1
TER GUACOLDA U2: m:Qsum:bus1
TER GUACOLDA U3: m:Qsum:bus1
TER GUACOLDA U4: Total Reactive Power in Mvar
TER GUACOLDA U5: Total Reactive Power in Mvar
[deg]
Time = 0.5 s
9.2 deg
8.2 deg
TER GUACOLDA U1: c:firel
TER GUACOLDA U2: c:firel
TER GUACOLDA U3: c:firel
TER GUACOLDA U4: firel in deg
TER GUACOLDA U5: firel in deg
[Mvar]
DdA\TR DIEGO DE ALMAGRO 220/13.9kV 100MVA N6: Total Reactive Power/LV-Side in Mvar
TR CARDONES 220/20.4kV 100MVA: Total Reactive Power/LV-Side in Mvar
TR MAITENCILLO 220/13.8kV 40MVA N1: Total Reactive Power/LV-Side in Mvar
TR PAN DE AZUCAR 220/13.8kV 40MVA N5: Total Reactive Power/LV-Side in Mvar
TR PAN DE AZUCAR 220/13.8kV 40MVA N6: Total Reactive Power/LV-Side in Mvar
TR NVA P DE AZUCA 500/19.3KV 200MVA N3-4: Total Reactive Power/LV-Side in Mvar

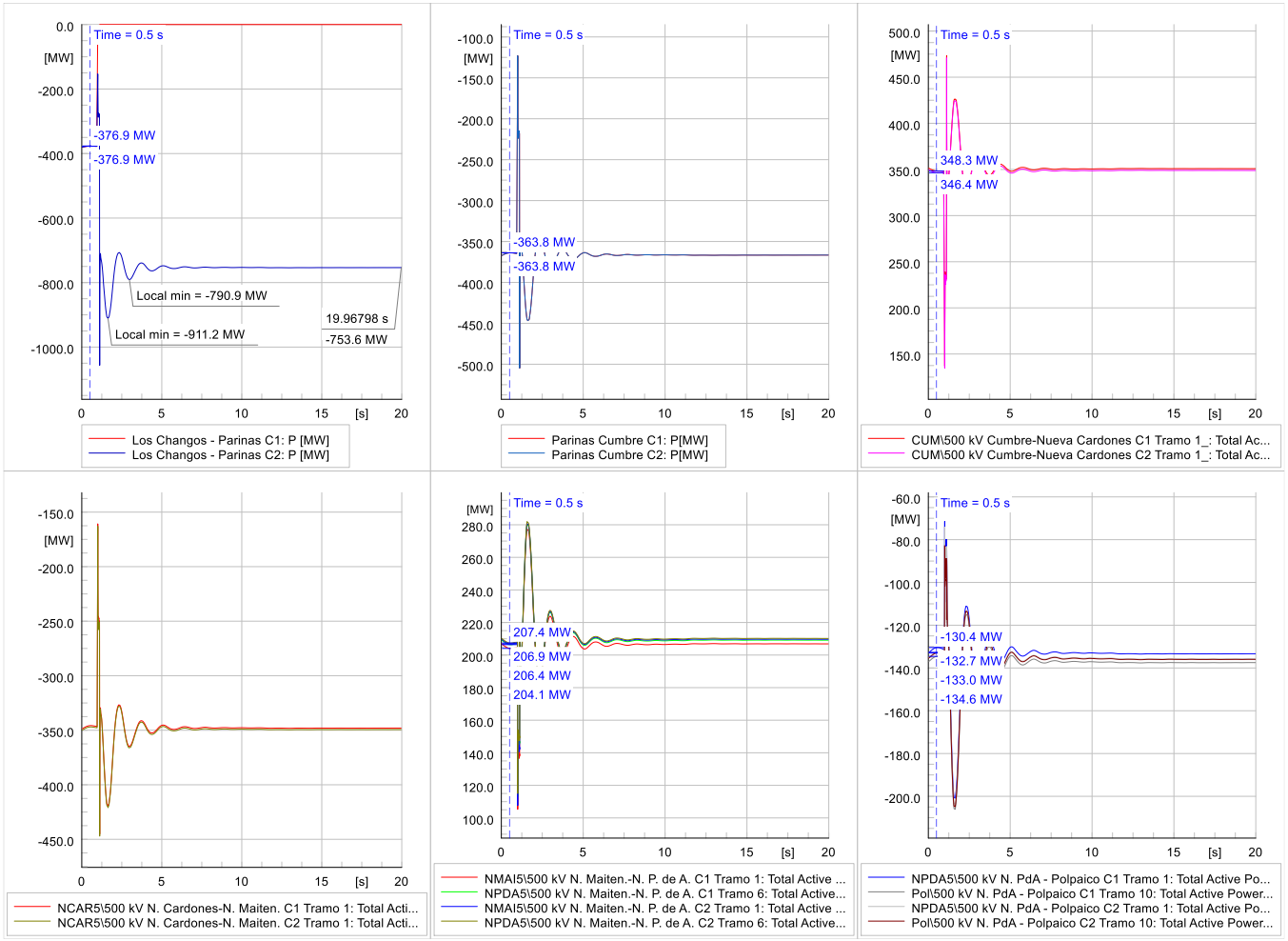
Time = 0.5 s
-376.9 MW
-376.9 MW
Local min = -790.9 MW
Local min = -911.2 MW
19.96798 s
-753.6 MW
Los Changos - Parinas C1: P [MW]
Los Changos - Parinas C2: P [MW]
-363.8 MW
-363.8 MW
Parinas Cumbre C1: P[MW]
Parinas Cumbre C2: P[MW]
348.3 MW
346.4 MW
CUM\500 kV Cumbre-Nueva Cardones C1 Tramo 1_: Total Ac...
CUM\500 kV Cumbre-Nueva Cardones C2 Tramo 1_: Total Ac...
NCAR5\500 kV N. Cardones-N. Maiten. C1 Tramo 1: Total Acti...
NCAR5\500 kV N. Cardones-N. Maiten. C2 Tramo 1: Total Acti...
207.4 MW
206.9 MW
206.4 MW
204.1 MW
NMAI5\500 kV N. Maiten.-N. P. de A. C1 Tramo 1: Total Active ...
NPDA5\500 kV N. Maiten.-N. P. de A. C1 Tramo 6: Total Active...
NMAI5\500 kV N. Maiten.-N. P. de A. C2 Tramo 1: Total Active ...
NPDA5\500 kV N. Maiten.-N. P. de A. C2 Tramo 6: Total Active...
-130.4 MW
-132.7 MW
-133.0 MW
-134.6 MW
NPDA5\500 kV N. PdA - Polpaico C1 Tramo 1: Total Active Po...
Pol\500 kV N. PdA - Polpaico C1 Tramo 10: Total Active Power...
NPDA5\500 kV N. PdA - Polpaico C2 Tramo 1: Total Active Po...
Pol\500 kV N. PdA - Polpaico C2 Tramo 10: Total Active Power...

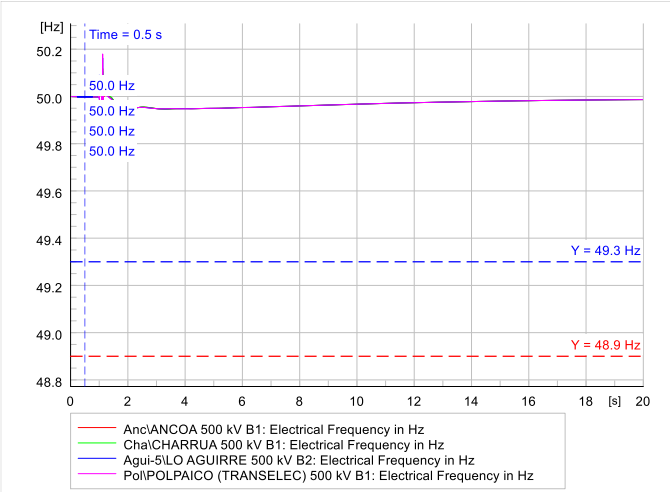
[Hz]
Time = 0.5 s
50.0 Hz
Y = 49.3 Hz
Y = 48.9 Hz
[s]
Anc\ANCOA 500 kV B1: Electrical Frequency in Hz
Cha\CHARRUA 500 kV B1: Electrical Frequency in Hz
Agui-5\LO AGUIRRE 500 kV B2: Electrical Frequency in Hz
Pol\POLPAICO (TRANSELEC) 500 kV B1: Electrical Frequency in Hz

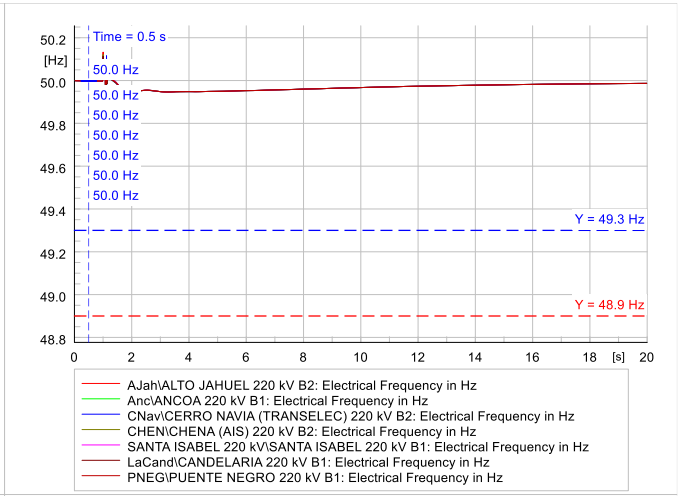
[Hz]
Time = 0.5 s
50.0 Hz
Y = 49.3 Hz
Y = 48.9 Hz
[s]
AJah\ALTO JAHUEL 220 kV B2: Electrical Frequency in Hz
Anc\ANCOA 220 kV B1: Electrical Frequency in Hz
CNav\CERRO NAVIA (TRANSELEC) 220 kV B2: Electrical Frequency in Hz
CHEN\CHENA (AIS) 220 kV B2: Electrical Frequency in Hz
SANTA ISABEL 220 kV\SANTA ISABEL 220 kV B1: Electrical Frequency in Hz
LaCand\CANDELARIA 220 kV B1: Electrical Frequency in Hz
PNEG\PUENTE NEGRO 220 kV B1: Electrical Frequency in Hz

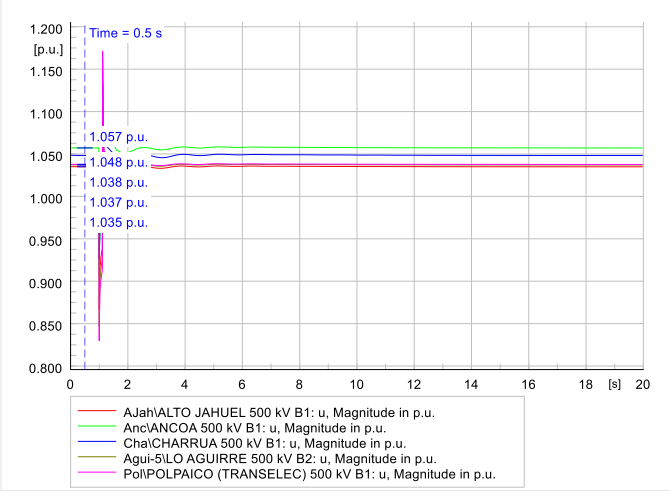
[p.u.]
Time = 0.5 s
1.057 p.u.
1.048 p.u.
1.038 p.u.
1.037 p.u.
1.035 p.u.
[s]
AJah\ALTO JAHUEL 500 kV B1: u, Magnitude in p.u.
Anc\ANCOA 500 kV B1: u, Magnitude in p.u.
Cha\CHARRUA 500 kV B1: u, Magnitude in p.u.
Agui-5\LO AGUIRRE 500 kV B2: u, Magnitude in p.u.
Pol\POLPAICO (TRANSELEC) 500 kV B1: u, Magnitude in p.u.

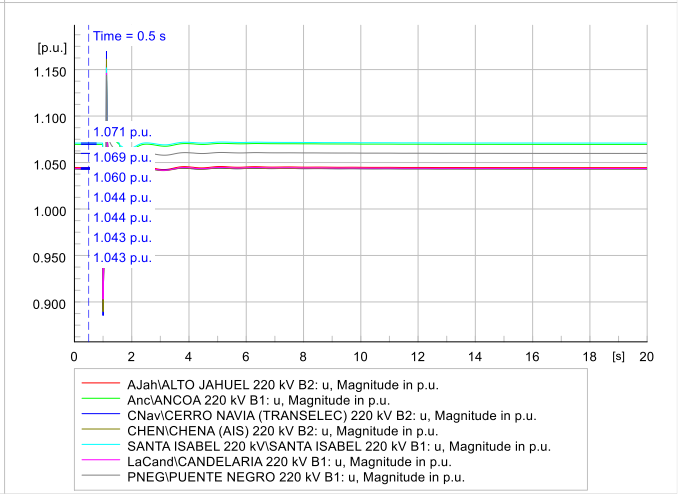
[p.u.]
Time = 0.5 s
1.071 p.u.
1.069 p.u.
1.060 p.u.
1.044 p.u.
1.044 p.u.
1.043 p.u.
1.043 p.u.
[s]
AJah\ALTO JAHUEL 220 kV B2: u, Magnitude in p.u.
Anc\ANCOA 220 kV B1: u, Magnitude in p.u.
CNav\CERRO NAVIA (TRANSELEC) 220 kV B2: u, Magnitude in p.u.
CHEN\CHENA (AIS) 220 kV B2: u, Magnitude in p.u.
SANTA ISABEL 220 kV\SANTA ISABEL 220 kV B1: u, Magnitude in p.u.
LaCand\CANDELARIA 220 kV B1: u, Magnitude in p.u.
PNEG\PUENTE NEGRO 220 kV B1: u, Magnitude in p.u.

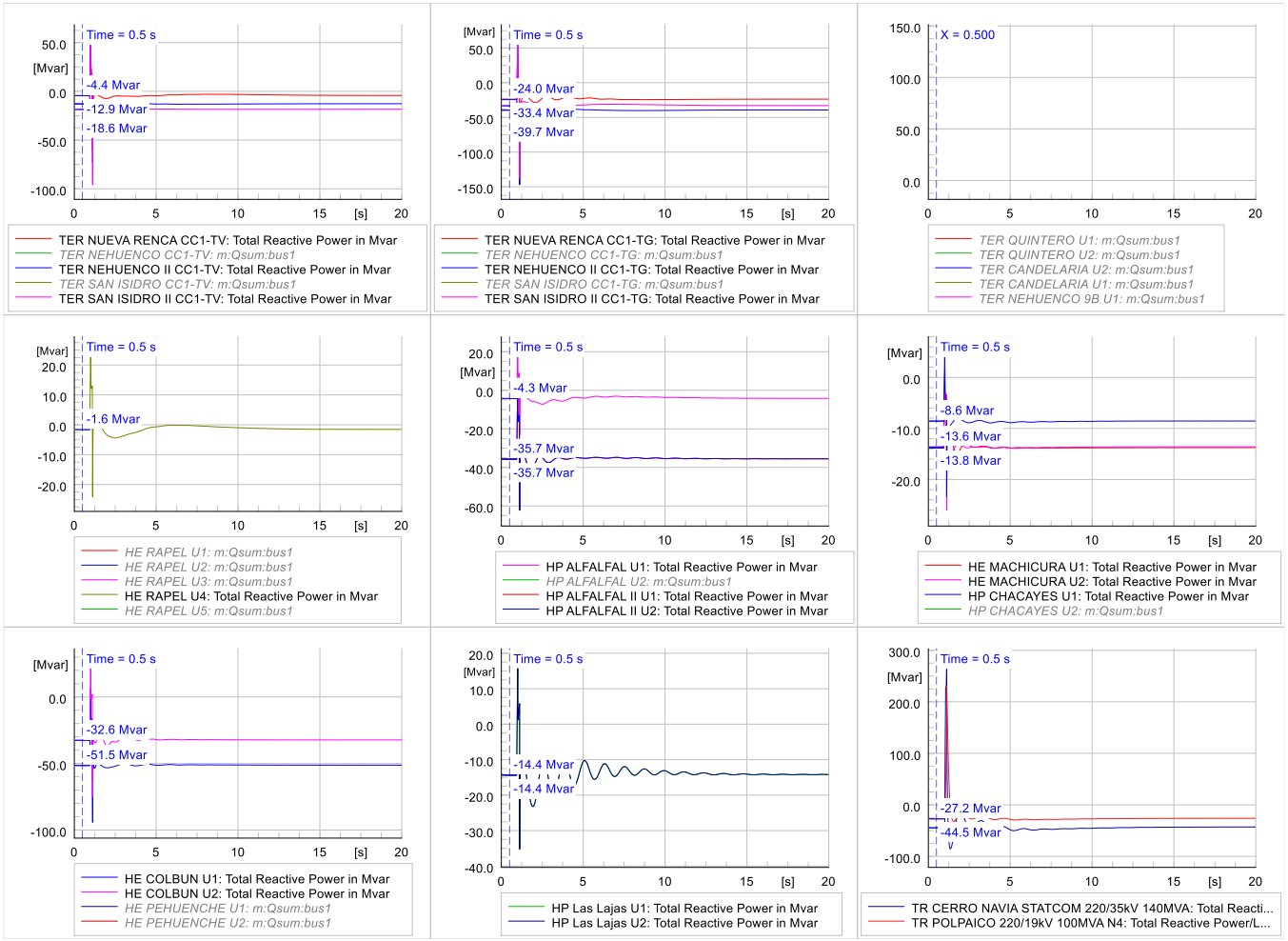
Time = 0.5 s
-4.4 Mvar
-12.9 Mvar
-18.6 Mvar
TER NUEVA RENCA CC1-TV: Total Reactive Power in Mvar
TER NEHUENCO CC1-TV: m:Qsum:bus1
TER NEHUENCO II CC1-TV: Total Reactive Power in Mvar
TER SAN ISIDRO CC1-TV: m:Qsum:bus1
TER SAN ISIDRO II CC1-TV: Total Reactive Power in Mvar
-24.0 Mvar
-33.4 Mvar
-39.7 Mvar
TER NUEVA RENCA CC1-TG: Total Reactive Power in Mvar
TER NEHUENCO CC1-TG: m:Qsum:bus1
TER NEHUENCO II CC1-TG: Total Reactive Power in Mvar
TER SAN ISIDRO CC1-TG: m:Qsum:bus1
TER SAN ISIDRO II CC1-TG: Total Reactive Power in Mvar
X = 0.500
TER QUINTERO U1: m:Qsum:bus1
TER QUINTERO U2: m:Qsum:bus1
TER CANDELARIA U2: m:Qsum:bus1
TER CANDELARIA U1: m:Qsum:bus1
TER NEHUENCO 9B U1: m:Qsum:bus1
-1.6 Mvar
HE RAPEL U1: m:Qsum:bus1
HE RAPEL U2: m:Qsum:bus1
HE RAPEL U3: m:Qsum:bus1
HE RAPEL U4: Total Reactive Power in Mvar
HE RAPEL U5: m:Qsum:bus1
-4.3 Mvar
-35.7 Mvar
-35.7 Mvar
HP ALFALFAL U1: Total Reactive Power in Mvar
HP ALFALFAL U2: m:Qsum:bus1
HP ALFALFAL II U1: Total Reactive Power in Mvar
HP ALFALFAL II U2: Total Reactive Power in Mvar
-8.6 Mvar
-13.6 Mvar
-13.8 Mvar
HE MACHICURA U1: Total Reactive Power in Mvar
HE MACHICURA U2: Total Reactive Power in Mvar
HP CHACAYES U1: Total Reactive Power in Mvar
HP CHACAYES U2: m:Qsum:bus1
-32.6 Mvar
-51.5 Mvar
HE COLBUN U1: Total Reactive Power in Mvar
HE COLBUN U2: Total Reactive Power in Mvar
HE PEHUENCHE U1: m:Qsum:bus1
HE PEHUENCHE U2: m:Qsum:bus1
-14.4 Mvar
-14.4 Mvar
HP Las Lajas U1: Total Reactive Power in Mvar
HP Las Lajas U2: Total Reactive Power in Mvar
-27.2 Mvar
-44.5 Mvar
TR CERRO NAVIA STATCOM 220/35kV 140MVA: Total Reacti...
TR POLPAICO 220/19kV 100MVA N4: Total Reactive Power/L...

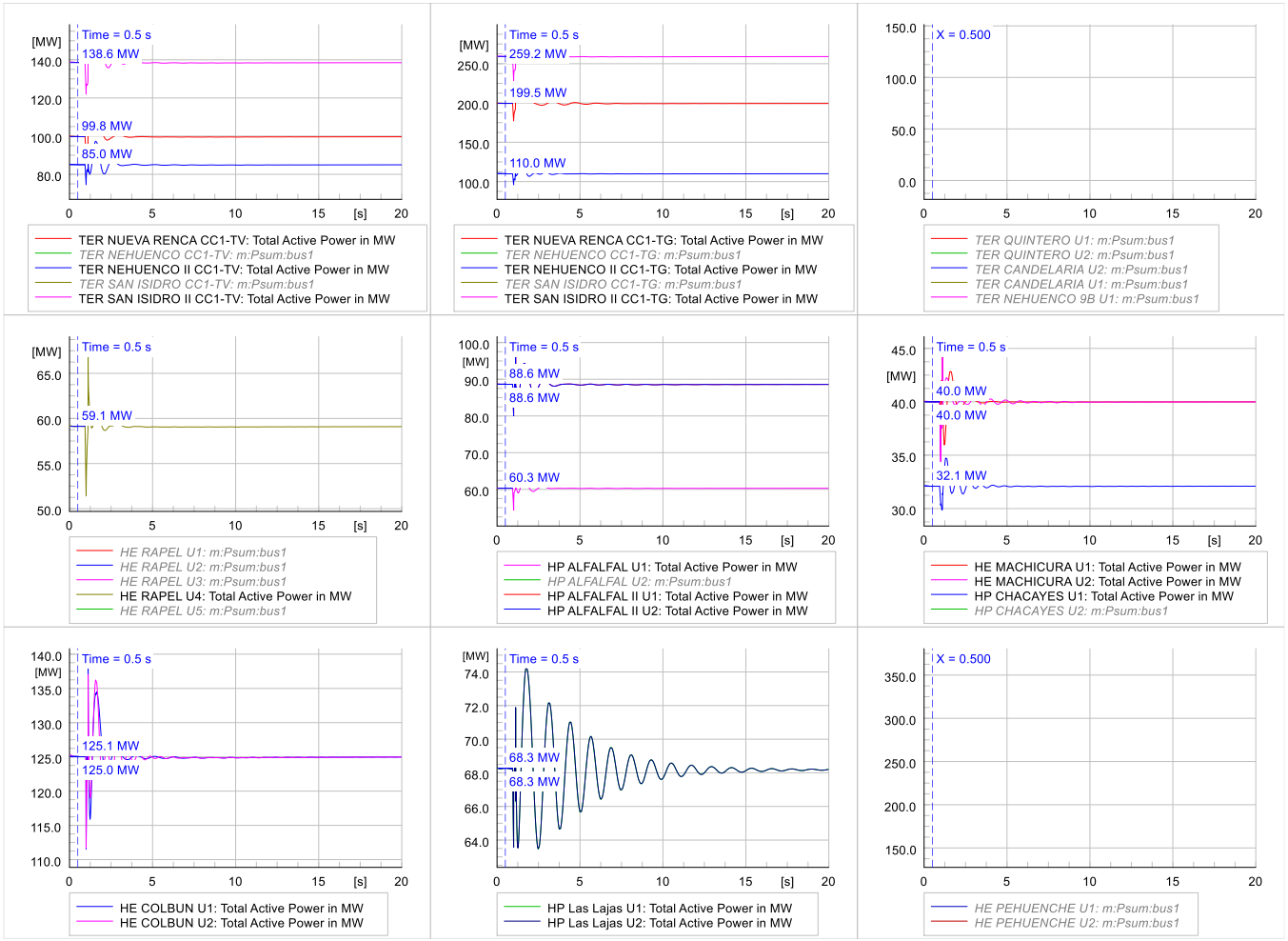
Time = 0.5 s
138.6 MW
99.8 MW
85.0 MW
TER NUEVA RENCA CC1-TV: Total Active Power in MW
TER NEHUENCO CC1-TV: m:Psum:bus1
TER NEHUENCO II CC1-TV: Total Active Power in MW
TER SAN ISIDRO CC1-TV: m:Psum:bus1
TER SAN ISIDRO II CC1-TV: Total Active Power in MW
Time = 0.5 s
259.2 MW
199.5 MW
110.0 MW
TER NUEVA RENCA CC1-TG: Total Active Power in MW
TER NEHUENCO CC1-TG: m:Psum:bus1
TER NEHUENCO II CC1-TG: Total Active Power in MW
TER SAN ISIDRO CC1-TG: m:Psum:bus1
TER SAN ISIDRO II CC1-TG: Total Active Power in MW
X = 0.500
TER QUINTERO U1: m:Psum:bus1
TER QUINTERO U2: m:Psum:bus1
TER CANDELARIA U2: m:Psum:bus1
TER CANDELARIA U1: m:Psum:bus1
TER NEHUENCO 9B U1: m:Psum:bus1
Time = 0.5 s
59.1 MW
HE RAPEL U1: m:Psum:bus1
HE RAPEL U2: m:Psum:bus1
HE RAPEL U3: m:Psum:bus1
HE RAPEL U4: Total Active Power in MW
HE RAPEL U5: m:Psum:bus1
Time = 0.5 s
88.6 MW
88.6 MW
60.3 MW
HP ALFALFAL U1: Total Active Power in MW
HP ALFALFAL U2: m:Psum:bus1
HP ALFALFAL II U1: Total Active Power in MW
HP ALFALFAL II U2: Total Active Power in MW
Time = 0.5 s
40.0 MW
40.0 MW
32.1 MW
HE MACHICURA U1: Total Active Power in MW
HE MACHICURA U2: Total Active Power in MW
HP CHACAYES U1: Total Active Power in MW
HP CHACAYES U2: m:Psum:bus1
Time = 0.5 s
125.1 MW
125.0 MW
HE COLBUN U1: Total Active Power in MW
HE COLBUN U2: Total Active Power in MW
Time = 0.5 s
68.3 MW
68.3 MW
HP Las Lajas U1: Total Active Power in MW
HP Las Lajas U2: Total Active Power in MW
X = 0.500
HE PEHUENCHE U1: m:Psum:bus1
HE PEHUENCHE U2: m:Psum:bus1

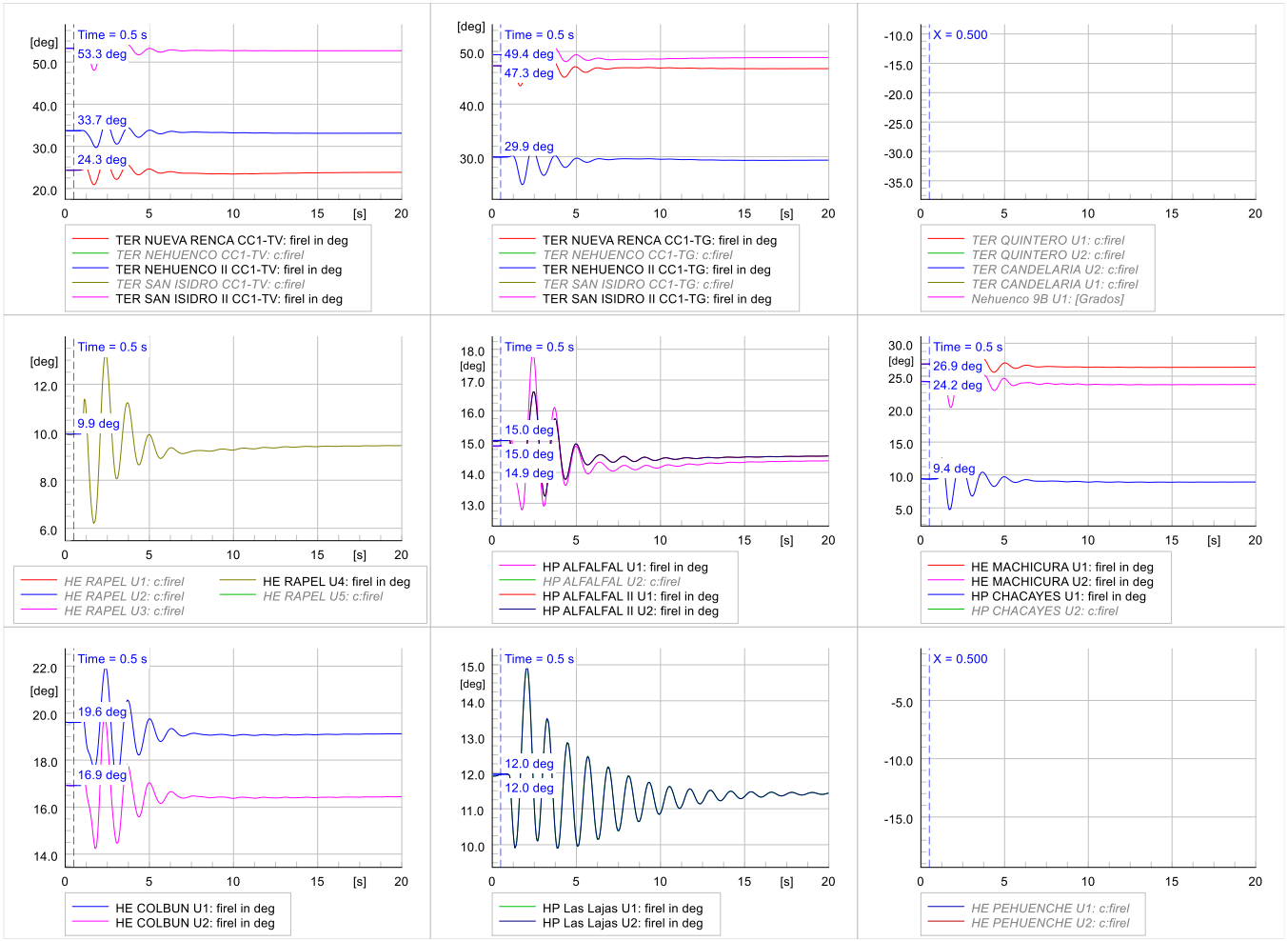
Time = 0.5 s
53.3 deg
33.7 deg
24.3 deg
TER NUEVA RENCA CC1-TV: firel in deg
TER NEHUENCO CC1-TV: c:firel
TER NEHUENCO II CC1-TV: firel in deg
TER SAN ISIDRO CC1-TV: c:firel
TER SAN ISIDRO II CC1-TV: firel in deg
49.4 deg
47.3 deg
29.9 deg
TER NUEVA RENCA CC1-TG: firel in deg
TER NEHUENCO CC1-TG: c:firel
TER NEHUENCO II CC1-TG: firel in deg
TER SAN ISIDRO CC1-TG: c:firel
TER SAN ISIDRO II CC1-TG: firel in deg
X = 0.500
TER QUINTERO U1: c:firel
TER QUINTERO U2: c:firel
TER CANDELARIA U2: c:firel
TER CANDELARIA U1: c:firel
Nehuenco 9B U1: [Grados]
9.9 deg
HE RAPEL U1: c:firel
HE RAPEL U2: c:firel
HE RAPEL U3: c:firel
HE RAPEL U4: firel in deg
HE RAPEL U5: c:firel
15.0 deg
15.0 deg
14.9 deg
HP ALFALFAL U1: firel in deg
HP ALFALFAL U2: c:firel
HP ALFALFAL II U1: firel in deg
HP ALFALFAL II U2: firel in deg
26.9 deg
24.2 deg
9.4 deg
HE MACHICURA U1: firel in deg
HE MACHICURA U2: firel in deg
HP CHACAYES U1: firel in deg
HP CHACAYES U2: c:firel
19.6 deg
16.9 deg
HE COLBUN U1: firel in deg
HE COLBUN U2: firel in deg
12.0 deg
12.0 deg
HP Las Lajas U1: firel in deg
HP Las Lajas U2: firel in deg
HE PEHUENCHE U1: c:firel
HE PEHUENCHE U2: c:firel

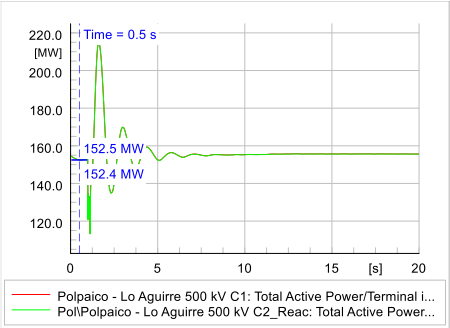
Time = 0.5 s
[MW]
152.5 MW
152.4 MW
Polpaico - Lo Aguirre 500 kV C1: Total Active Power/Terminal i...
Pol\Polpaico - Lo Aguirre 500 kV C2_Reac: Total Active Power...

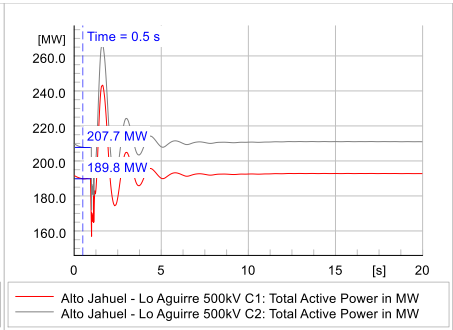
Time = 0.5 s
[MW]
207.7 MW
189.8 MW
Alto Jahuel - Lo Aguirre 500kV C1: Total Active Power in MW
Alto Jahuel - Lo Aguirre 500kV C2: Total Active Power in MW

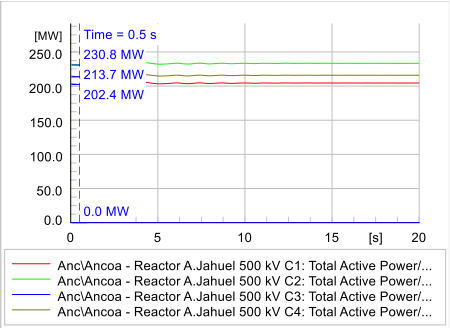
Time = 0.5 s
[MW]
230.8 MW
213.7 MW
202.4 MW
0.0 MW
Anc\Ancoa - Reactor A.Jahuel 500 kV C1: Total Active Power/...
Anc\Ancoa - Reactor A.Jahuel 500 kV C2: Total Active Power/...
Anc\Ancoa - Reactor A.Jahuel 500 kV C3: Total Active Power/...
Anc\Ancoa - Reactor A.Jahuel 500 kV C4: Total Active Power/...

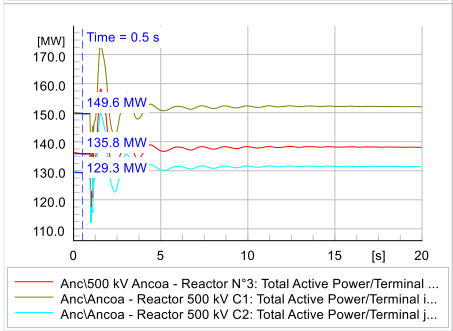
Time = 0.5 s
[MW]
149.6 MW
135.8 MW
129.3 MW
Anc\500 kV Ancoa - Reactor N°3: Total Active Power/Terminal ...
Anc\Ancoa - Reactor 500 kV C1: Total Active Power/Terminal i...
Anc\Ancoa - Reactor 500 kV C2: Total Active Power/Terminal j...

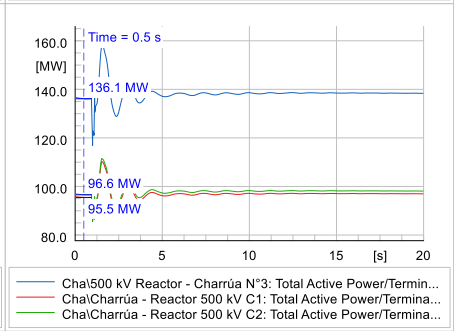
Time = 0.5 s
[MW]
136.1 MW
96.6 MW
95.5 MW
Cha\500 kV Reactor - Charrúa N°3: Total Active Power/Termin...
Cha\Charrúa - Reactor 500 kV C1: Total Active Power/Termina...
Cha\Charrúa - Reactor 500 kV C2: Total Active Power/Termina...

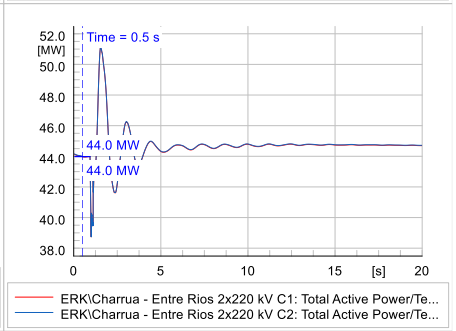
Time = 0.5 s
[MW]
44.0 MW
44.0 MW
ERK\Charrua - Entre Rios 2x220 kV C1: Total Active Power/Te...
ERK\Charrua - Entre Rios 2x220 kV C2: Total Active Power/Te...

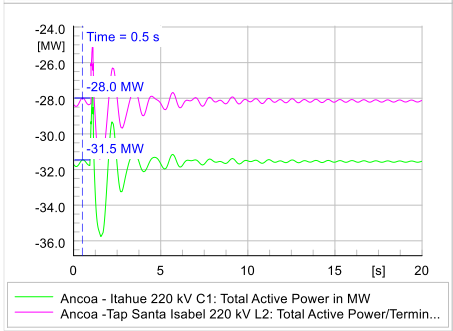
Time = 0.5 s
[MW]
-28.0 MW
-31.5 MW
Ancoa - Itahue 220 kV C1: Total Active Power in MW
Ancoa -Tap Santa Isabel 220 kV L2: Total Active Power/Termin...

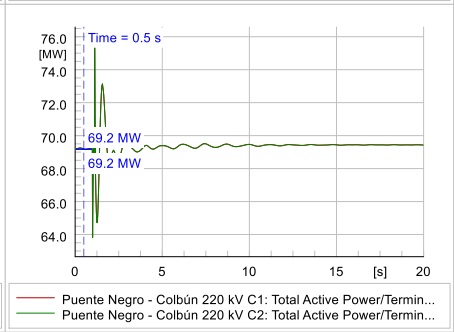
Time = 0.5 s
[MW]
69.2 MW
69.2 MW
Puente Negro - Colbún 220 kV C1: Total Active Power/Termin...
Puente Negro - Colbún 220 kV C2: Total Active Power/Termin...

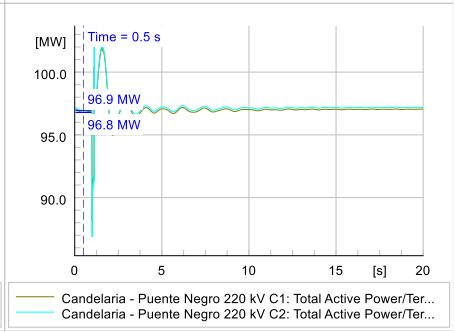
Time = 0.5 s
[MW]
96.9 MW
96.8 MW
Candelaria - Puente Negro 220 kV C1: Total Active Power/Ter...
Candelaria - Puente Negro 220 kV C2: Total Active Power/Ter...

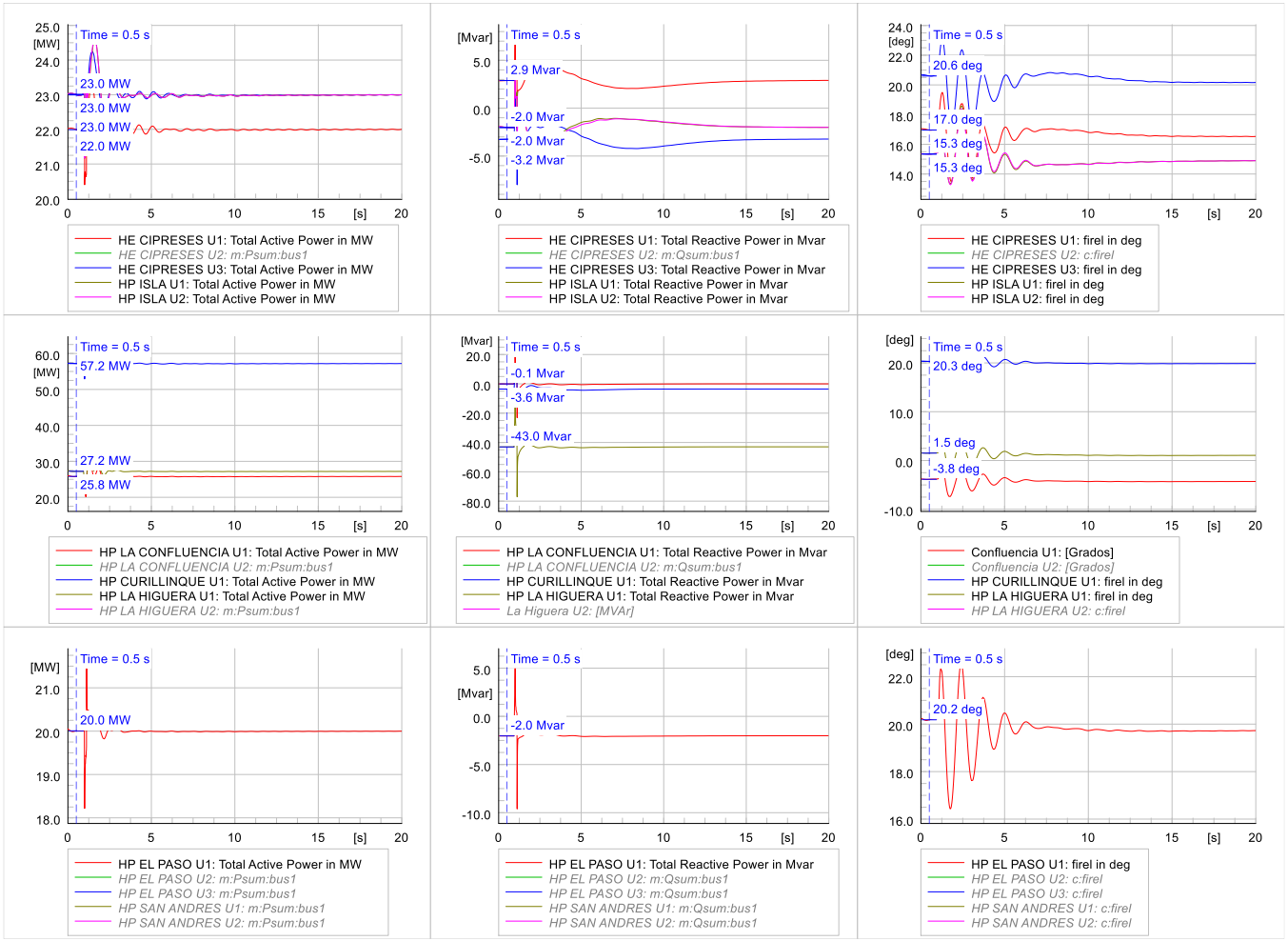
Time = 0.5 s
[MW]
23.0 MW
23.0 MW
23.0 MW
22.0 MW
HE CIPRESES U1: Total Active Power in MW
HE CIPRESES U2: m:Psum:bus1
HE CIPRESES U3: Total Active Power in MW
HP ISLA U1: Total Active Power in MW
HP ISLA U2: Total Active Power in MW
[Mvar]
2.9 Mvar
-2.0 Mvar
-2.0 Mvar
-3.2 Mvar
HE CIPRESES U1: Total Reactive Power in Mvar
HE CIPRESES U2: m:Qsum:bus1
HE CIPRESES U3: Total Reactive Power in Mvar
HP ISLA U1: Total Reactive Power in Mvar
HP ISLA U2: Total Reactive Power in Mvar
[deg]
20.6 deg
17.0 deg
15.3 deg
15.3 deg
HE CIPRESES U1: firel in deg
HE CIPRESES U2: c:firel
HE CIPRESES U3: firel in deg
HP ISLA U1: firel in deg
HP ISLA U2: firel in deg
57.2 MW
27.2 MW
25.8 MW
HP LA CONFLUENCIA U1: Total Active Power in MW
HP LA CONFLUENCIA U2: m:Psum:bus1
HP CURILLINQUE U1: Total Active Power in MW
HP LA HIGUERA U1: Total Active Power in MW
HP LA HIGUERA U2: m:Psum:bus1
-0.1 Mvar
-3.6 Mvar
-43.0 Mvar
HP LA CONFLUENCIA U1: Total Reactive Power in Mvar
HP LA CONFLUENCIA U2: m:Qsum:bus1
HP CURILLINQUE U1: Total Reactive Power in Mvar
HP LA HIGUERA U1: Total Reactive Power in Mvar
La Higuera U2: [MVAr]
20.3 deg
1.5 deg
-3.8 deg
Confluencia U1: [Grados]
Confluencia U2: [Grados]
HP CURILLINQUE U1: firel in deg
HP LA HIGUERA U1: firel in deg
HP LA HIGUERA U2: c:firel
20.0 MW
HP EL PASO U1: Total Active Power in MW
HP EL PASO U2: m:Psum:bus1
HP EL PASO U3: m:Psum:bus1
HP SAN ANDRES U1: m:Psum:bus1
HP SAN ANDRES U2: m:Psum:bus1
-2.0 Mvar
HP EL PASO U1: Total Reactive Power in Mvar
HP EL PASO U2: m:Qsum:bus1
HP EL PASO U3: m:Qsum:bus1
HP SAN ANDRES U1: m:Qsum:bus1
HP SAN ANDRES U2: m:Qsum:bus1
20.2 deg
HP EL PASO U1: firel in deg
HP EL PASO U2: c:firel
HP EL PASO U3: c:firel
HP SAN ANDRES U1: c:firel
HP SAN ANDRES U2: c:firel

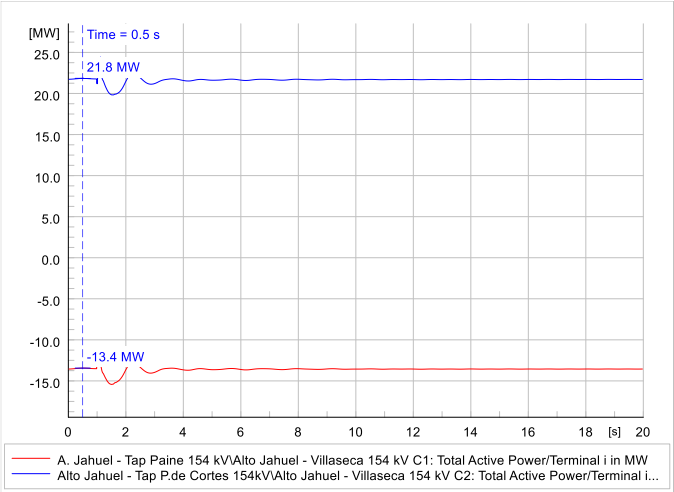
[MW]
Time = 0.5 s
21.8 MW
-13.4 MW
A. Jahuel - Tap Paine 154 kV\Alto Jahuel - Villaseca 154 kV C1: Total Active Power/Terminal i in MW
Alto Jahuel - Tap P.de Cortes 154kV\Alto Jahuel - Villaseca 154 kV C2: Total Active Power/Terminal i...

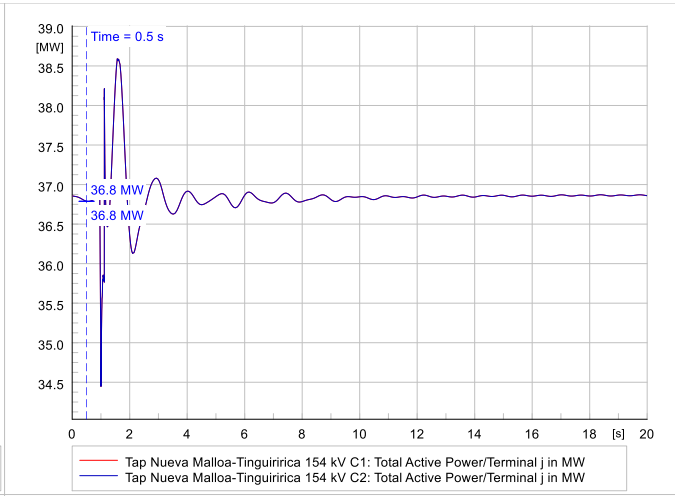
[MW]
Time = 0.5 s
36.8 MW
36.8 MW
Tap Nueva Malloa-Tinguiririca 154 kV C1: Total Active Power/Terminal j in MW
Tap Nueva Malloa-Tinguiririca 154 kV C2: Total Active Power/Terminal j in MW

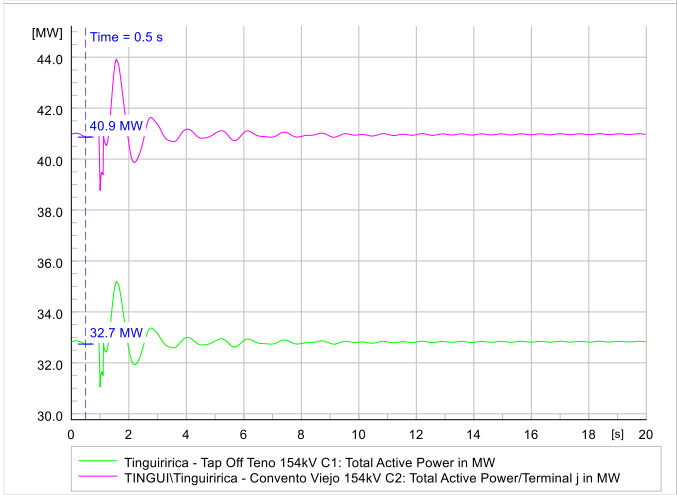
[MW]
Time = 0.5 s
40.9 MW
32.7 MW
Tinguiririca - Tap Off Teno 154kV C1: Total Active Power in MW
TINGUI\Tinguiririca - Convento Viejo 154kV C2: Total Active Power/Terminal j in MW

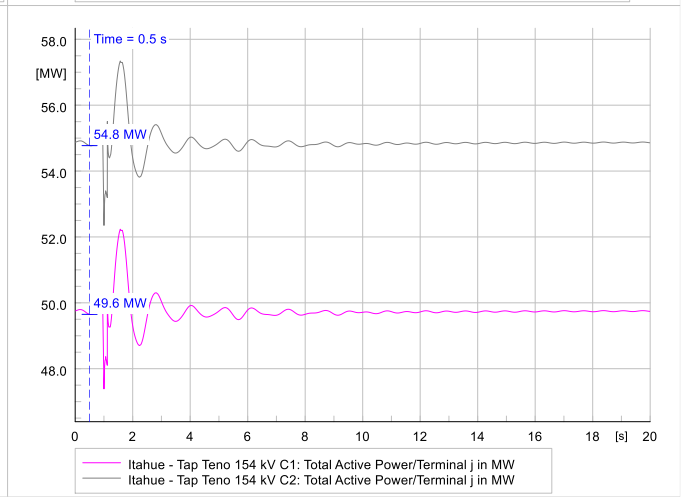
[MW]
Time = 0.5 s
54.8 MW
49.6 MW
Itahue - Tap Teno 154 kV C1: Total Active Power/Terminal j in MW
Itahue - Tap Teno 154 kV C2: Total Active Power/Terminal j in MW

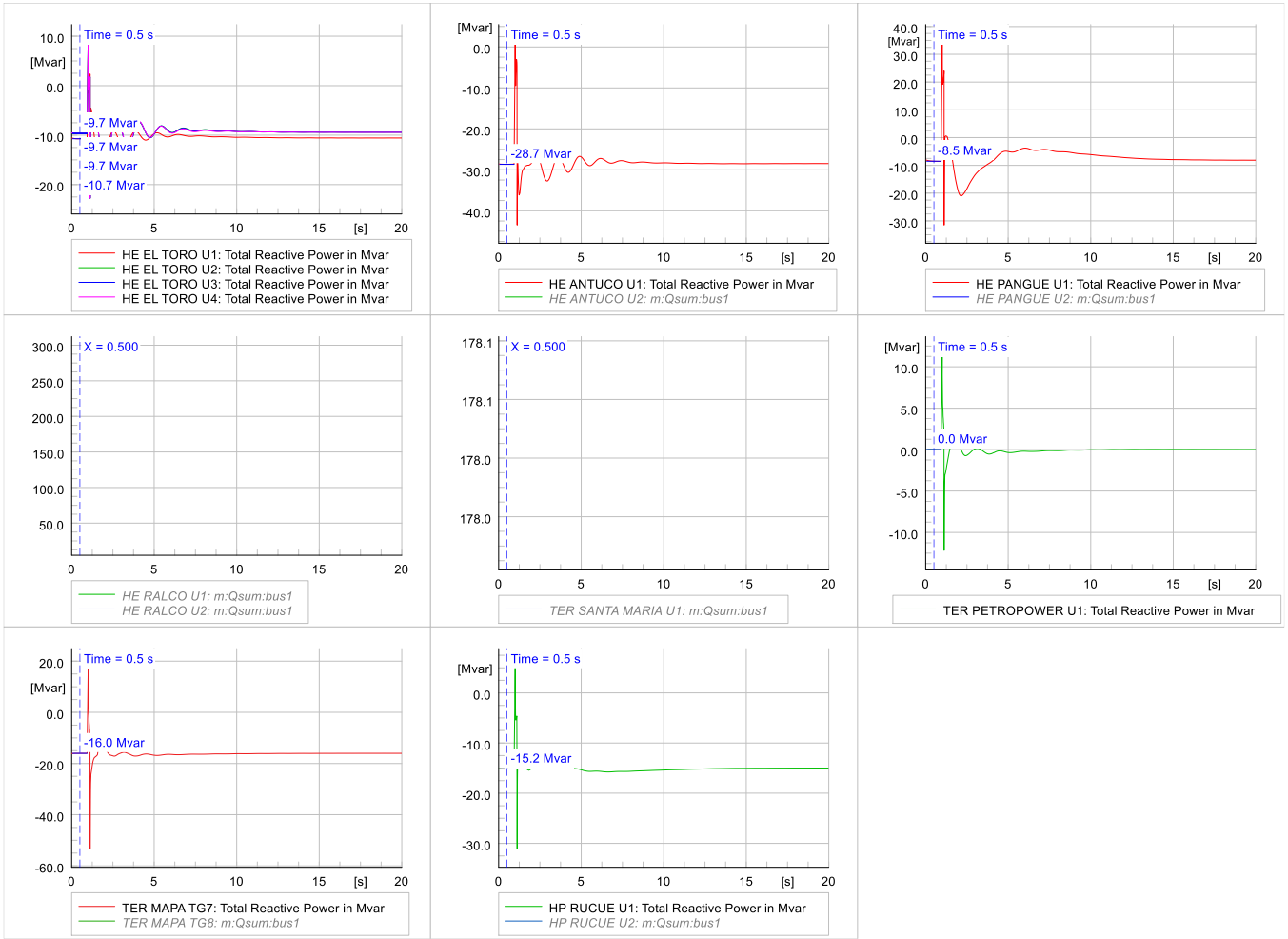
Time = 0.5 s
-9.7 Mvar
-9.7 Mvar
-9.7 Mvar
-10.7 Mvar
HE EL TORO U1: Total Reactive Power in Mvar
HE EL TORO U2: Total Reactive Power in Mvar
HE EL TORO U3: Total Reactive Power in Mvar
HE EL TORO U4: Total Reactive Power in Mvar
-28.7 Mvar
HE ANTUCO U1: Total Reactive Power in Mvar
HE ANTUCO U2: m:Qsum:bus1
-8.5 Mvar
HE PANGUE U1: Total Reactive Power in Mvar
HE PANGUE U2: m:Qsum:bus1
X = 0.500
HE RALCO U1: m:Qsum:bus1
HE RALCO U2: m:Qsum:bus1
TER SANTA MARIA U1: m:Qsum:bus1
0.0 Mvar
TER PETROPOWER U1: Total Reactive Power in Mvar
-16.0 Mvar
TER MAPA TG7: Total Reactive Power in Mvar
TER MAPA TG8: m:Qsum:bus1
-15.2 Mvar
HP RUCUE U1: Total Reactive Power in Mvar
HP RUCUE U2: m:Qsum:bus1

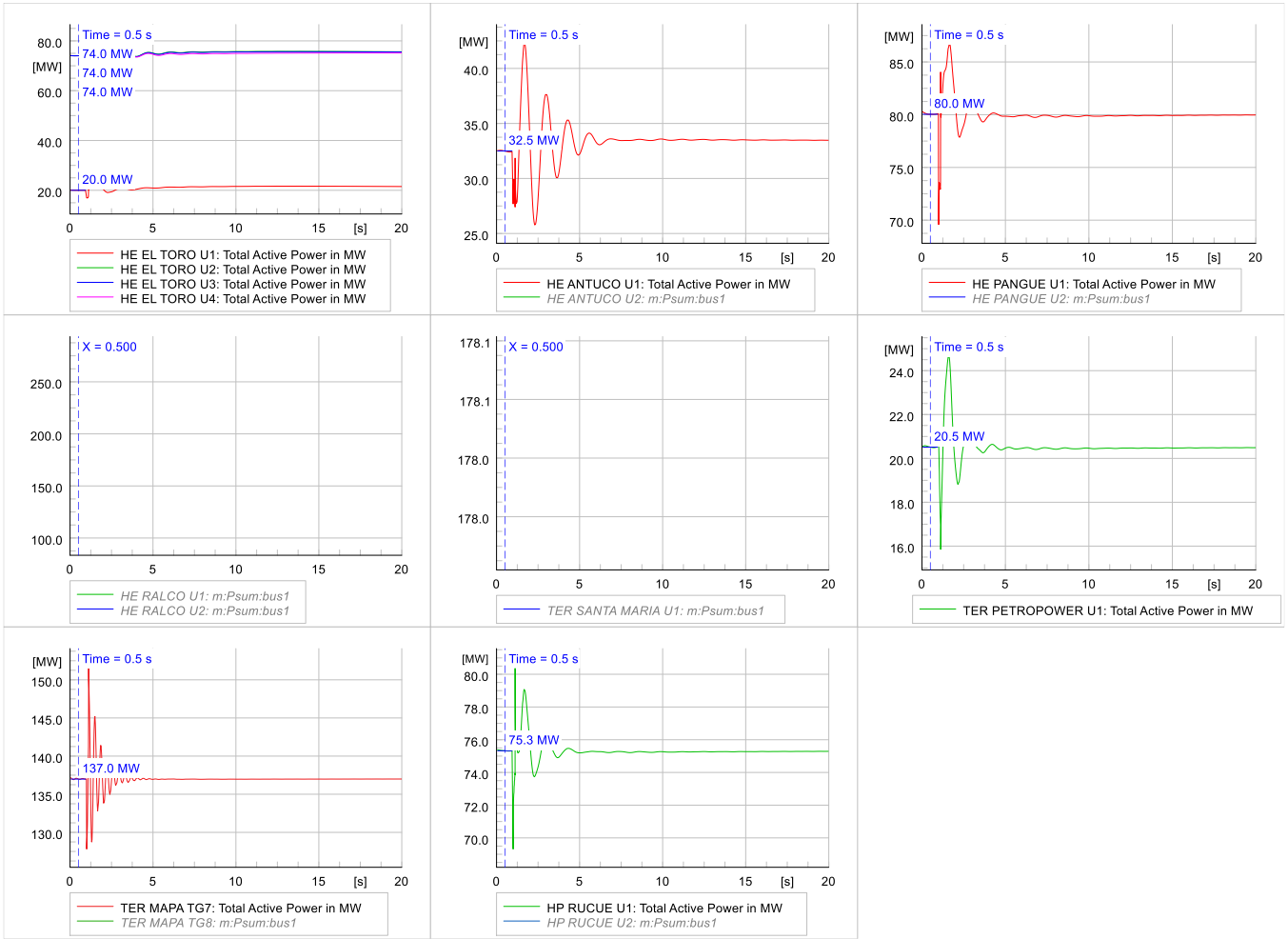
Time = 0.5 s
74.0 MW
74.0 MW
74.0 MW
20.0 MW
[MW]
[s]
HE EL TORO U1: Total Active Power in MW
HE EL TORO U2: Total Active Power in MW
HE EL TORO U3: Total Active Power in MW
HE EL TORO U4: Total Active Power in MW
32.5 MW
HE ANTUCO U1: Total Active Power in MW
HE ANTUCO U2: m:Psum:bus1
80.0 MW
HE PANGUE U1: Total Active Power in MW
HE PANGUE U2: m:Psum:bus1
X = 0.500
HE RALCO U1: m:Psum:bus1
HE RALCO U2: m:Psum:bus1
TER SANTA MARIA U1: m:Psum:bus1
20.5 MW
TER PETROPOWER U1: Total Active Power in MW
137.0 MW
TER MAPA TG7: Total Active Power in MW
TER MAPA TG8: m:Psum:bus1
75.3 MW
HP RUCUE U1: Total Active Power in MW
HP RUCUE U2: m:Psum:bus1

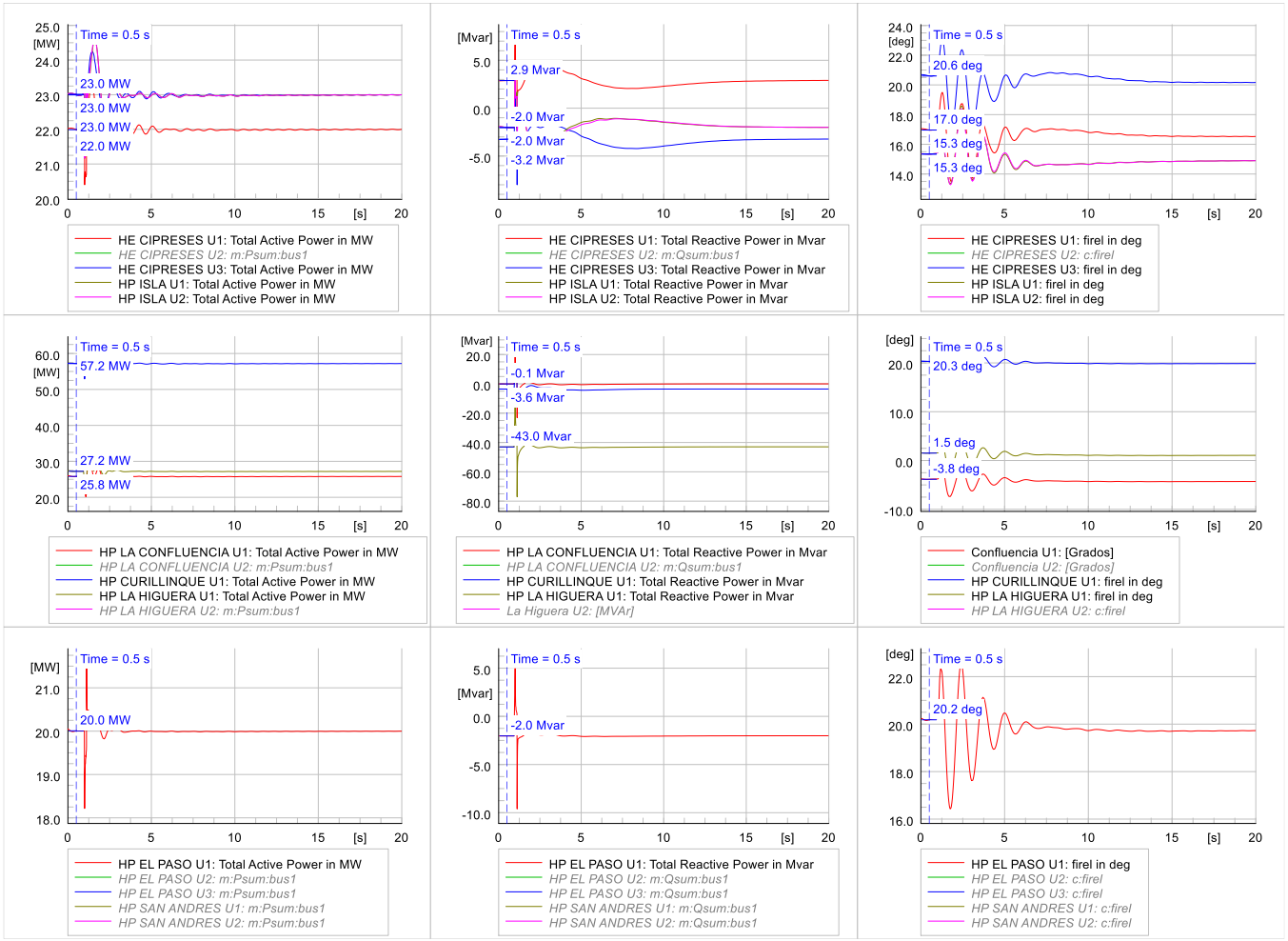
Time = 0.5 s
[MW]
23.0 MW
23.0 MW
23.0 MW
22.0 MW
HE CIPRESES U1: Total Active Power in MW
HE CIPRESES U2: m:Psum:bus1
HE CIPRESES U3: Total Active Power in MW
HP ISLA U1: Total Active Power in MW
HP ISLA U2: Total Active Power in MW
[Mvar]
2.9 Mvar
-2.0 Mvar
-2.0 Mvar
-3.2 Mvar
HE CIPRESES U1: Total Reactive Power in Mvar
HE CIPRESES U2: m:Qsum:bus1
HE CIPRESES U3: Total Reactive Power in Mvar
HP ISLA U1: Total Reactive Power in Mvar
HP ISLA U2: Total Reactive Power in Mvar
[deg]
20.6 deg
17.0 deg
15.3 deg
15.3 deg
HE CIPRESES U1: firel in deg
HE CIPRESES U2: c:firel
HE CIPRESES U3: firel in deg
HP ISLA U1: firel in deg
HP ISLA U2: firel in deg
57.2 MW
27.2 MW
25.8 MW
HP LA CONFLUENCIA U1: Total Active Power in MW
HP LA CONFLUENCIA U2: m:Psum:bus1
HP CURILLINQUE U1: Total Active Power in MW
HP LA HIGUERA U1: Total Active Power in MW
HP LA HIGUERA U2: m:Psum:bus1
-0.1 Mvar
-3.6 Mvar
-43.0 Mvar
HP LA CONFLUENCIA U1: Total Reactive Power in Mvar
HP LA CONFLUENCIA U2: m:Qsum:bus1
HP CURILLINQUE U1: Total Reactive Power in Mvar
HP LA HIGUERA U1: Total Reactive Power in Mvar
La Higuera U2: [MVAr]
20.3 deg
1.5 deg
-3.8 deg
Confluencia U1: [Grados]
Confluencia U2: [Grados]
HP CURILLINQUE U1: firel in deg
HP LA HIGUERA U1: firel in deg
HP LA HIGUERA U2: c:firel
20.0 MW
HP EL PASO U1: Total Active Power in MW
HP EL PASO U2: m:Psum:bus1
HP EL PASO U3: m:Psum:bus1
HP SAN ANDRES U1: m:Psum:bus1
HP SAN ANDRES U2: m:Psum:bus1
-2.0 Mvar
HP EL PASO U1: Total Reactive Power in Mvar
HP EL PASO U2: m:Qsum:bus1
HP EL PASO U3: m:Qsum:bus1
HP SAN ANDRES U1: m:Qsum:bus1
HP SAN ANDRES U2: m:Qsum:bus1
20.2 deg
HP EL PASO U1: firel in deg
HP EL PASO U2: c:firel
HP EL PASO U3: c:firel
HP SAN ANDRES U1: c:firel
HP SAN ANDRES U2: c:firel
[s]

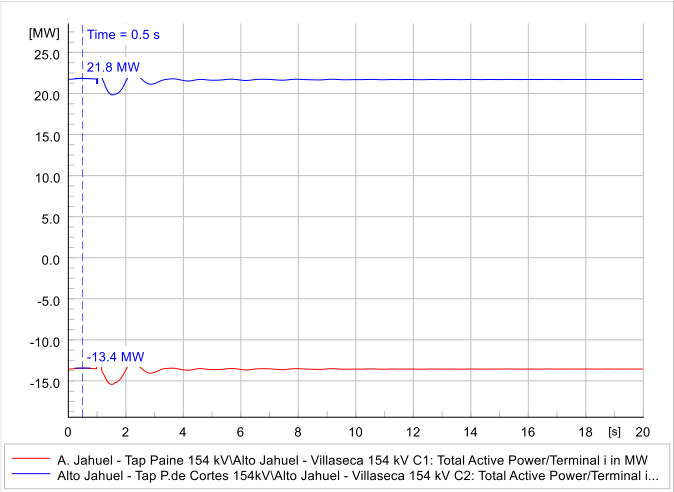
[MW]
Time = 0.5 s
21.8 MW
-13.4 MW
[s]
A. Jahuel - Tap Paine 154 kV\Alto Jahuel - Villaseca 154 kV C1: Total Active Power/Terminal i in MW
Alto Jahuel - Tap P.de Cortes 154kV\Alto Jahuel - Villaseca 154 kV C2: Total Active Power/Terminal i...

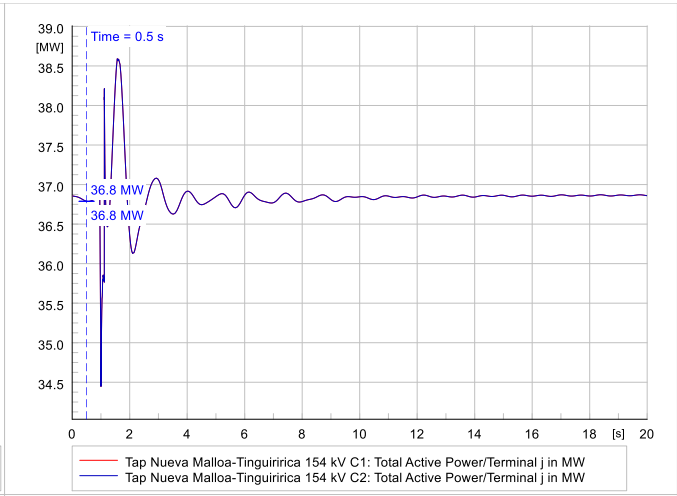
[MW]
Time = 0.5 s
36.8 MW
36.8 MW
[s]
Tap Nueva Malloa-Tinguiririca 154 kV C1: Total Active Power/Terminal j in MW
Tap Nueva Malloa-Tinguiririca 154 kV C2: Total Active Power/Terminal j in MW

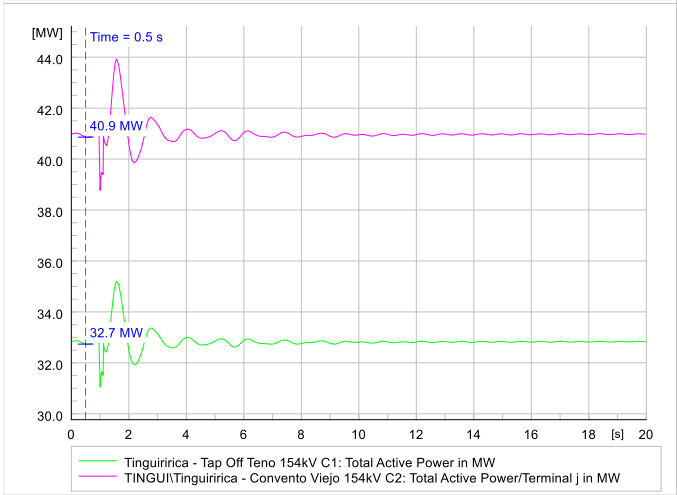
[MW]
Time = 0.5 s
40.9 MW
32.7 MW
[s]
Tinguiririca - Tap Off Teno 154kV C1: Total Active Power in MW
TINGUI\Tinguiririca - Convento Viejo 154kV C2: Total Active Power/Terminal j in MW

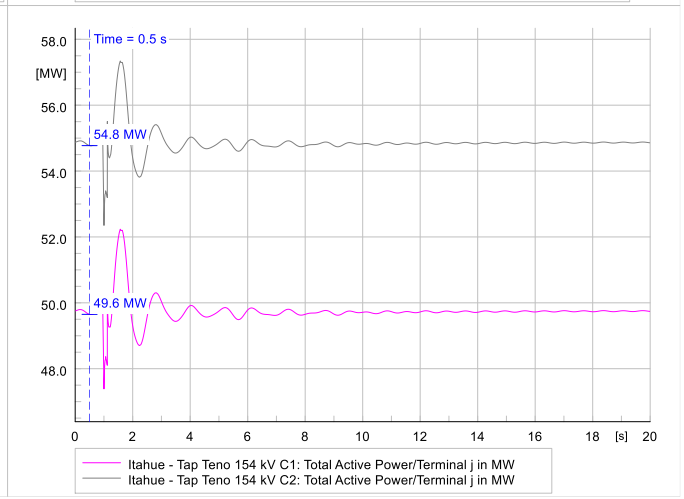
[MW]
Time = 0.5 s
54.8 MW
49.6 MW
[s]
Itahue - Tap Teno 154 kV C1: Total Active Power/Terminal j in MW
Itahue - Tap Teno 154 kV C2: Total Active Power/Terminal j in MW

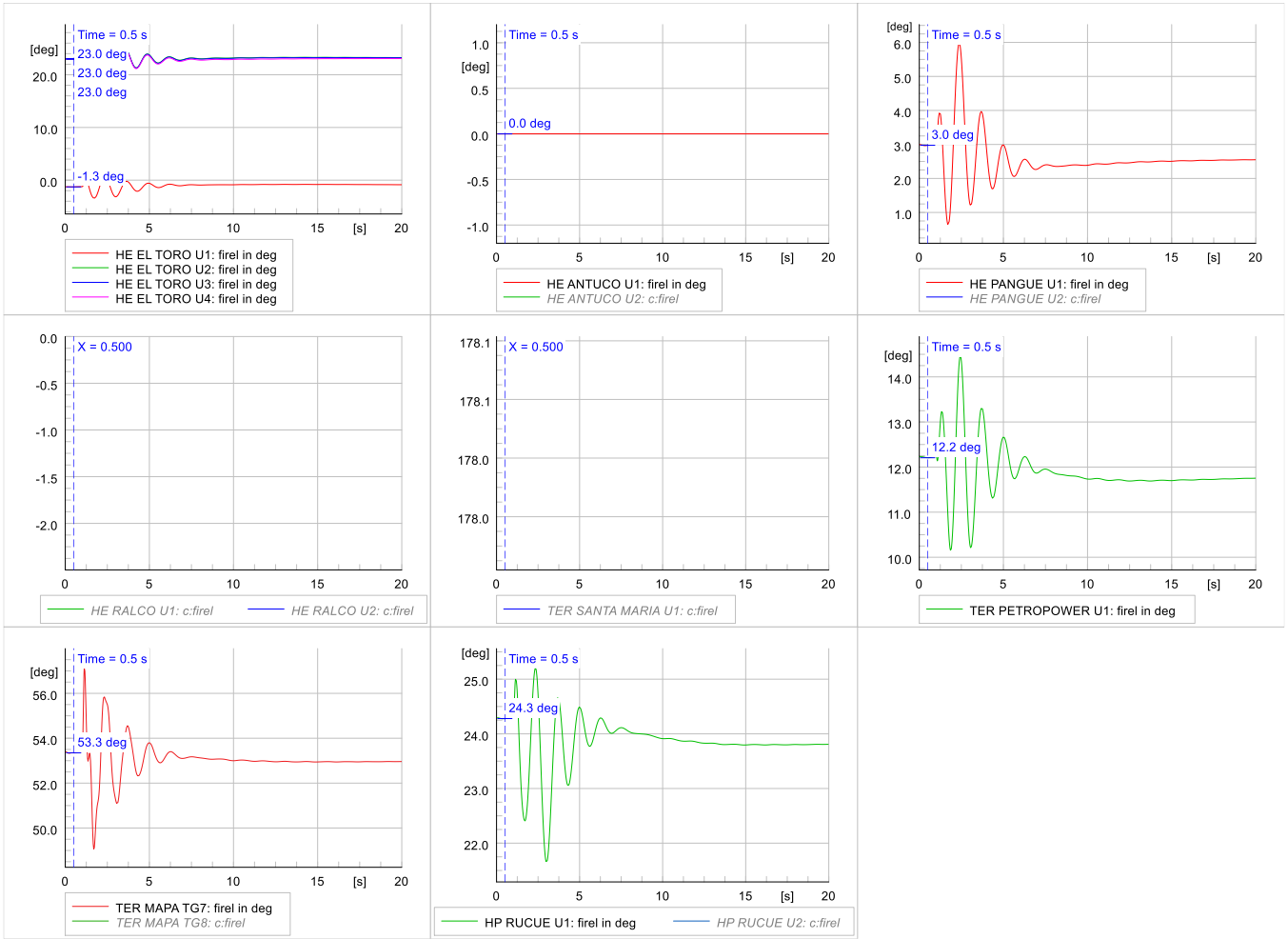
Time = 0.5 s
[deg]
23.0 deg
23.0 deg
23.0 deg
-1.3 deg
HE EL TORO U1: firel in deg
HE EL TORO U2: firel in deg
HE EL TORO U3: firel in deg
HE EL TORO U4: firel in deg
0.0 deg
HE ANTUCO U1: firel in deg
HE ANTUCO U2: c:firel
3.0 deg
HE PANGUE U1: firel in deg
HE PANGUE U2: c:firel
X = 0.500
HE RALCO U1: c:firel
HE RALCO U2: c:firel
TER SANTA MARIA U1: c:firel
12.2 deg
TER PETROPOWER U1: firel in deg
53.3 deg
TER MAPA TG7: firel in deg
TER MAPA TG8: c:firel
24.3 deg
HP RUCUE U1: firel in deg
HP RUCUE U2: c:firel
[s]

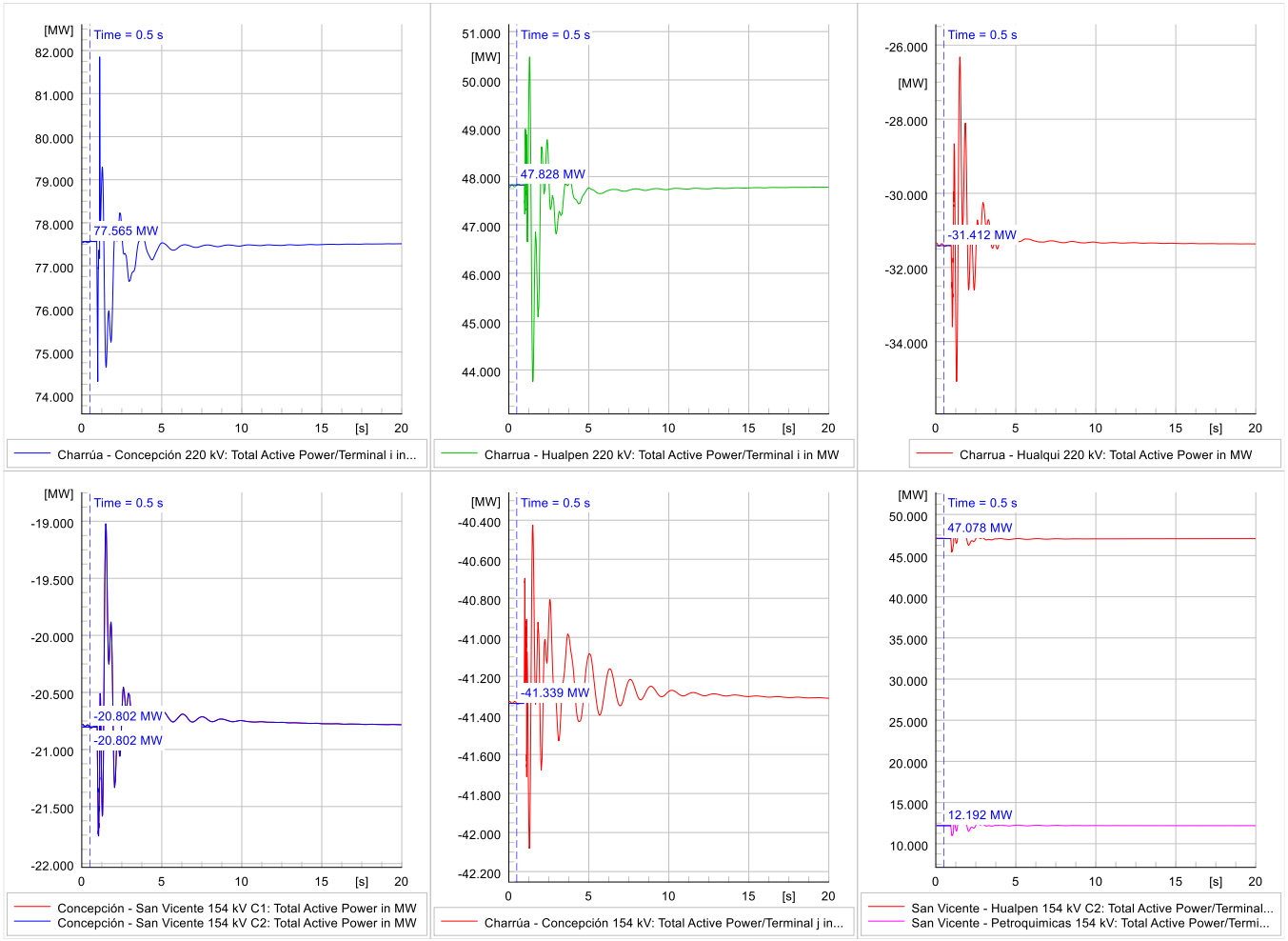
Time = 0.5 s
77.565 MW
Charrúa - Concepción 220 kV: Total Active Power/Terminal i in...
47.828 MW
Charrua - Hualpen 220 kV: Total Active Power/Terminal i in MW
-31.412 MW
Charrua - Hualqui 220 kV: Total Active Power in MW
-20.802 MW
-20.802 MW
Concepción - San Vicente 154 kV C1: Total Active Power in MW
Concepción - San Vicente 154 kV C2: Total Active Power in MW
-41.339 MW
Charrúa - Concepción 154 kV: Total Active Power/Terminal j in...
47.078 MW
12.192 MW
San Vicente - Hualpen 154 kV C2: Total Active Power/Terminal...
San Vicente - Petroquimicas 154 kV: Total Active Power/Termi...
[MW]
[s]

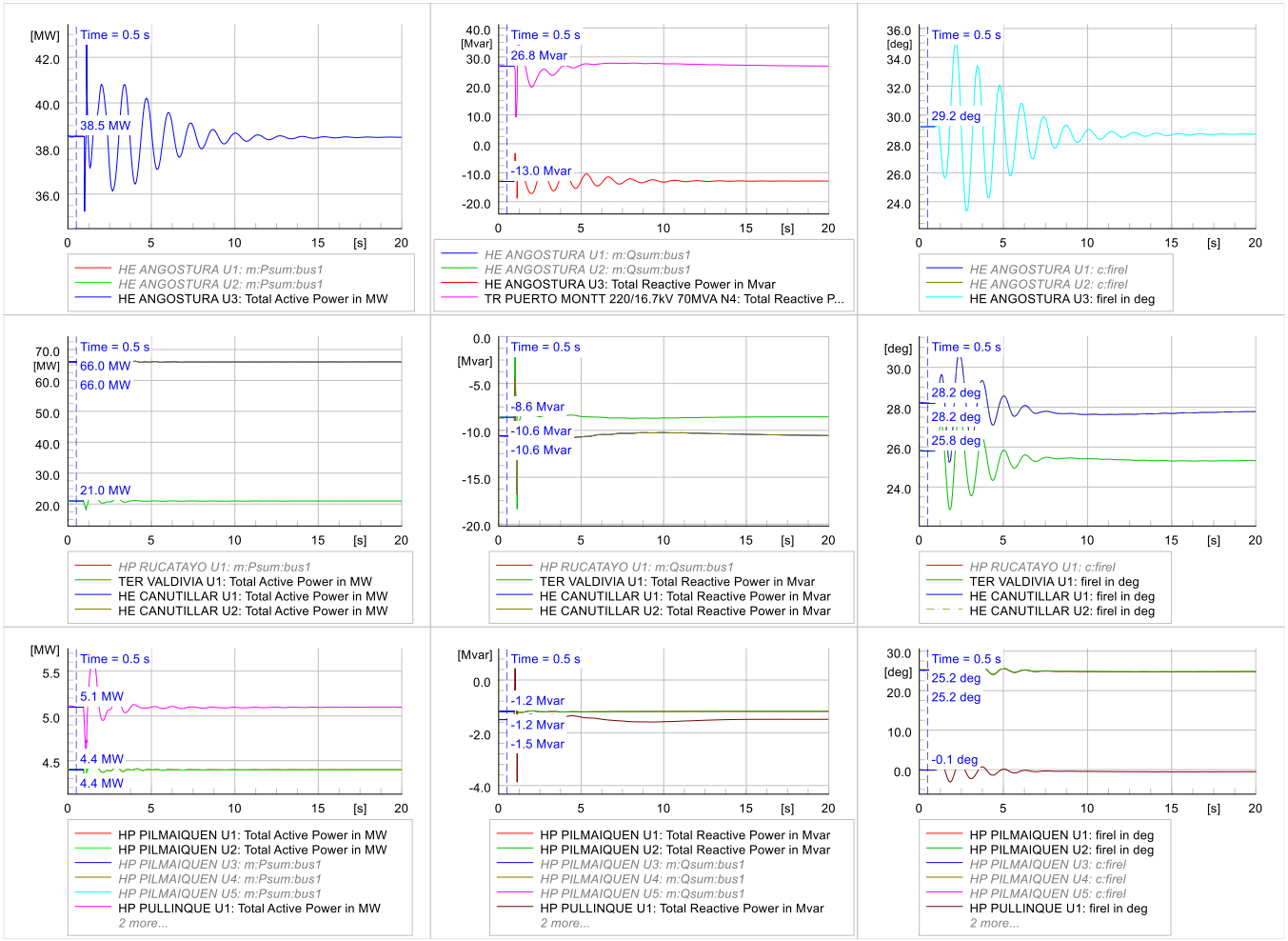
[MW]
Time = 0.5 s
38.5 MW
HE ANGOSTURA U1: m:Psum:bus1
HE ANGOSTURA U2: m:Psum:bus1
HE ANGOSTURA U3: Total Active Power in MW
[Mvar]
26.8 Mvar
-13.0 Mvar
HE ANGOSTURA U1: m:Qsum:bus1
HE ANGOSTURA U2: m:Qsum:bus1
HE ANGOSTURA U3: Total Reactive Power in Mvar
TR PUERTO MONTT 220/16.7kV 70MVA N4: Total Reactive P...
[deg]
29.2 deg
HE ANGOSTURA U1: c:firel
HE ANGOSTURA U2: c:firel
HE ANGOSTURA U3: firel in deg
66.0 MW
66.0 MW
21.0 MW
HP RUCATAYO U1: m:Psum:bus1
TER VALDIVIA U1: Total Active Power in MW
HE CANUTILLAR U1: Total Active Power in MW
HE CANUTILLAR U2: Total Active Power in MW
-8.6 Mvar
-10.6 Mvar
-10.6 Mvar
HP RUCATAYO U1: m:Qsum:bus1
TER VALDIVIA U1: Total Reactive Power in Mvar
HE CANUTILLAR U1: Total Reactive Power in Mvar
HE CANUTILLAR U2: Total Reactive Power in Mvar
28.2 deg
28.2 deg
25.8 deg
HP RUCATAYO U1: c:firel
TER VALDIVIA U1: firel in deg
HE CANUTILLAR U1: firel in deg
HE CANUTILLAR U2: firel in deg
5.1 MW
4.4 MW
4.4 MW
HP PILMAIQUEN U1: Total Active Power in MW
HP PILMAIQUEN U2: Total Active Power in MW
HP PILMAIQUEN U3: m:Psum:bus1
HP PILMAIQUEN U4: m:Psum:bus1
HP PILMAIQUEN U5: m:Psum:bus1
HP PULLINQUE U1: Total Active Power in MW
2 more...
-1.2 Mvar
-1.2 Mvar
-1.5 Mvar
HP PILMAIQUEN U1: Total Reactive Power in Mvar
HP PILMAIQUEN U2: Total Reactive Power in Mvar
HP PILMAIQUEN U3: m:Qsum:bus1
HP PILMAIQUEN U4: m:Qsum:bus1
HP PILMAIQUEN U5: m:Qsum:bus1
HP PULLINQUE U1: Total Reactive Power in Mvar
2 more...
25.2 deg
25.2 deg
-0.1 deg
HP PILMAIQUEN U1: firel in deg
HP PILMAIQUEN U2: firel in deg
HP PILMAIQUEN U3: c:firel
HP PILMAIQUEN U4: c:firel
HP PILMAIQUEN U5: c:firel
HP PULLINQUE U1: firel in deg
2 more...
[s]

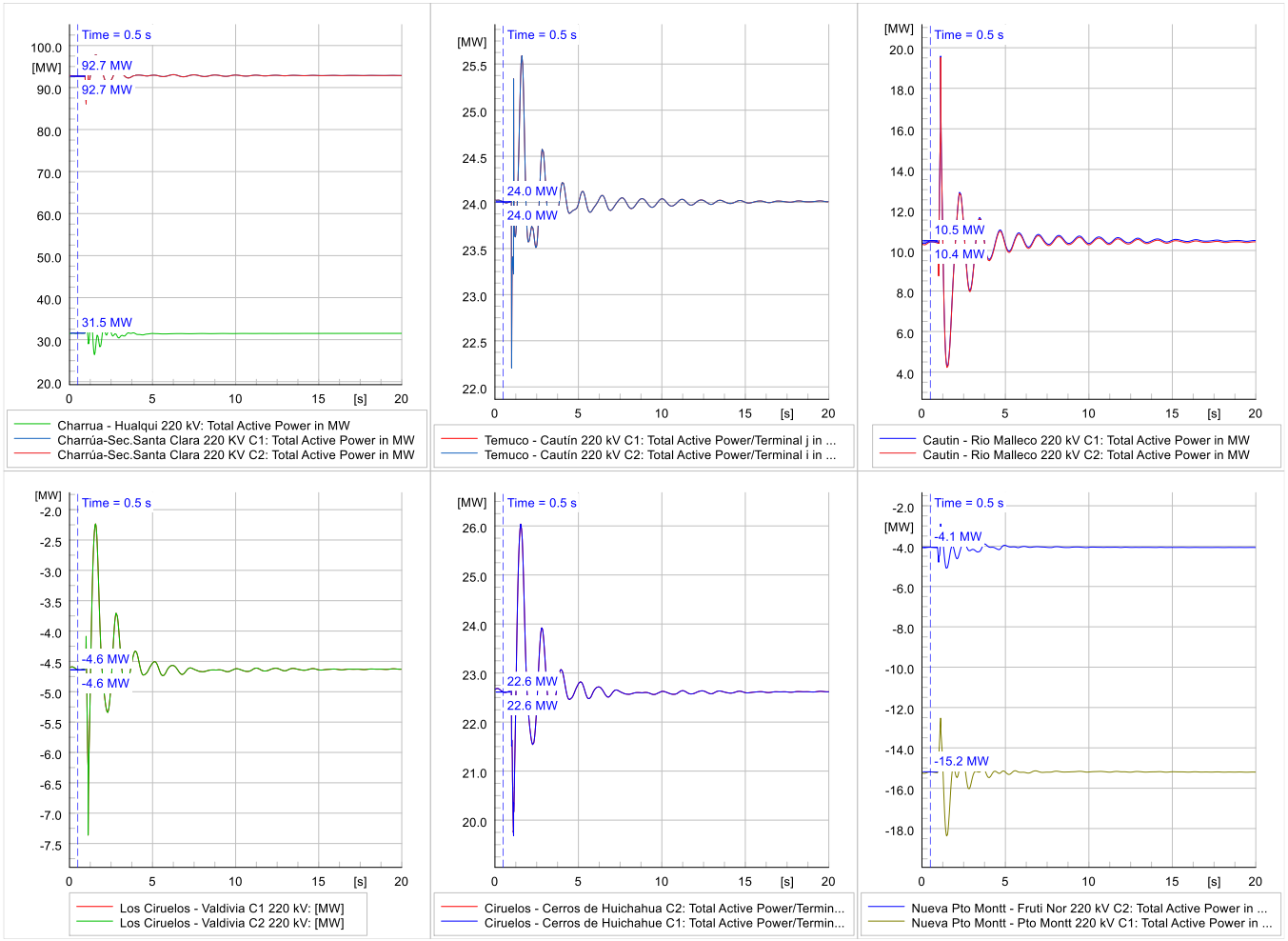
Time = 0.5 s
[MW]
92.7 MW
92.7 MW
31.5 MW
[s]
Charrua - Hualqui 220 kV: Total Active Power in MW
Charrúa-Sec.Santa Clara 220 KV C1: Total Active Power in MW
Charrúa-Sec.Santa Clara 220 KV C2: Total Active Power in MW
24.0 MW
24.0 MW
Temuco - Cautín 220 kV C1: Total Active Power/Terminal j in ...
Temuco - Cautín 220 kV C2: Total Active Power/Terminal i in ...
10.5 MW
10.4 MW
Cautin - Rio Malleco 220 kV C1: Total Active Power in MW
Cautin - Rio Malleco 220 kV C2: Total Active Power in MW
-4.6 MW
-4.6 MW
Los Ciruelos - Valdivia C1 220 kV: [MW]
Los Ciruelos - Valdivia C2 220 kV: [MW]
22.6 MW
22.6 MW
Ciruelos - Cerros de Huichahua C2: Total Active Power/Termin...
Ciruelos - Cerros de Huichahue C1: Total Active Power/Termin...
-4.1 MW
-15.2 MW
Nueva Pto Montt - Fruti Nor 220 kV C2: Total Active Power in ...
Nueva Pto Montt - Pto Montt 220 kV C1: Total Active Power in ...

17.8 E3 2024_04_07 DB 19 Hrs.- Nueva Pan de Azúcar - Polpaico 500kV

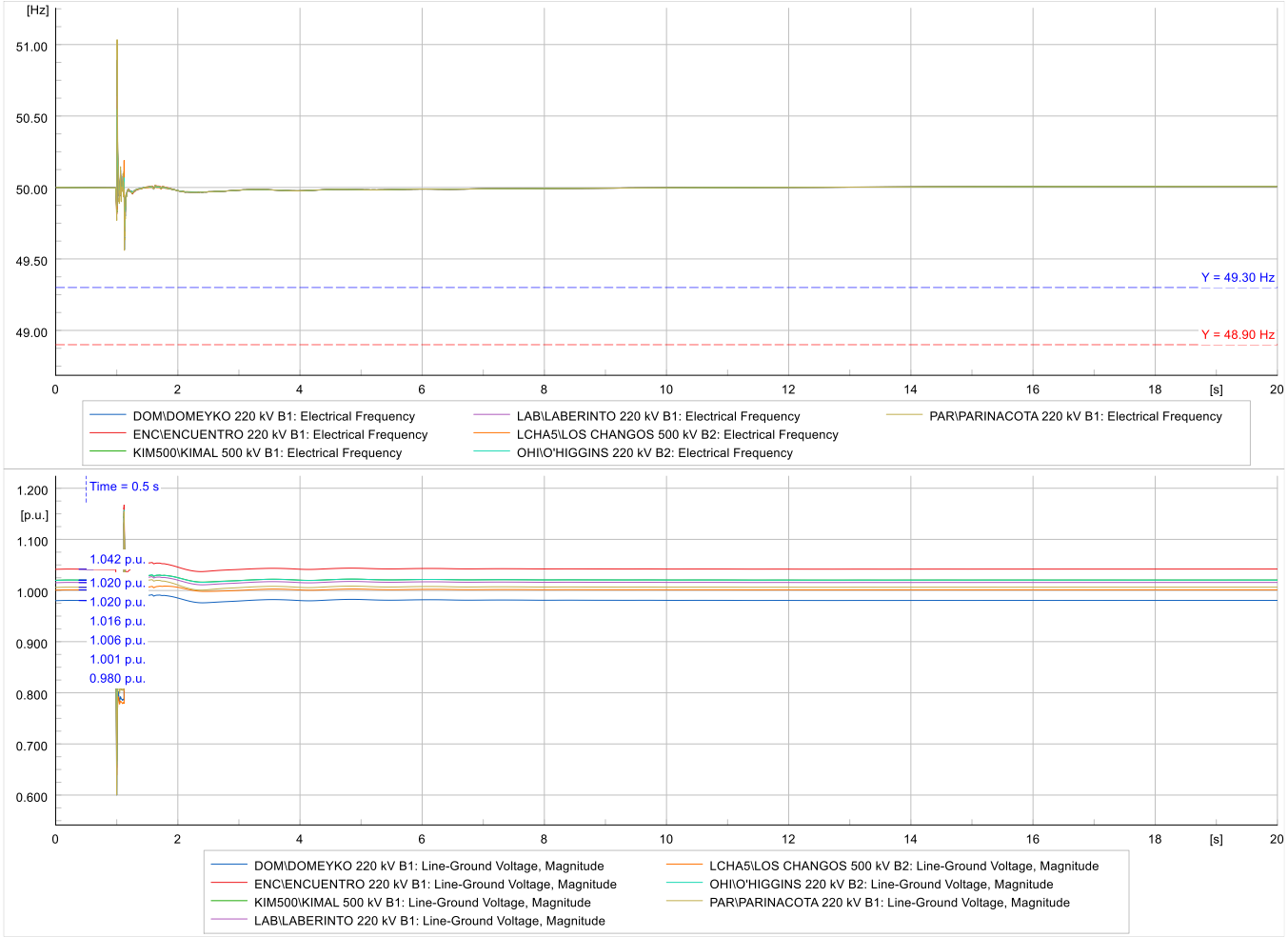

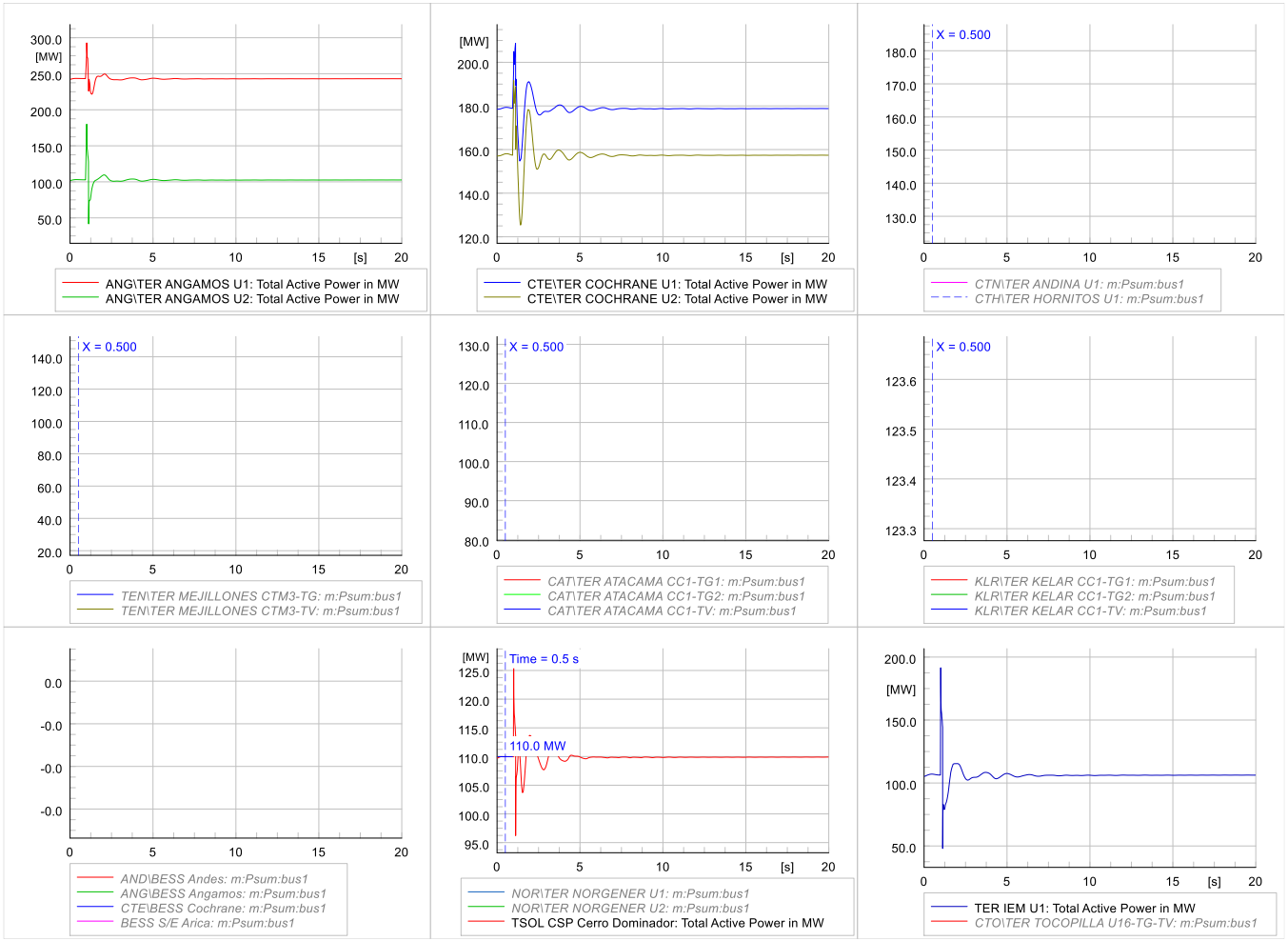
ANG\TER ANGAMOS U1: Total Active Power in MW
ANG\TER ANGAMOS U2: Total Active Power in MW
CTE\TER COCHRANE U1: Total Active Power in MW
CTE\TER COCHRANE U2: Total Active Power in MW
X = 0.500
CTN\TER ANDINA U1: m:Psum:bus1
CTH\TER HORNITOS U1: m:Psum:bus1
TEN\TER MEJILLONES CTM3-TG: m:Psum:bus1
TEN\TER MEJILLONES CTM3-TV: m:Psum:bus1
CAT\TER ATACAMA CC1-TG1: m:Psum:bus1
CAT\TER ATACAMA CC1-TG2: m:Psum:bus1
CAT\TER ATACAMA CC1-TV: m:Psum:bus1
KLR\TER KELAR CC1-TG1: m:Psum:bus1
KLR\TER KELAR CC1-TG2: m:Psum:bus1
KLR\TER KELAR CC1-TV: m:Psum:bus1
AND\BESS Andes: m:Psum:bus1
ANG\BESS Angamos: m:Psum:bus1
CTE\BESS Cochrane: m:Psum:bus1
BESS S/E Arica: m:Psum:bus1
Time = 0.5 s
110.0 MW
NOR\TER NORGENER U1: m:Psum:bus1
NOR\TER NORGENER U2: m:Psum:bus1
TSOL CSP Cerro Dominador: Total Active Power in MW
TER IEM U1: Total Active Power in MW
CTO\TER TOCOPILLA U16-TG-TV: m:Psum:bus1

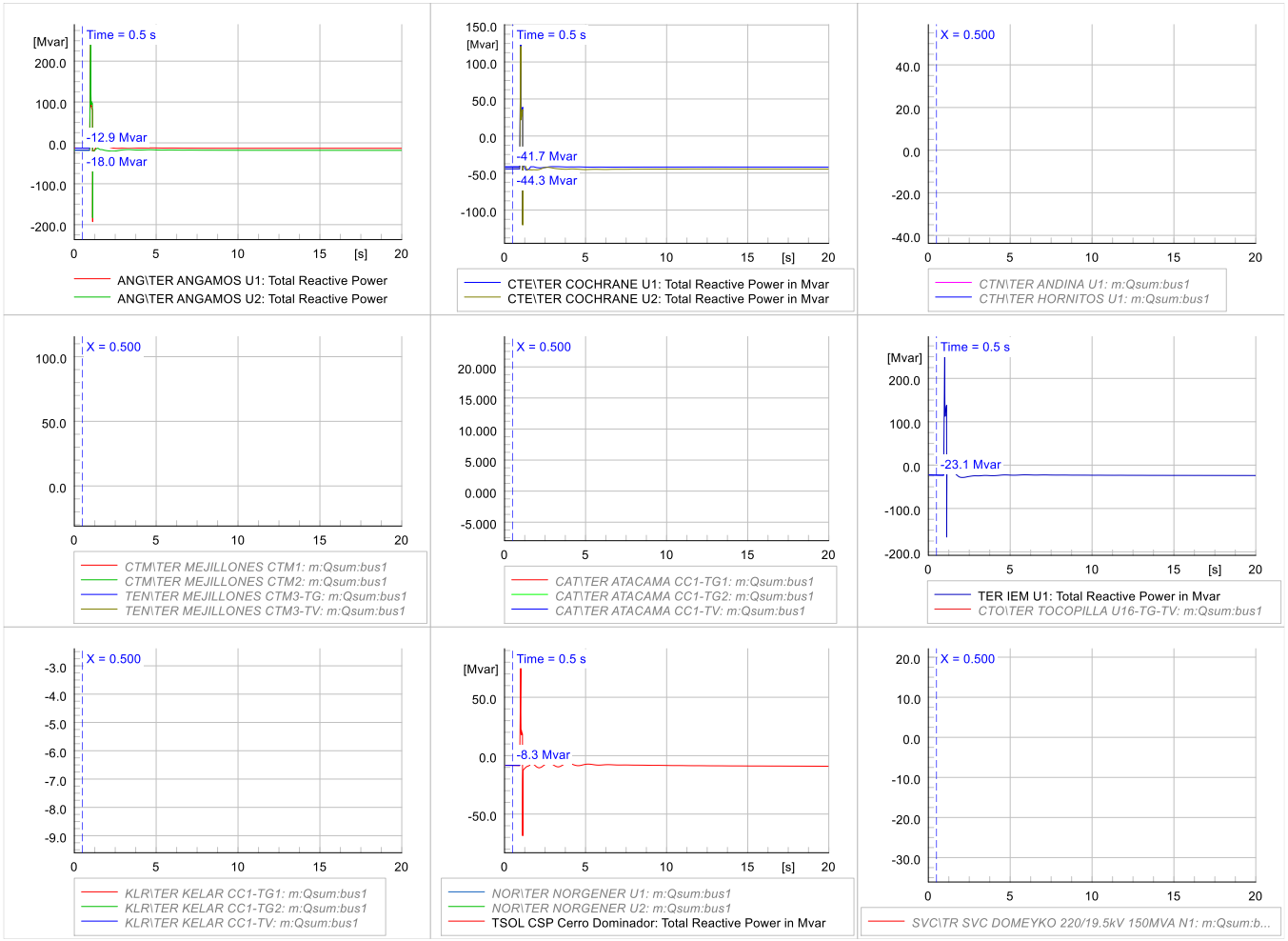
Time = 0.5 s
[Mvar]
-12.9 Mvar
-18.0 Mvar
[s]
ANG\TER ANGAMOS U1: Total Reactive Power
ANG\TER ANGAMOS U2: Total Reactive Power
Time = 0.5 s
-41.7 Mvar
-44.3 Mvar
CTE\TER COCHRANE U1: Total Reactive Power in Mvar
CTE\TER COCHRANE U2: Total Reactive Power in Mvar
X = 0.500
CTN\TER ANDINA U1: m:Qsum:bus1
CTH\TER HORNITOS U1: m:Qsum:bus1
X = 0.500
CTM\TER MEJILLONES CTM1: m:Qsum:bus1
CTM\TER MEJILLONES CTM2: m:Qsum:bus1
TEN\TER MEJILLONES CTM3-TG: m:Qsum:bus1
TEN\TER MEJILLONES CTM3-TV: m:Qsum:bus1
X = 0.500
CAT\TER ATACAMA CC1-TG1: m:Qsum:bus1
CAT\TER ATACAMA CC1-TG2: m:Qsum:bus1
CAT\TER ATACAMA CC1-TV: m:Qsum:bus1
Time = 0.5 s
-23.1 Mvar
TER IEM U1: Total Reactive Power in Mvar
CTO\TER TOCOPILLA U16-TG-TV: m:Qsum:bus1
X = 0.500
KLR\TER KELAR CC1-TG1: m:Qsum:bus1
KLR\TER KELAR CC1-TG2: m:Qsum:bus1
KLR\TER KELAR CC1-TV: m:Qsum:bus1
Time = 0.5 s
-8.3 Mvar
NOR\TER NORGENER U1: m:Qsum:bus1
NOR\TER NORGENER U2: m:Qsum:bus1
TSOL CSP Cerro Dominador: Total Reactive Power in Mvar
X = 0.500
SVC\TR SVC DOMEYKO 220/19.5kV 150MVA N1: m:Qsum:b...

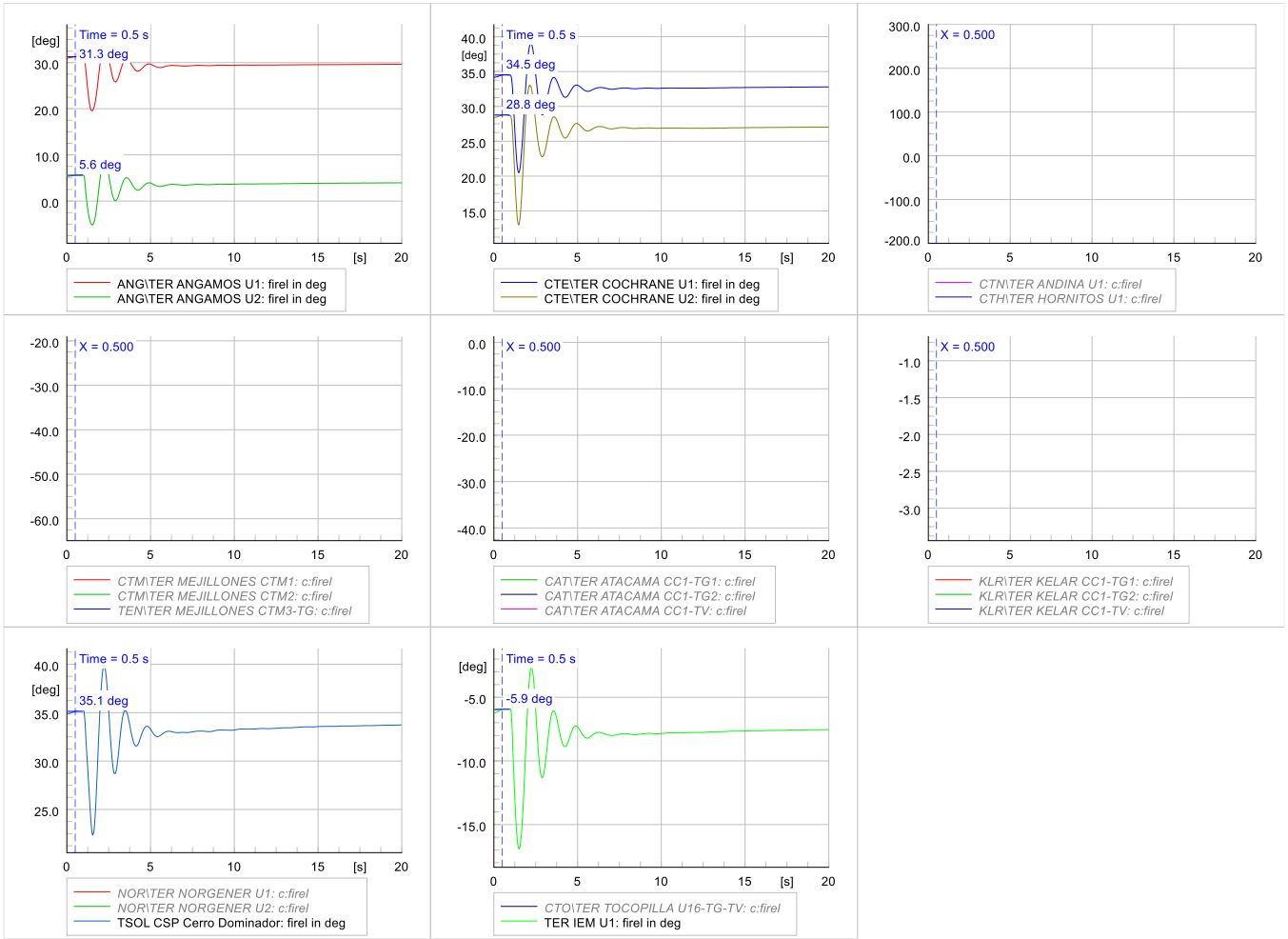
Time = 0.5 s
31.3 deg
5.6 deg
[deg]
[s]
ANG\TER ANGAMOS U1: firel in deg
ANG\TER ANGAMOS U2: firel in deg
Time = 0.5 s
34.5 deg
28.8 deg
CTE\TER COCHRANE U1: firel in deg
CTE\TER COCHRANE U2: firel in deg
X = 0.500
CTN\TER ANDINA U1: c:firel
CTH\TER HORNITOS U1: c:firel
X = 0.500
CTM\TER MEJILLONES CTM1: c:firel
CTM\TER MEJILLONES CTM2: c:firel
TEN\TER MEJILLONES CTM3-TG: c:firel
X = 0.500
CAT\TER ATACAMA CC1-TG1: c:firel
CAT\TER ATACAMA CC1-TG2: c:firel
CAT\TER ATACAMA CC1-TV: c:firel
X = 0.500
KLR\TER KELAR CC1-TG1: c:firel
KLR\TER KELAR CC1-TG2: c:firel
KLR\TER KELAR CC1-TV: c:firel
Time = 0.5 s
35.1 deg
NOR\TER NORGENER U1: c:firel
NOR\TER NORGENER U2: c:firel
TSOL CSP Cerro Dominador: firel in deg
Time = 0.5 s
-5.9 deg
CTO\TER TOCOPILLA U16-TG-TV: c:firel
TER IEM U1: firel in deg

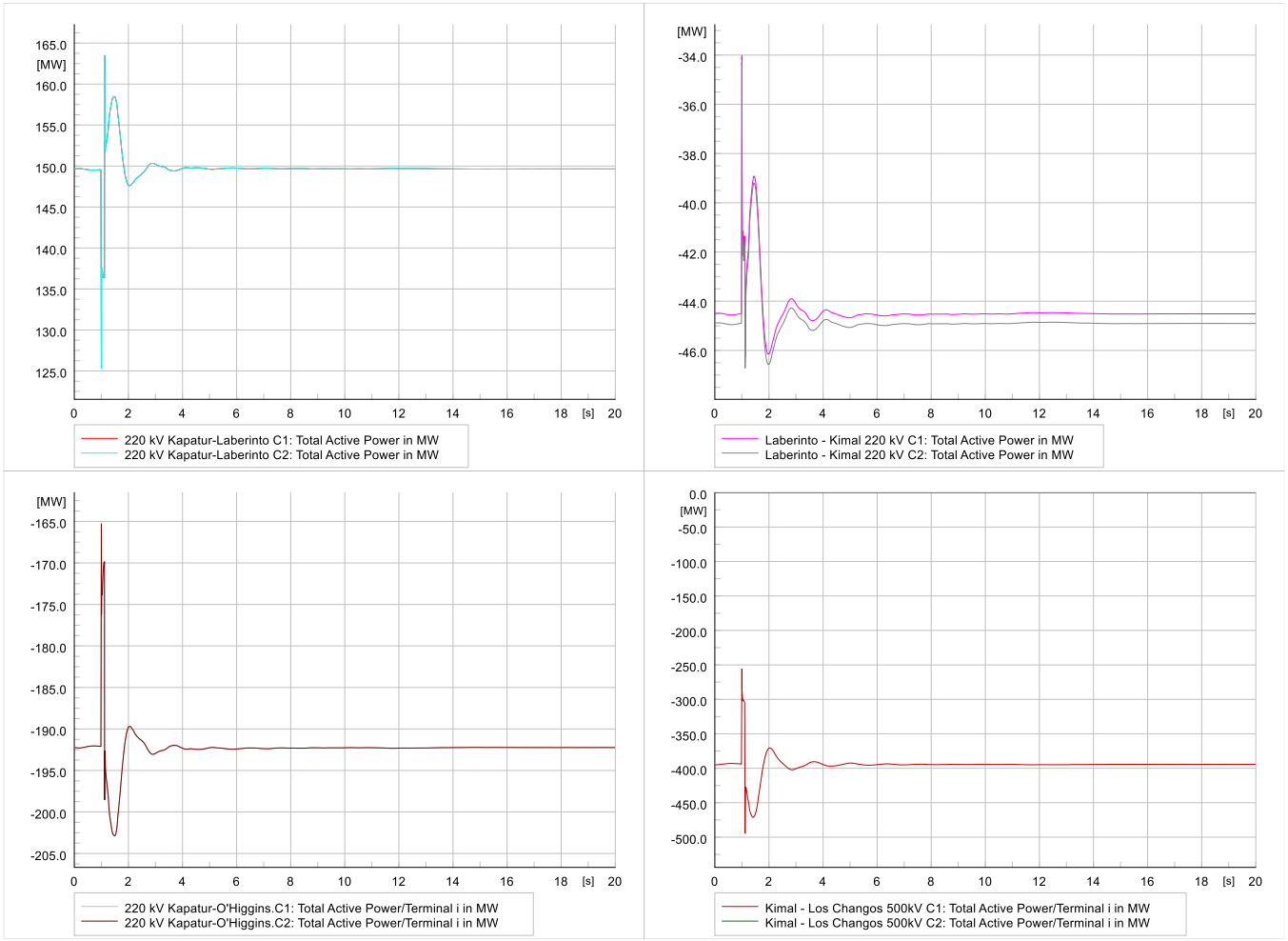
[MW]
[s]
220 kV Kapatur-Laberinto C1: Total Active Power in MW
220 kV Kapatur-Laberinto C2: Total Active Power in MW
Laberinto - Kimal 220 kV C1: Total Active Power in MW
Laberinto - Kimal 220 kV C2: Total Active Power in MW
220 kV Kapatur-O'Higgins.C1: Total Active Power/Terminal i in MW
220 kV Kapatur-O'Higgins.C2: Total Active Power/Terminal i in MW
Kimal - Los Changos 500kV C1: Total Active Power/Terminal i in MW
Kimal - Los Changos 500kV C2: Total Active Power/Terminal i in MW

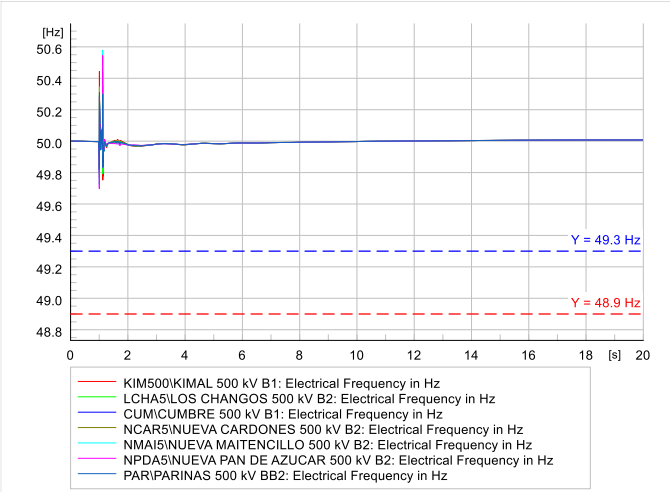
[Hz]
50.6
50.4
50.2
50.0
49.8
49.6
49.4
49.2
49.0
48.8
Y = 49.3 Hz
Y = 48.9 Hz
0 2 4 6 8 10 12 14 16 18 [s] 20
KIM500\KIMAL 500 kV B1: Electrical Frequency in Hz
LCHA5\LOS CHANGOS 500 kV B2: Electrical Frequency in Hz
CUM\CUMBRE 500 kV B1: Electrical Frequency in Hz
NCAR5\NUEVA CARDONES 500 kV B2: Electrical Frequency in Hz
NMAI5\NUEVA MAITENCILLO 500 kV B2: Electrical Frequency in Hz
NPDA5\NUEVA PAN DE AZUCAR 500 kV B2: Electrical Frequency in Hz
PAR\PARINAS 500 kV BB2: Electrical Frequency in Hz

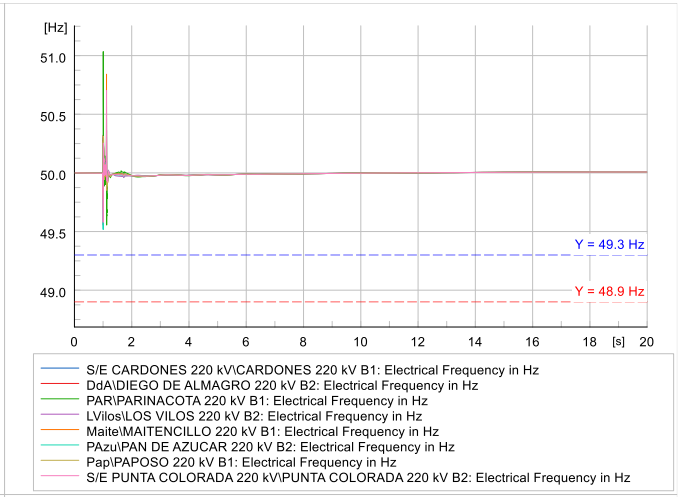
[Hz]
51.0
50.5
50.0
49.5
49.0
Y = 49.3 Hz
Y = 48.9 Hz
0 2 4 6 8 10 12 14 16 18 [s] 20
S/E CARDONES 220 kV\CARDONES 220 kV B1: Electrical Frequency in Hz
DdA\DIEGO DE ALMAGRO 220 kV B2: Electrical Frequency in Hz
PAR\PARINACOTA 220 kV B1: Electrical Frequency in Hz
LVilos\LOS VILOS 220 kV B2: Electrical Frequency in Hz
Maite\MAITENCILLO 220 kV B1: Electrical Frequency in Hz
PAzu\PAN DE AZUCAR 220 kV B2: Electrical Frequency in Hz
Pap\PAPOSO 220 kV B1: Electrical Frequency in Hz
S/E PUNTA COLORADA 220 kV\PUNTA COLORADA 220 kV B2: Electrical Frequency in Hz

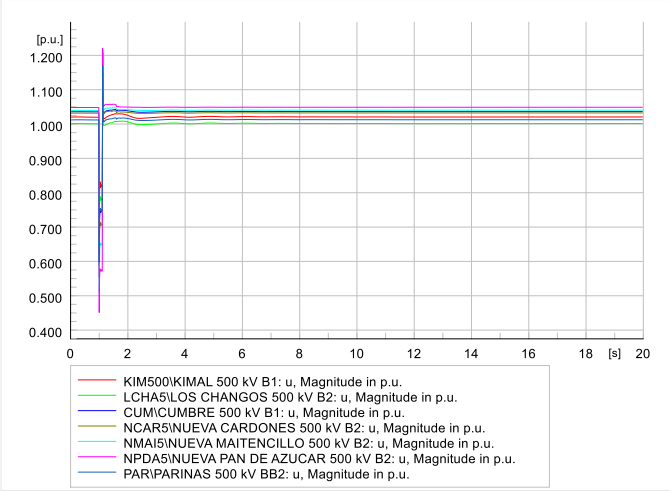
[p.u.]
1.200
1.100
1.000
0.900
0.800
0.700
0.600
0.500
0.400
0 2 4 6 8 10 12 14 16 18 [s] 20
KIM500\KIMAL 500 kV B1: u, Magnitude in p.u.
LCHA5\LOS CHANGOS 500 kV B2: u, Magnitude in p.u.
CUM\CUMBRE 500 kV B1: u, Magnitude in p.u.
NCAR5\NUEVA CARDONES 500 kV B2: u, Magnitude in p.u.
NMAI5\NUEVA MAITENCILLO 500 kV B2: u, Magnitude in p.u.
NPDA5\NUEVA PAN DE AZUCAR 500 kV B2: u, Magnitude in p.u.
PAR\PARINAS 500 kV BB2: u, Magnitude in p.u.

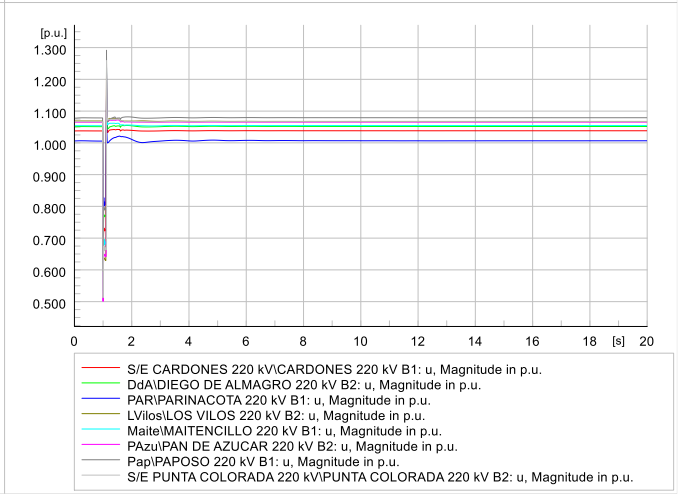
[p.u.]
1.300
1.200
1.100
1.000
0.900
0.800
0.700
0.600
0.500
0 2 4 6 8 10 12 14 16 18 [s] 20
S/E CARDONES 220 kV\CARDONES 220 kV B1: u, Magnitude in p.u.
DdA\DIEGO DE ALMAGRO 220 kV B2: u, Magnitude in p.u.
PAR\PARINACOTA 220 kV B1: u, Magnitude in p.u.
LVilos\LOS VILOS 220 kV B2: u, Magnitude in p.u.
Maite\MAITENCILLO 220 kV B1: u, Magnitude in p.u.
PAzu\PAN DE AZUCAR 220 kV B2: u, Magnitude in p.u.
Pap\PAPOSO 220 kV B1: u, Magnitude in p.u.
S/E PUNTA COLORADA 220 kV\PUNTA COLORADA 220 kV B2: u, Magnitude in p.u.

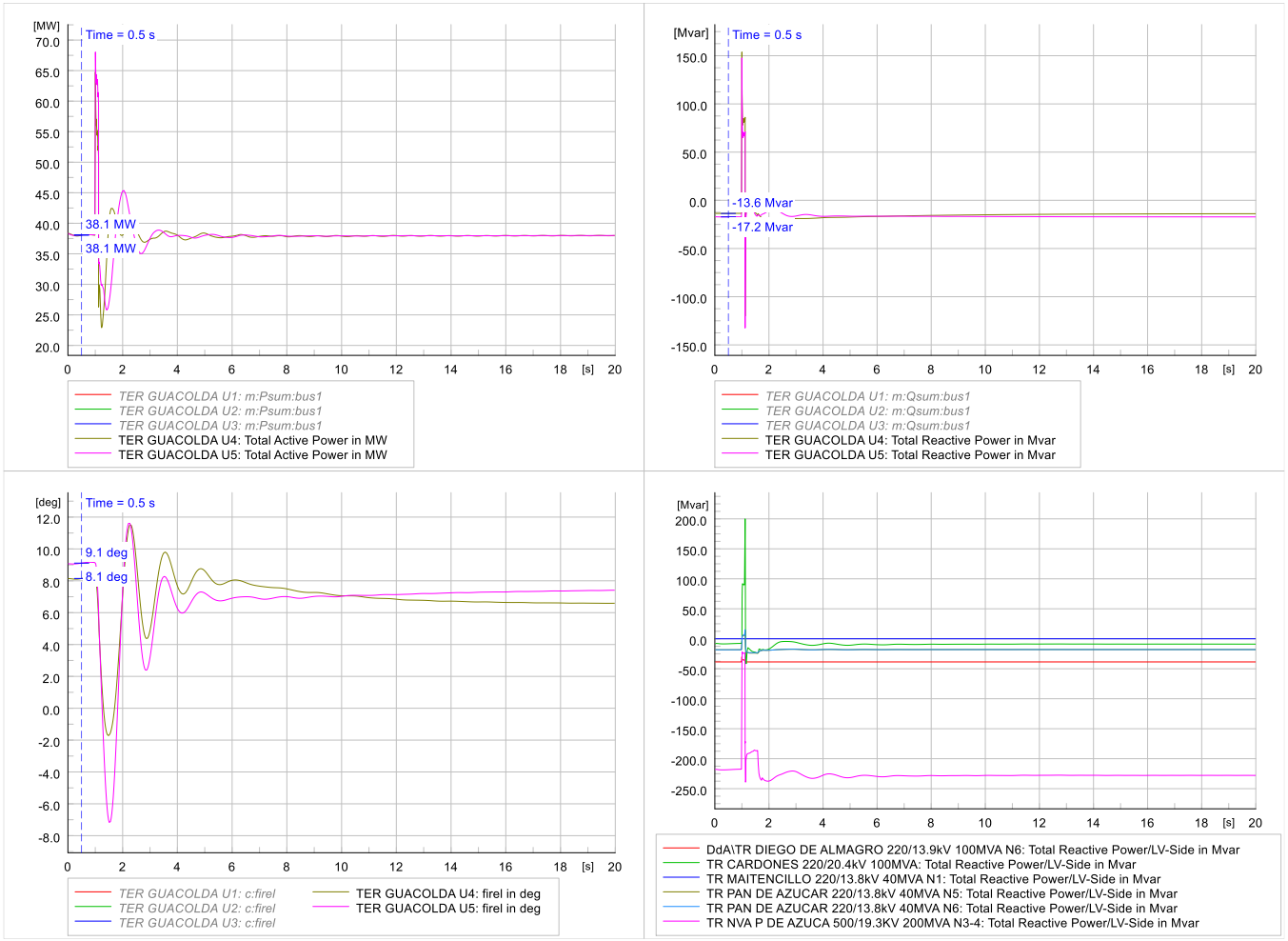
[MW]
Time = 0.5 s
38.1 MW
38.1 MW
TER GUACOLDA U1: m:Psum:bus1
TER GUACOLDA U2: m:Psum:bus1
TER GUACOLDA U3: m:Psum:bus1
TER GUACOLDA U4: Total Active Power in MW
TER GUACOLDA U5: Total Active Power in MW
[Mvar]
Time = 0.5 s
-13.6 Mvar
-17.2 Mvar
TER GUACOLDA U1: m:Qsum:bus1
TER GUACOLDA U2: m:Qsum:bus1
TER GUACOLDA U3: m:Qsum:bus1
TER GUACOLDA U4: Total Reactive Power in Mvar
TER GUACOLDA U5: Total Reactive Power in Mvar
[deg]
Time = 0.5 s
9.1 deg
8.1 deg
TER GUACOLDA U1: c:firel
TER GUACOLDA U2: c:firel
TER GUACOLDA U3: c:firel
TER GUACOLDA U4: firel in deg
TER GUACOLDA U5: firel in deg
[Mvar]
DdA\TR DIEGO DE ALMAGRO 220/13.9kV 100MVA N6: Total Reactive Power/LV-Side in Mvar
TR CARDONES 220/20.4kV 100MVA: Total Reactive Power/LV-Side in Mvar
TR MAITENCILLO 220/13.8kV 40MVA N1: Total Reactive Power/LV-Side in Mvar
TR PAN DE AZUCAR 220/13.8kV 40MVA N5: Total Reactive Power/LV-Side in Mvar
TR PAN DE AZUCAR 220/13.8kV 40MVA N6: Total Reactive Power/LV-Side in Mvar
TR NVA P DE AZUCA 500/19.3KV 200MVA N3-4: Total Reactive Power/LV-Side in Mvar

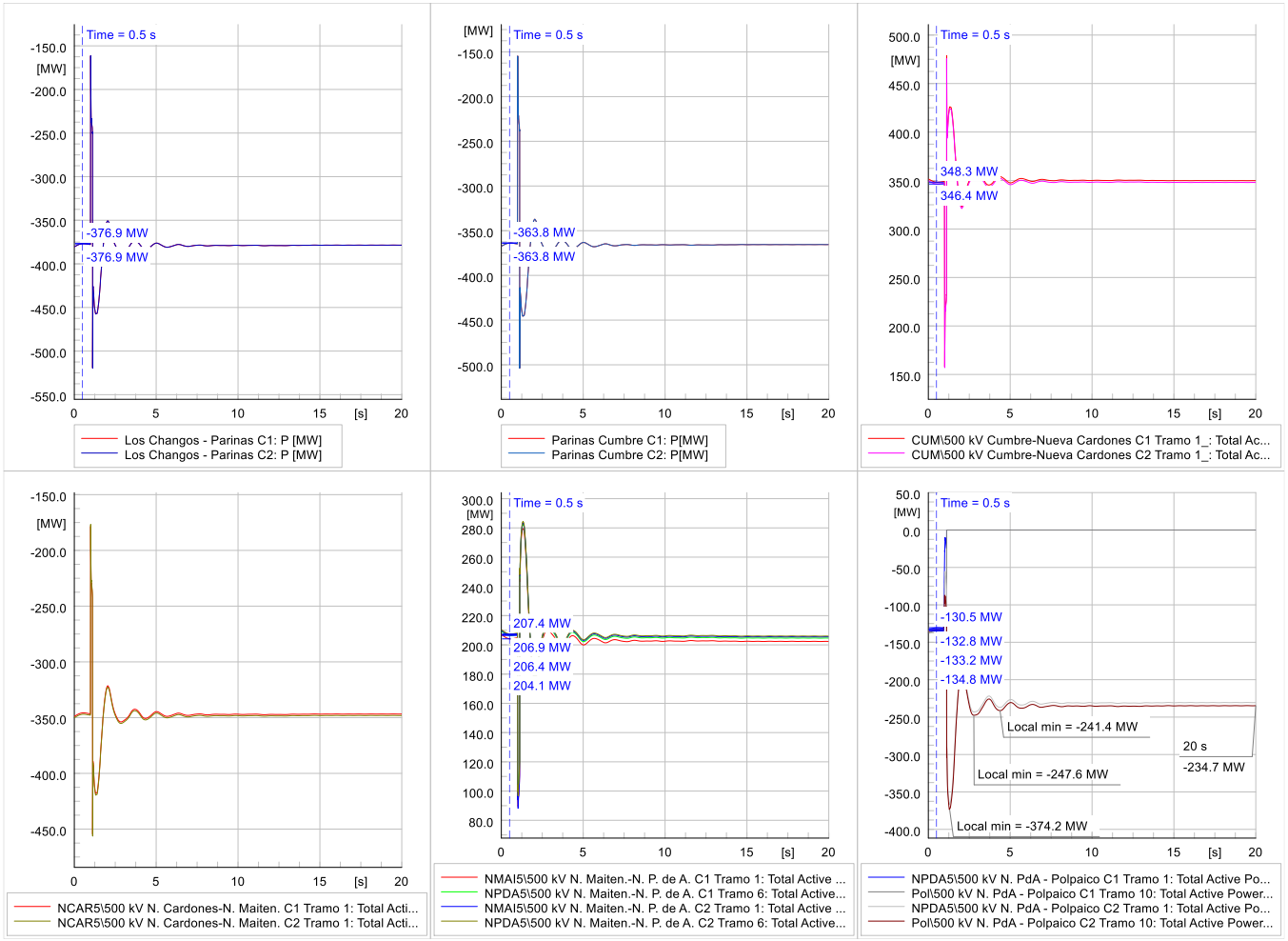
Time = 0.5 s
[MW]
-376.9 MW
-376.9 MW
[s]
Los Changos - Parinas C1: P [MW]
Los Changos - Parinas C2: P [MW]
Time = 0.5 s
[MW]
-363.8 MW
-363.8 MW
[s]
Parinas Cumbre C1: P[MW]
Parinas Cumbre C2: P[MW]
Time = 0.5 s
[MW]
348.3 MW
346.4 MW
[s]
CUM\500 kV Cumbre-Nueva Cardones C1 Tramo 1_: Total Ac...
CUM\500 kV Cumbre-Nueva Cardones C2 Tramo 1_: Total Ac...
[MW]
[s]
NCAR5\500 kV N. Cardones-N. Maiten. C1 Tramo 1: Total Acti...
NCAR5\500 kV N. Cardones-N. Maiten. C2 Tramo 1: Total Acti...
Time = 0.5 s
[MW]
207.4 MW
206.9 MW
206.4 MW
204.1 MW
[s]
NMAI5\500 kV N. Maiten.-N. P. de A. C1 Tramo 1: Total Active ...
NPDA5\500 kV N. Maiten.-N. P. de A. C1 Tramo 6: Total Active...
NMAI5\500 kV N. Maiten.-N. P. de A. C2 Tramo 1: Total Active ...
NPDA5\500 kV N. Maiten.-N. P. de A. C2 Tramo 6: Total Active...
Time = 0.5 s
[MW]
-130.5 MW
-132.8 MW
-133.2 MW
-134.8 MW
Local min = -241.4 MW
20 s
-234.7 MW
Local min = -247.6 MW
Local min = -374.2 MW
[s]
NPDA5\500 kV N. PdA - Polpaico C1 Tramo 1: Total Active Po...
Pol\500 kV N. PdA - Polpaico C1 Tramo 10: Total Active Power...
NPDA5\500 kV N. PdA - Polpaico C2 Tramo 1: Total Active Po...
Pol\500 kV N. PdA - Polpaico C2 Tramo 10: Total Active Power...

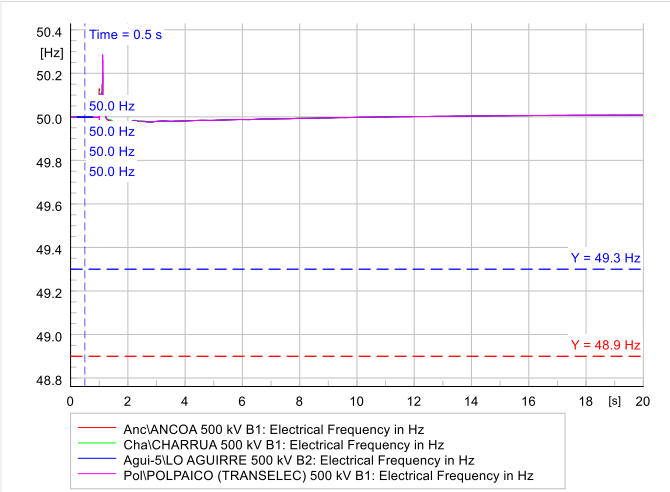
Time = 0.5 s
[Hz]
50.0 Hz
Y = 49.3 Hz
Y = 48.9 Hz
[s]
Anc\ANCOA 500 kV B1: Electrical Frequency in Hz
Cha\CHARRUA 500 kV B1: Electrical Frequency in Hz
Agui-5\LO AGUIRRE 500 kV B2: Electrical Frequency in Hz
Pol\POLPAICO (TRANSELEC) 500 kV B1: Electrical Frequency in Hz

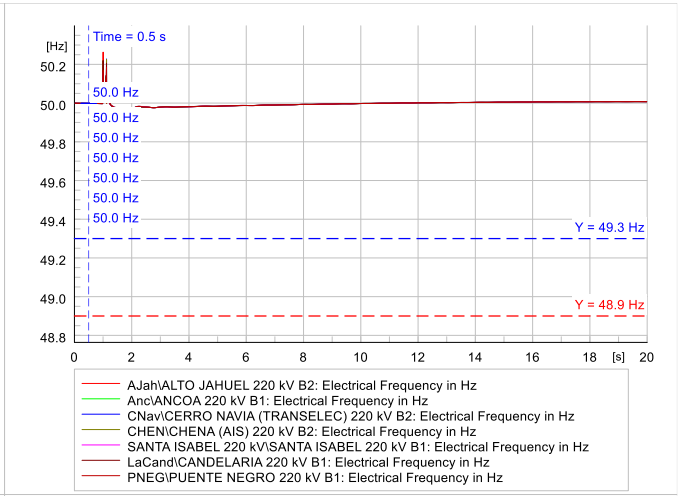
Time = 0.5 s
[Hz]
50.0 Hz
Y = 49.3 Hz
Y = 48.9 Hz
[s]
AJah\ALTO JAHUEL 220 kV B2: Electrical Frequency in Hz
Anc\ANCOA 220 kV B1: Electrical Frequency in Hz
CNav\CERRO NAVIA (TRANSELEC) 220 kV B2: Electrical Frequency in Hz
CHEN\CHENA (AIS) 220 kV B2: Electrical Frequency in Hz
SANTA ISABEL 220 kV\SANTA ISABEL 220 kV B1: Electrical Frequency in Hz
LaCand\CANDELARIA 220 kV B1: Electrical Frequency in Hz
PNEG\PUENTE NEGRO 220 kV B1: Electrical Frequency in Hz

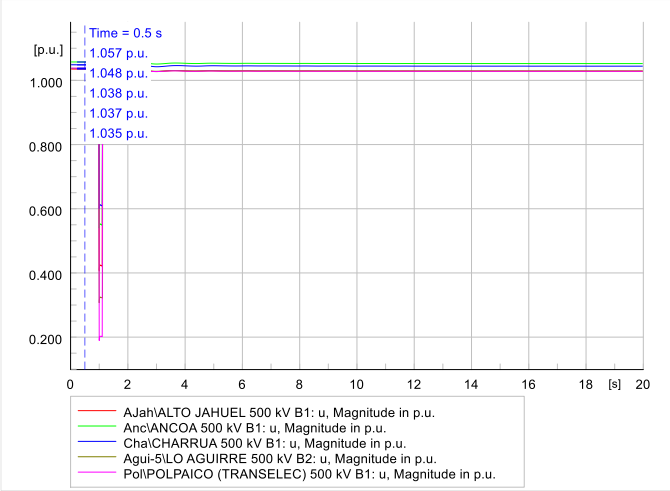
Time = 0.5 s
[p.u.]
1.057 p.u.
1.048 p.u.
1.038 p.u.
1.037 p.u.
1.035 p.u.
[s]
AJah\ALTO JAHUEL 500 kV B1: u, Magnitude in p.u.
Anc\ANCOA 500 kV B1: u, Magnitude in p.u.
Cha\CHARRUA 500 kV B1: u, Magnitude in p.u.
Agui-5\LO AGUIRRE 500 kV B2: u, Magnitude in p.u.
Pol\POLPAICO (TRANSELEC) 500 kV B1: u, Magnitude in p.u.

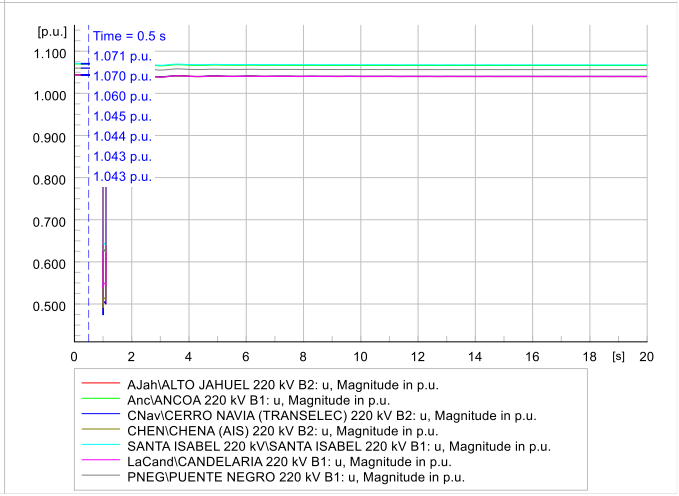
Time = 0.5 s
[p.u.]
1.071 p.u.
1.070 p.u.
1.060 p.u.
1.045 p.u.
1.044 p.u.
1.043 p.u.
1.043 p.u.
[s]
AJah\ALTO JAHUEL 220 kV B2: u, Magnitude in p.u.
Anc\ANCOA 220 kV B1: u, Magnitude in p.u.
CNav\CERRO NAVIA (TRANSELEC) 220 kV B2: u, Magnitude in p.u.
CHEN\CHENA (AIS) 220 kV B2: u, Magnitude in p.u.
SANTA ISABEL 220 kV\SANTA ISABEL 220 kV B1: u, Magnitude in p.u.
LaCand\CANDELARIA 220 kV B1: u, Magnitude in p.u.
PNEG\PUENTE NEGRO 220 kV B1: u, Magnitude in p.u.

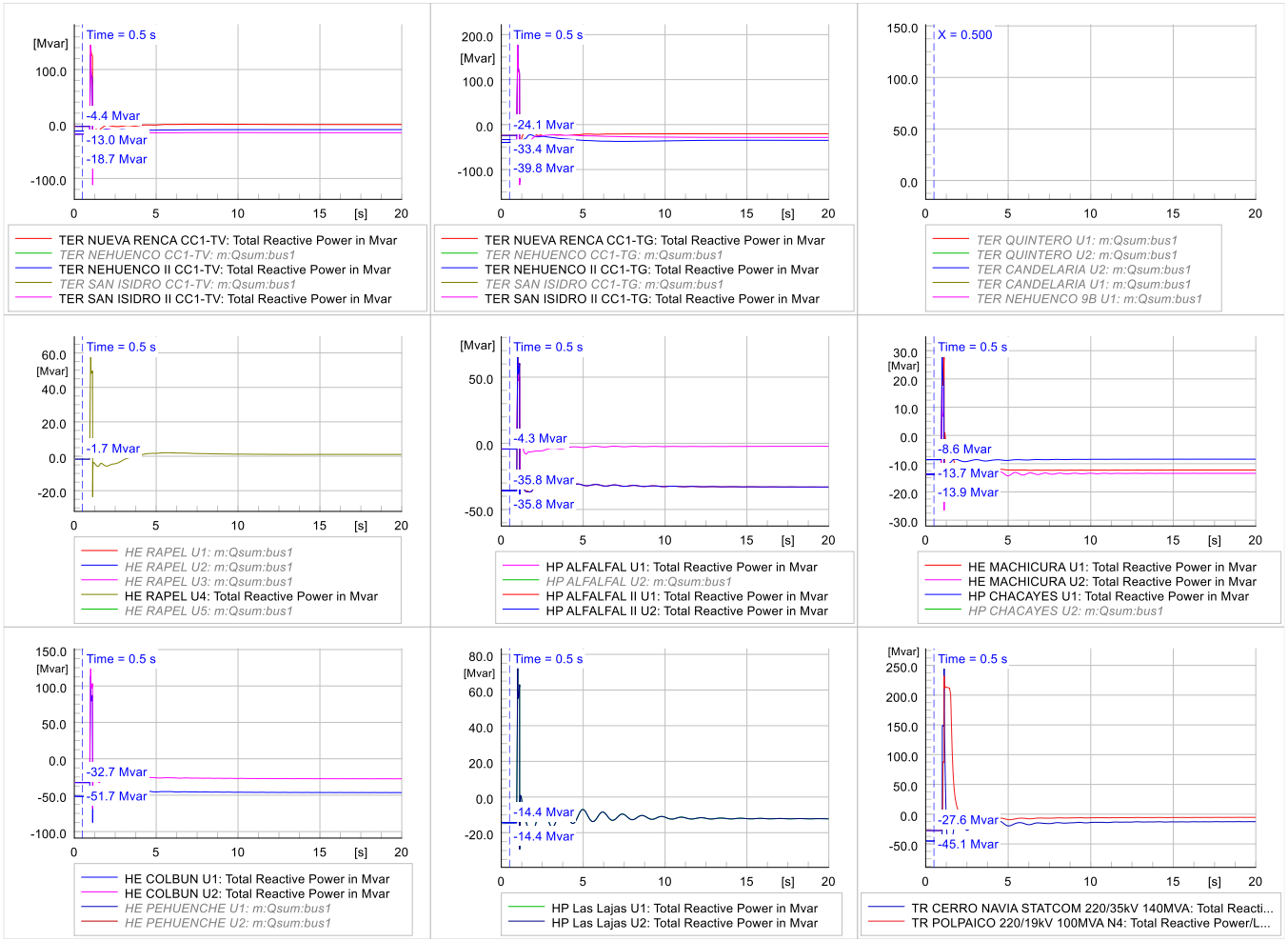
Time = 0.5 s
[Mvar]
-4.4 Mvar
-13.0 Mvar
-18.7 Mvar
TER NUEVA RENCA CC1-TV: Total Reactive Power in Mvar
TER NEHUENCO CC1-TV: m:Qsum:bus1
TER NEHUENCO II CC1-TV: Total Reactive Power in Mvar
TER SAN ISIDRO CC1-TV: m:Qsum:bus1
TER SAN ISIDRO II CC1-TV: Total Reactive Power in Mvar
-24.1 Mvar
-33.4 Mvar
-39.8 Mvar
TER NUEVA RENCA CC1-TG: Total Reactive Power in Mvar
TER NEHUENCO CC1-TG: m:Qsum:bus1
TER NEHUENCO II CC1-TG: Total Reactive Power in Mvar
TER SAN ISIDRO CC1-TG: m:Qsum:bus1
TER SAN ISIDRO II CC1-TG: Total Reactive Power in Mvar
X = 0.500
TER QUINTERO U1: m:Qsum:bus1
TER QUINTERO U2: m:Qsum:bus1
TER CANDELARIA U2: m:Qsum:bus1
TER CANDELARIA U1: m:Qsum:bus1
TER NEHUENCO 9B U1: m:Qsum:bus1
-1.7 Mvar
HE RAPEL U1: m:Qsum:bus1
HE RAPEL U2: m:Qsum:bus1
HE RAPEL U3: m:Qsum:bus1
HE RAPEL U4: Total Reactive Power in Mvar
HE RAPEL U5: m:Qsum:bus1
-4.3 Mvar
-35.8 Mvar
-35.8 Mvar
HP ALFALFAL U1: Total Reactive Power in Mvar
HP ALFALFAL U2: m:Qsum:bus1
HP ALFALFAL II U1: Total Reactive Power in Mvar
HP ALFALFAL II U2: Total Reactive Power in Mvar
-8.6 Mvar
-13.7 Mvar
-13.9 Mvar
HE MACHICURA U1: Total Reactive Power in Mvar
HE MACHICURA U2: Total Reactive Power in Mvar
HP CHACAYES U1: Total Reactive Power in Mvar
HP CHACAYES U2: m:Qsum:bus1
-32.7 Mvar
-51.7 Mvar
HE COLBUN U1: Total Reactive Power in Mvar
HE COLBUN U2: Total Reactive Power in Mvar
HE PEHUENCHE U1: m:Qsum:bus1
HE PEHUENCHE U2: m:Qsum:bus1
-14.4 Mvar
-14.4 Mvar
HP Las Lajas U1: Total Reactive Power in Mvar
HP Las Lajas U2: Total Reactive Power in Mvar
-27.6 Mvar
-45.1 Mvar
TR CERRO NAVIA STATCOM 220/35kV 140MVA: Total Reacti...
TR POLPAICO 220/19kV 100MVA N4: Total Reactive Power/L...
[s]

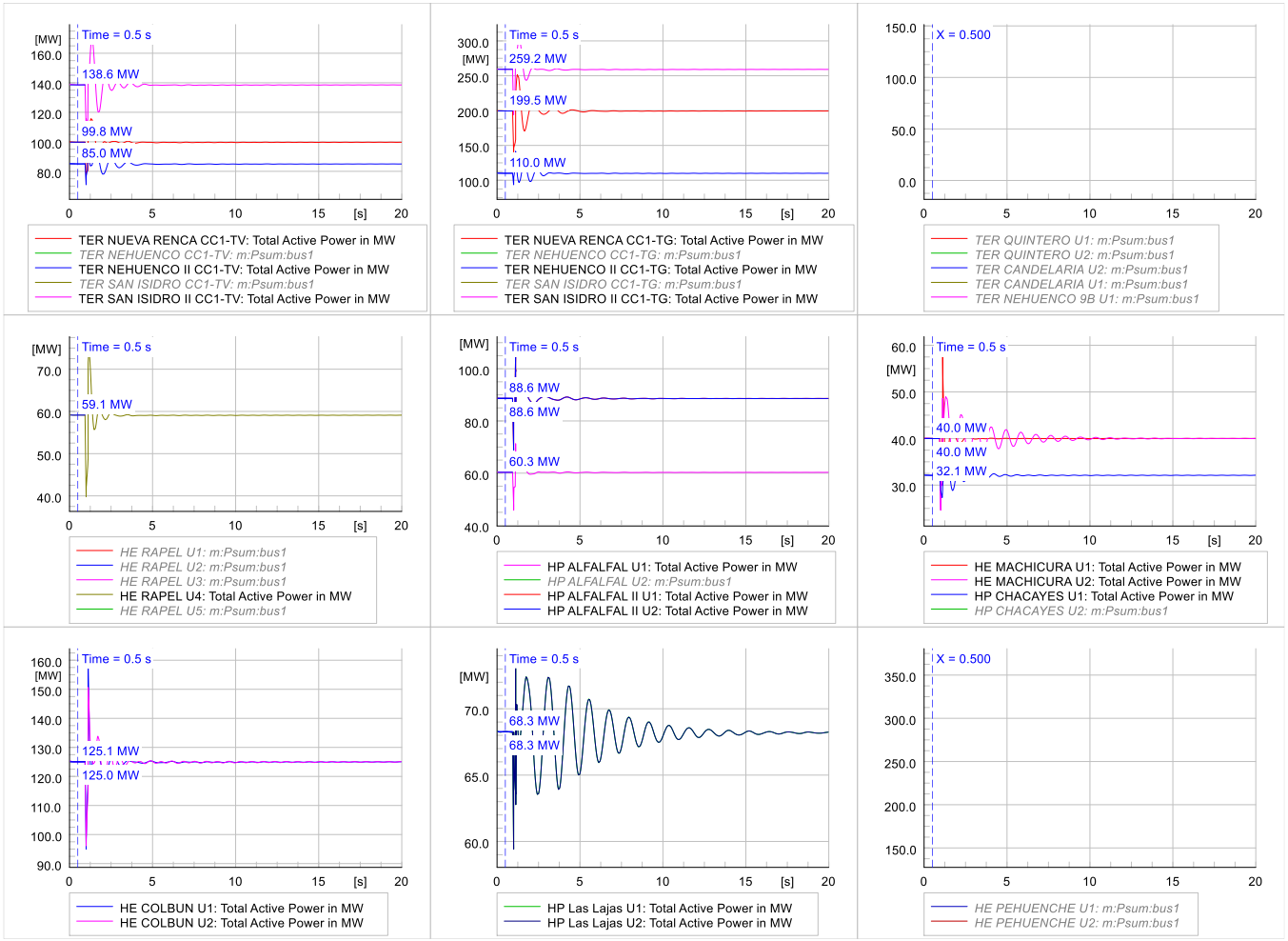
Time = 0.5 s
[MW]
138.6 MW
99.8 MW
85.0 MW
TER NUEVA RENCA CC1-TV: Total Active Power in MW
TER NEHUENCO CC1-TV: m:Psum:bus1
TER NEHUENCO II CC1-TV: Total Active Power in MW
TER SAN ISIDRO CC1-TV: m:Psum:bus1
TER SAN ISIDRO II CC1-TV: Total Active Power in MW
259.2 MW
199.5 MW
110.0 MW
TER NUEVA RENCA CC1-TG: Total Active Power in MW
TER NEHUENCO CC1-TG: m:Psum:bus1
TER NEHUENCO II CC1-TG: Total Active Power in MW
TER SAN ISIDRO CC1-TG: m:Psum:bus1
TER SAN ISIDRO II CC1-TG: Total Active Power in MW
X = 0.500
TER QUINTERO U1: m:Psum:bus1
TER QUINTERO U2: m:Psum:bus1
TER CANDELARIA U2: m:Psum:bus1
TER CANDELARIA U1: m:Psum:bus1
TER NEHUENCO 9B U1: m:Psum:bus1
59.1 MW
HE RAPEL U1: m:Psum:bus1
HE RAPEL U2: m:Psum:bus1
HE RAPEL U3: m:Psum:bus1
HE RAPEL U4: Total Active Power in MW
HE RAPEL U5: m:Psum:bus1
88.6 MW
88.6 MW
60.3 MW
HP ALFALFAL U1: Total Active Power in MW
HP ALFALFAL U2: m:Psum:bus1
HP ALFALFAL II U1: Total Active Power in MW
HP ALFALFAL II U2: Total Active Power in MW
40.0 MW
40.0 MW
32.1 MW
HE MACHICURA U1: Total Active Power in MW
HE MACHICURA U2: Total Active Power in MW
HP CHACAYES U1: Total Active Power in MW
HP CHACAYES U2: m:Psum:bus1
125.1 MW
125.0 MW
HE COLBUN U1: Total Active Power in MW
HE COLBUN U2: Total Active Power in MW
68.3 MW
68.3 MW
HP Las Lajas U1: Total Active Power in MW
HP Las Lajas U2: Total Active Power in MW
HE PEHUENCHE U1: m:Psum:bus1
HE PEHUENCHE U2: m:Psum:bus1
[s]

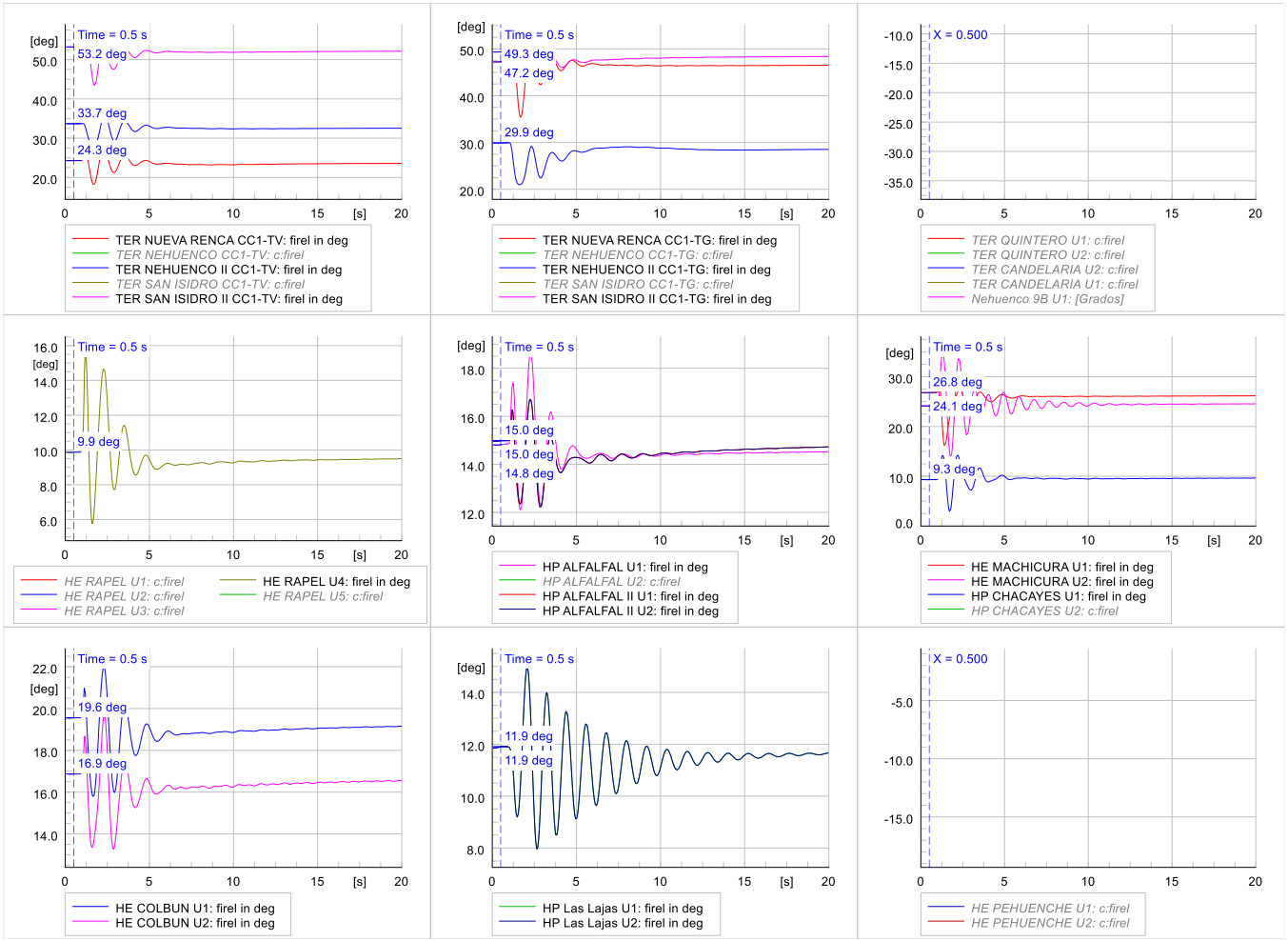
Time = 0.5 s
53.2 deg
33.7 deg
24.3 deg
TER NUEVA RENCA CC1-TV: firel in deg
TER NEHUENCO CC1-TV: c:firel
TER NEHUENCO II CC1-TV: firel in deg
TER SAN ISIDRO CC1-TV: c:firel
TER SAN ISIDRO II CC1-TV: firel in deg
49.3 deg
47.2 deg
29.9 deg
TER NUEVA RENCA CC1-TG: firel in deg
TER NEHUENCO CC1-TG: c:firel
TER NEHUENCO II CC1-TG: firel in deg
TER SAN ISIDRO CC1-TG: c:firel
TER SAN ISIDRO II CC1-TG: firel in deg
X = 0.500
TER QUINTERO U1: c:firel
TER QUINTERO U2: c:firel
TER CANDELARIA U2: c:firel
TER CANDELARIA U1: c:firel
Nehuenco 9B U1: [Grados]
9.9 deg
HE RAPEL U1: c:firel
HE RAPEL U2: c:firel
HE RAPEL U3: c:firel
HE RAPEL U4: firel in deg
HE RAPEL U5: c:firel
15.0 deg
15.0 deg
14.8 deg
HP ALFALFAL U1: firel in deg
HP ALFALFAL U2: c:firel
HP ALFALFAL II U1: firel in deg
HP ALFALFAL II U2: firel in deg
26.8 deg
24.1 deg
9.3 deg
HE MACHICURA U1: firel in deg
HE MACHICURA U2: firel in deg
HP CHACAYES U1: firel in deg
HP CHACAYES U2: c:firel
19.6 deg
16.9 deg
HE COLBUN U1: firel in deg
HE COLBUN U2: firel in deg
11.9 deg
11.9 deg
HP Las Lajas U1: firel in deg
HP Las Lajas U2: firel in deg
X = 0.500
HE PEHUENCHE U1: c:firel
HE PEHUENCHE U2: c:firel

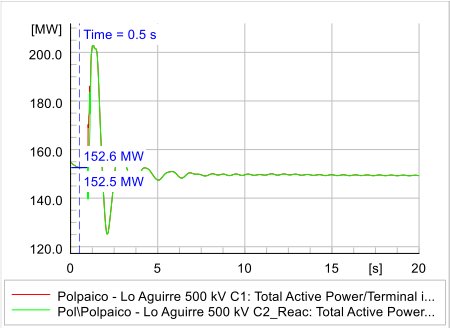
[MW]
Time = 0.5 s
152.6 MW
152.5 MW
Polpaico - Lo Aguirre 500 kV C1: Total Active Power/Terminal i...
Pol\Polpaico - Lo Aguirre 500 kV C2_Reac: Total Active Power...

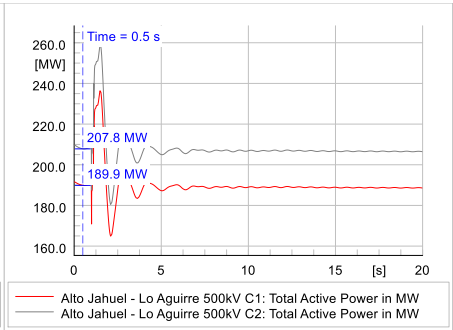
[MW]
Time = 0.5 s
207.8 MW
189.9 MW
Alto Jahuel - Lo Aguirre 500kV C1: Total Active Power in MW
Alto Jahuel - Lo Aguirre 500kV C2: Total Active Power in MW

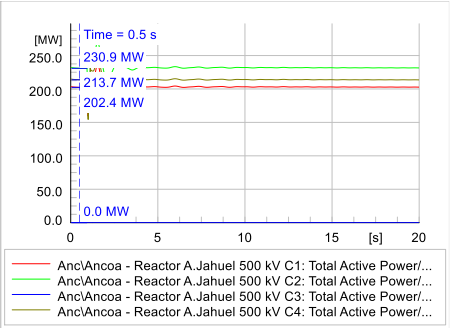
[MW]
Time = 0.5 s
230.9 MW
213.7 MW
202.4 MW
0.0 MW
Anc\Ancoa - Reactor A.Jahuel 500 kV C1: Total Active Power/...
Anc\Ancoa - Reactor A.Jahuel 500 kV C2: Total Active Power/...
Anc\Ancoa - Reactor A.Jahuel 500 kV C3: Total Active Power/...
Anc\Ancoa - Reactor A.Jahuel 500 kV C4: Total Active Power/...

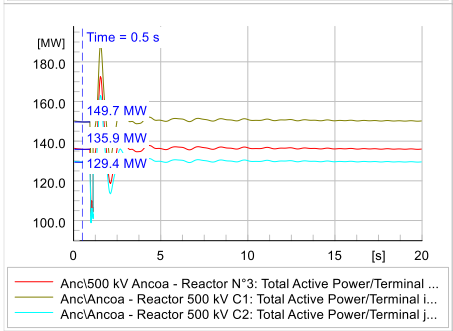
[MW]
Time = 0.5 s
149.7 MW
135.9 MW
129.4 MW
Anc\500 kV Ancoa - Reactor N°3: Total Active Power/Terminal ...
Anc\Ancoa - Reactor 500 kV C1: Total Active Power/Terminal i...
Anc\Ancoa - Reactor 500 kV C2: Total Active Power/Terminal j...

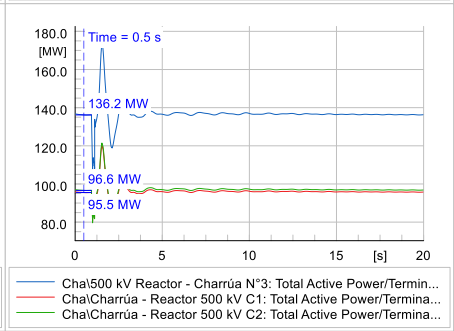
[MW]
Time = 0.5 s
136.2 MW
96.6 MW
95.5 MW
Cha\500 kV Reactor - Charrúa N°3: Total Active Power/Termin...
Cha\Charrúa - Reactor 500 kV C1: Total Active Power/Termina...
Cha\Charrúa - Reactor 500 kV C2: Total Active Power/Termina...

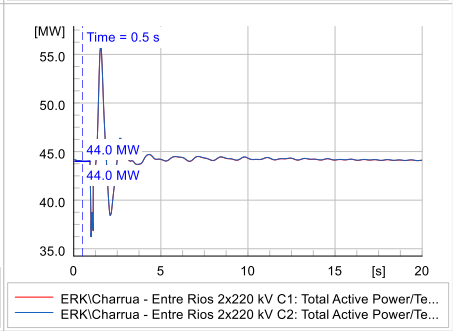
[MW]
Time = 0.5 s
44.0 MW
44.0 MW
ERK\Charrua - Entre Rios 2x220 kV C1: Total Active Power/Te...
ERK\Charrua - Entre Rios 2x220 kV C2: Total Active Power/Te...

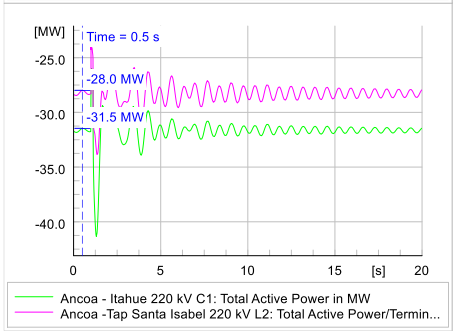
[MW]
Time = 0.5 s
-28.0 MW
-31.5 MW
Ancoa - Itahue 220 kV C1: Total Active Power in MW
Ancoa -Tap Santa Isabel 220 kV L2: Total Active Power/Termin...

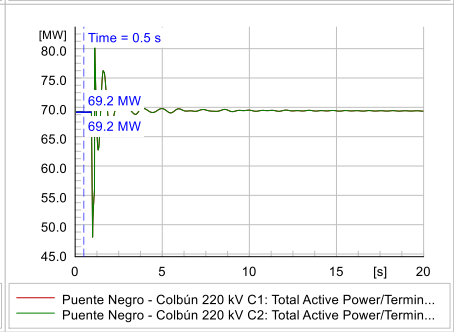
[MW]
Time = 0.5 s
69.2 MW
69.2 MW
Puente Negro - Colbún 220 kV C1: Total Active Power/Termin...
Puente Negro - Colbún 220 kV C2: Total Active Power/Termin...

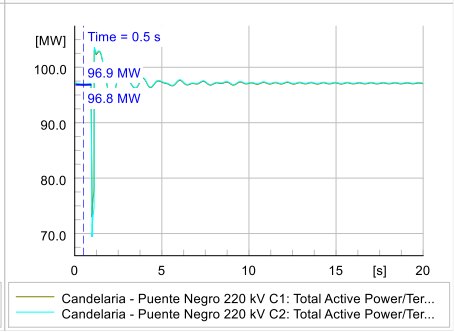
[MW]
Time = 0.5 s
96.9 MW
96.8 MW
Candelaria - Puente Negro 220 kV C1: Total Active Power/Ter...
Candelaria - Puente Negro 220 kV C2: Total Active Power/Ter...

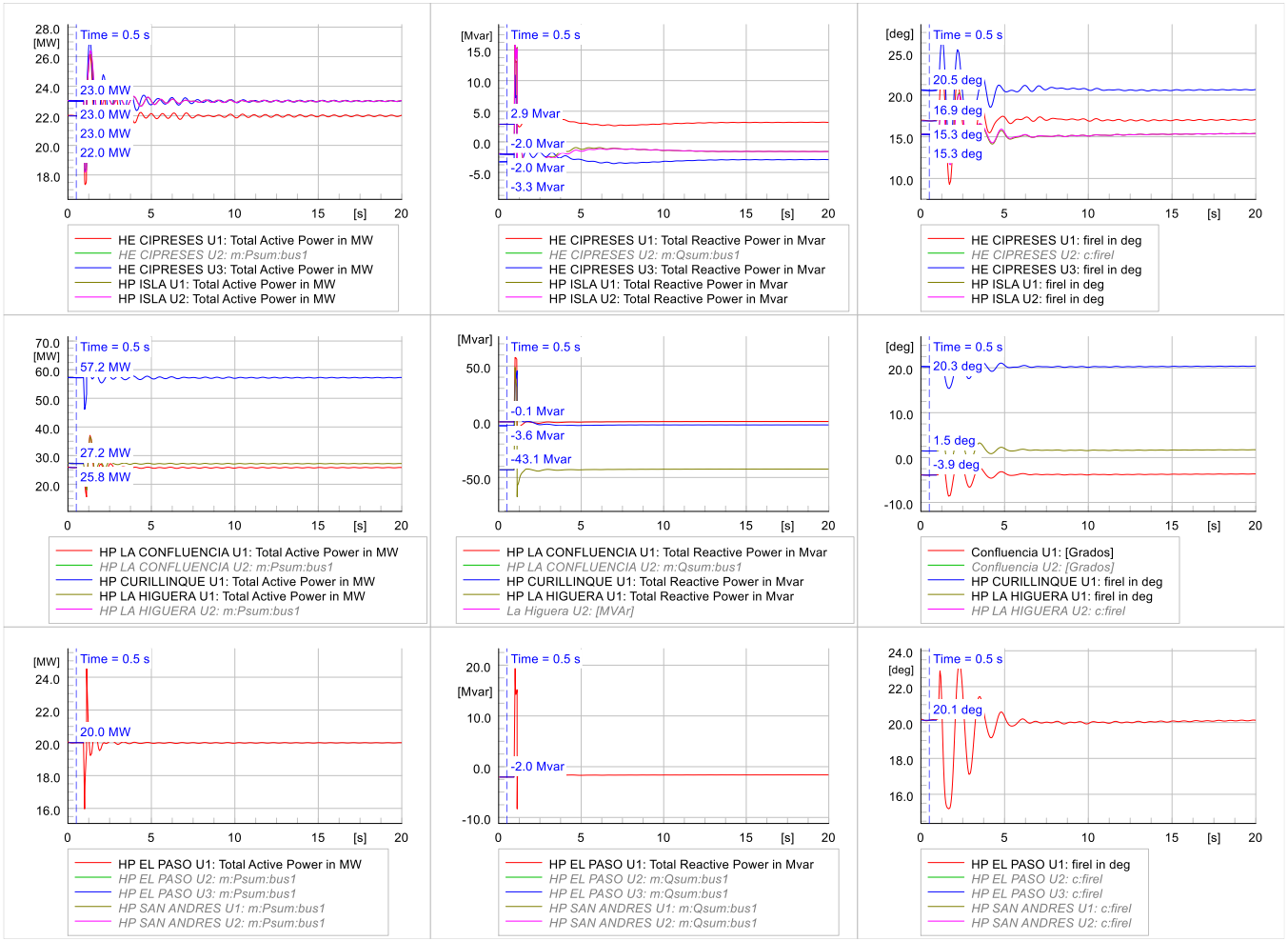
Time = 0.5 s
[MW]
23.0 MW
23.0 MW
23.0 MW
22.0 MW
HE CIPRESES U1: Total Active Power in MW
HE CIPRESES U2: m:Psum:bus1
HE CIPRESES U3: Total Active Power in MW
HP ISLA U1: Total Active Power in MW
HP ISLA U2: Total Active Power in MW
[Mvar]
2.9 Mvar
-2.0 Mvar
-2.0 Mvar
-3.3 Mvar
HE CIPRESES U1: Total Reactive Power in Mvar
HE CIPRESES U2: m:Qsum:bus1
HE CIPRESES U3: Total Reactive Power in Mvar
HP ISLA U1: Total Reactive Power in Mvar
HP ISLA U2: Total Reactive Power in Mvar
[deg]
20.5 deg
16.9 deg
15.3 deg
15.3 deg
HE CIPRESES U1: firel in deg
HE CIPRESES U2: c:firel
HE CIPRESES U3: firel in deg
HP ISLA U1: firel in deg
HP ISLA U2: firel in deg
57.2 MW
27.2 MW
25.8 MW
HP LA CONFLUENCIA U1: Total Active Power in MW
HP LA CONFLUENCIA U2: m:Psum:bus1
HP CURILLINQUE U1: Total Active Power in MW
HP LA HIGUERA U1: Total Active Power in MW
HP LA HIGUERA U2: m:Psum:bus1
-0.1 Mvar
-3.6 Mvar
-43.1 Mvar
HP LA CONFLUENCIA U1: Total Reactive Power in Mvar
HP LA CONFLUENCIA U2: m:Qsum:bus1
HP CURILLINQUE U1: Total Reactive Power in Mvar
HP LA HIGUERA U1: Total Reactive Power in Mvar
La Higuera U2: [MVAr]
20.3 deg
1.5 deg
-3.9 deg
Confluencia U1: [Grados]
Confluencia U2: [Grados]
HP CURILLINQUE U1: firel in deg
HP LA HIGUERA U1: firel in deg
HP LA HIGUERA U2: c:firel
20.0 MW
HP EL PASO U1: Total Active Power in MW
HP EL PASO U2: m:Psum:bus1
HP EL PASO U3: m:Psum:bus1
HP SAN ANDRES U1: m:Psum:bus1
HP SAN ANDRES U2: m:Psum:bus1
-2.0 Mvar
HP EL PASO U1: Total Reactive Power in Mvar
HP EL PASO U2: m:Qsum:bus1
HP EL PASO U3: m:Qsum:bus1
HP SAN ANDRES U1: m:Qsum:bus1
HP SAN ANDRES U2: m:Qsum:bus1
20.1 deg
HP EL PASO U1: firel in deg
HP EL PASO U2: c:firel
HP EL PASO U3: c:firel
HP SAN ANDRES U1: c:firel
HP SAN ANDRES U2: c:firel
[s]

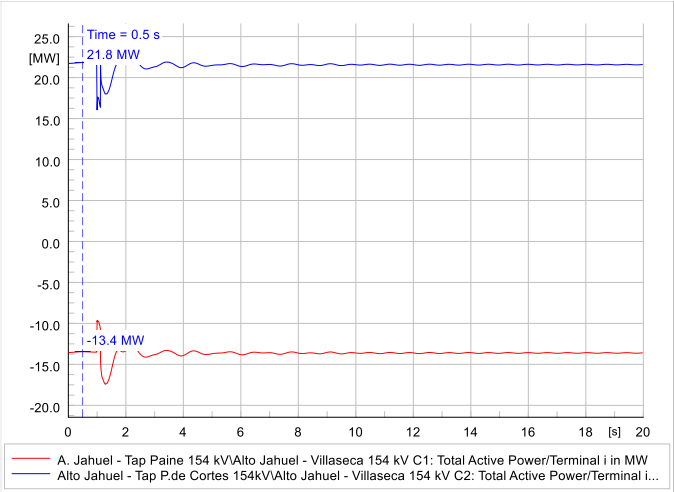
Time = 0.5 s
21.8 MW
-13.4 MW
[MW]
[s]
A. Jahuel - Tap Paine 154 kV\Alto Jahuel - Villaseca 154 kV C1: Total Active Power/Terminal i in MW
Alto Jahuel - Tap P.de Cortes 154kV\Alto Jahuel - Villaseca 154 kV C2: Total Active Power/Terminal i...

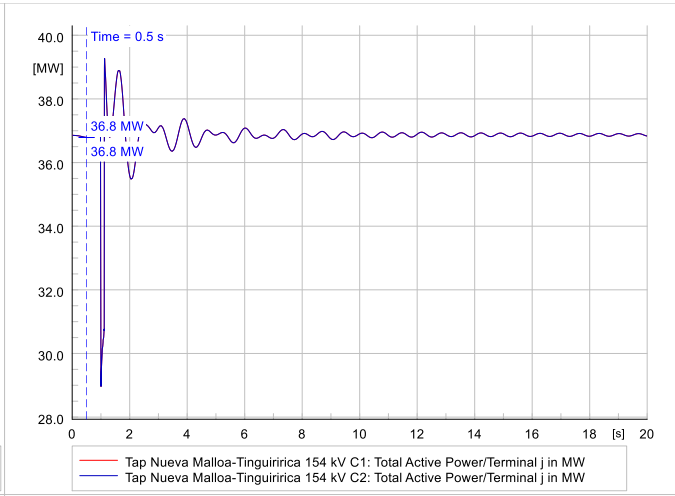
Time = 0.5 s
36.8 MW
36.8 MW
[MW]
[s]
Tap Nueva Malloa-Tinguiririca 154 kV C1: Total Active Power/Terminal j in MW
Tap Nueva Malloa-Tinguiririca 154 kV C2: Total Active Power/Terminal j in MW

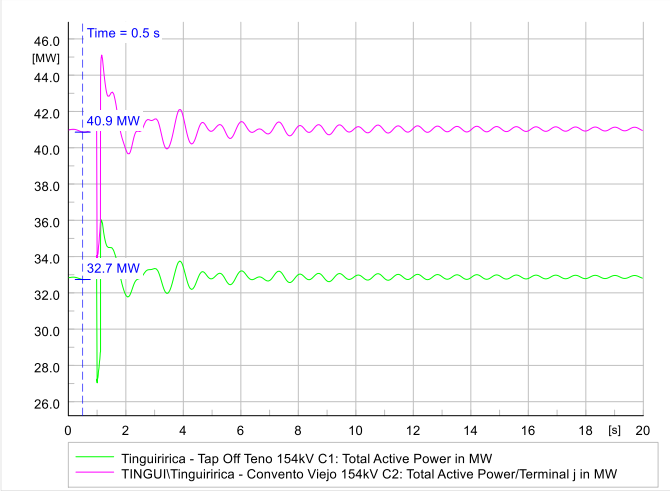
Time = 0.5 s
40.9 MW
32.7 MW
[MW]
[s]
Tinguiririca - Tap Off Teno 154kV C1: Total Active Power in MW
TINGUI\Tinguiririca - Convento Viejo 154kV C2: Total Active Power/Terminal j in MW

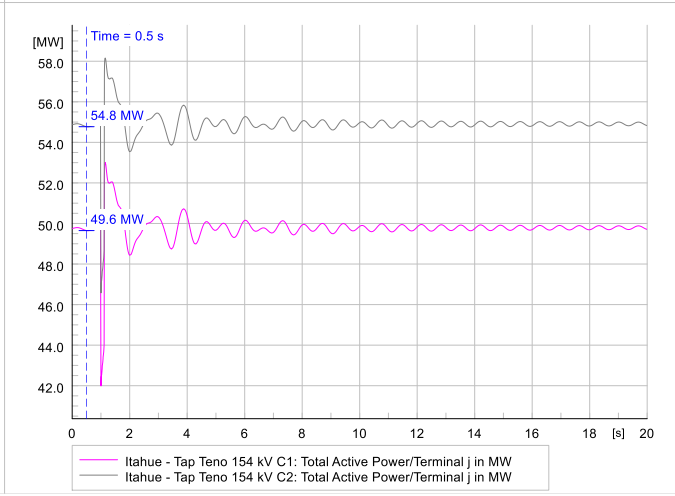
Time = 0.5 s
54.8 MW
49.6 MW
[MW]
[s]
Itahue - Tap Teno 154 kV C1: Total Active Power/Terminal j in MW
Itahue - Tap Teno 154 kV C2: Total Active Power/Terminal j in MW

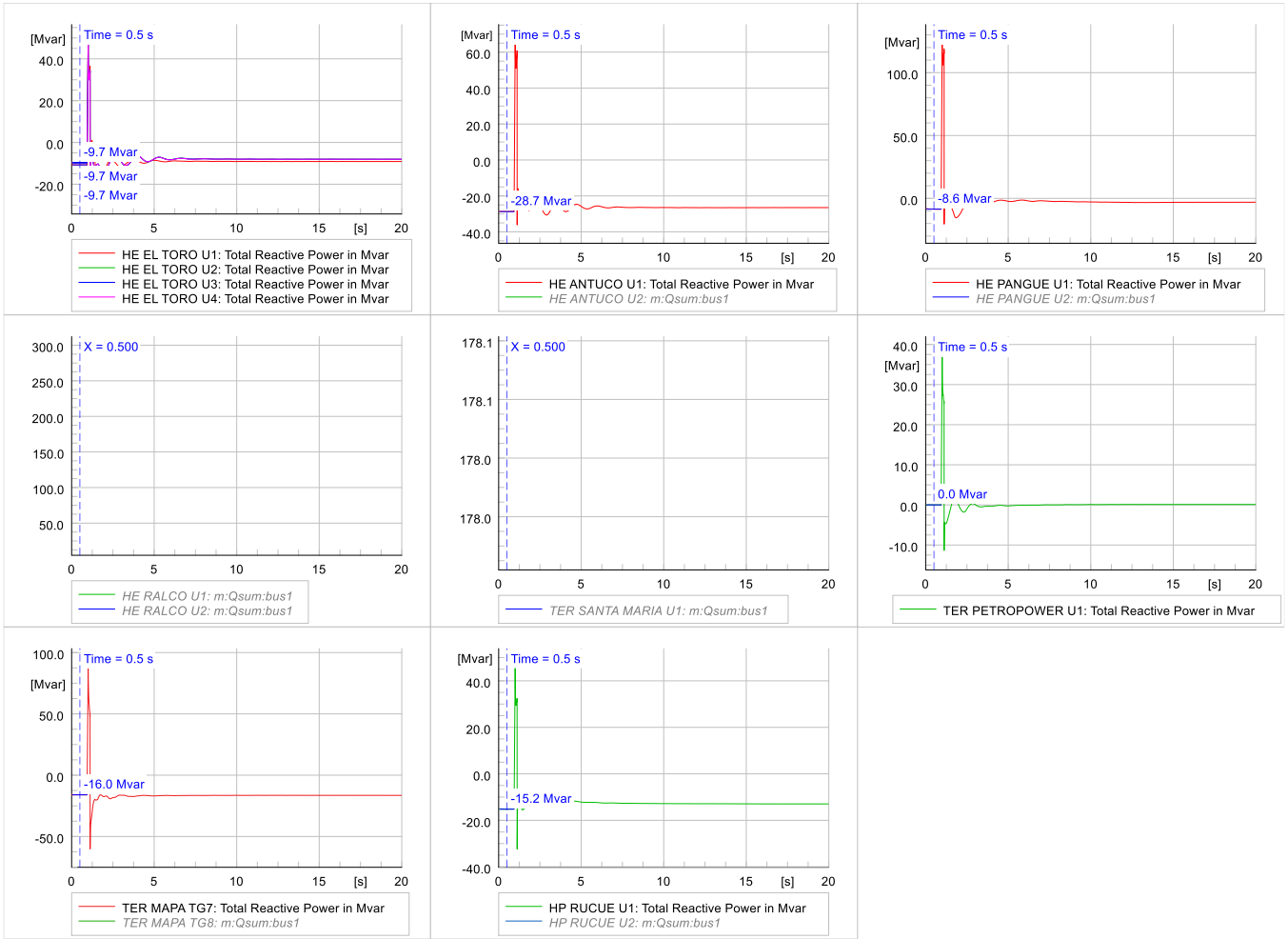
Time = 0.5 s
[Mvar]
-9.7 Mvar
-9.7 Mvar
-9.7 Mvar
HE EL TORO U1: Total Reactive Power in Mvar
HE EL TORO U2: Total Reactive Power in Mvar
HE EL TORO U3: Total Reactive Power in Mvar
HE EL TORO U4: Total Reactive Power in Mvar
-28.7 Mvar
HE ANTUCO U1: Total Reactive Power in Mvar
HE ANTUCO U2: m:Qsum:bus1
-8.6 Mvar
HE PANGUE U1: Total Reactive Power in Mvar
HE PANGUE U2: m:Qsum:bus1
X = 0.500
HE RALCO U1: m:Qsum:bus1
HE RALCO U2: m:Qsum:bus1
TER SANTA MARIA U1: m:Qsum:bus1
0.0 Mvar
TER PETROPOWER U1: Total Reactive Power in Mvar
-16.0 Mvar
TER MAPA TG7: Total Reactive Power in Mvar
TER MAPA TG8: m:Qsum:bus1
-15.2 Mvar
HP RUCUE U1: Total Reactive Power in Mvar
HP RUCUE U2: m:Qsum:bus1
[s]

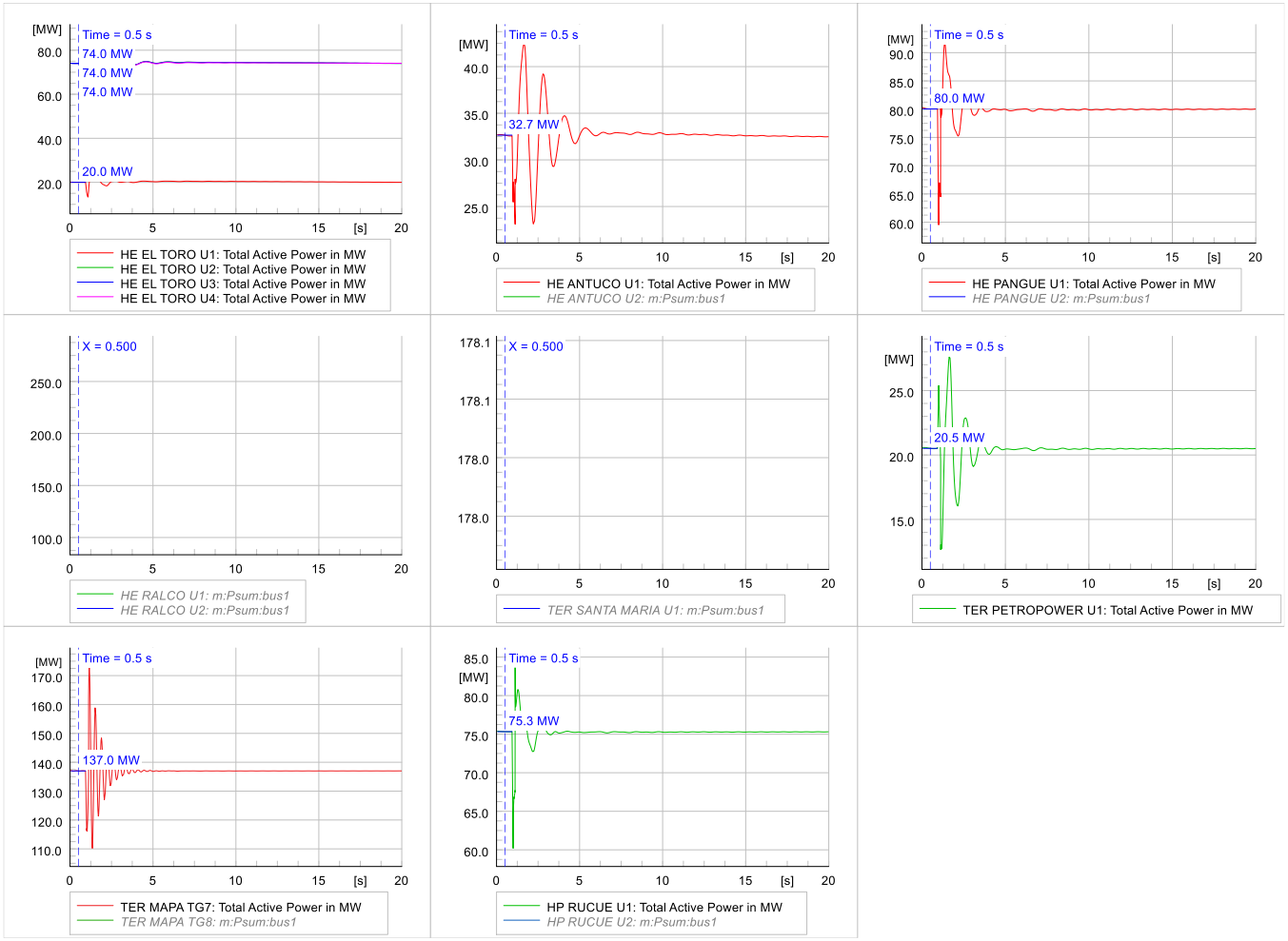
Time = 0.5 s
74.0 MW
74.0 MW
74.0 MW
20.0 MW
HE EL TORO U1: Total Active Power in MW
HE EL TORO U2: Total Active Power in MW
HE EL TORO U3: Total Active Power in MW
HE EL TORO U4: Total Active Power in MW
32.7 MW
HE ANTUCO U1: Total Active Power in MW
HE ANTUCO U2: m:Psum:bus1
80.0 MW
HE PANGUE U1: Total Active Power in MW
HE PANGUE U2: m:Psum:bus1
X = 0.500
HE RALCO U1: m:Psum:bus1
HE RALCO U2: m:Psum:bus1
TER SANTA MARIA U1: m:Psum:bus1
20.5 MW
TER PETROPOWER U1: Total Active Power in MW
137.0 MW
TER MAPA TG7: Total Active Power in MW
TER MAPA TG8: m:Psum:bus1
75.3 MW
HP RUCUE U1: Total Active Power in MW
HP RUCUE U2: m:Psum:bus1

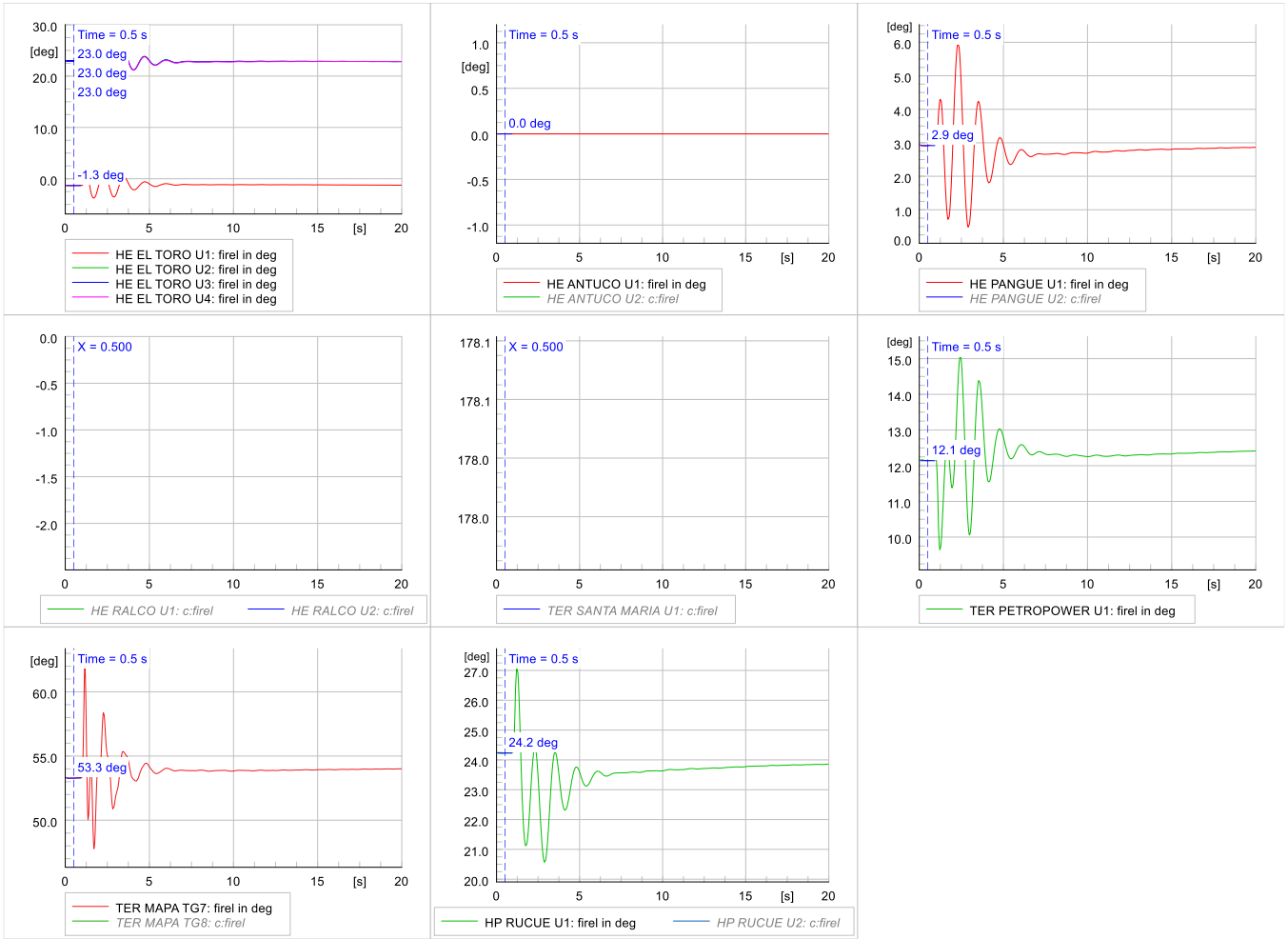
Time = 0.5 s
23.0 deg
23.0 deg
23.0 deg
-1.3 deg
[deg]
[s]
HE EL TORO U1: firel in deg
HE EL TORO U2: firel in deg
HE EL TORO U3: firel in deg
HE EL TORO U4: firel in deg
0.0 deg
HE ANTUCO U1: firel in deg
HE ANTUCO U2: c:firel
2.9 deg
HE PANGUE U1: firel in deg
HE PANGUE U2: c:firel
X = 0.500
HE RALCO U1: c:firel
HE RALCO U2: c:firel
TER SANTA MARIA U1: c:firel
12.1 deg
TER PETROPOWER U1: firel in deg
53.3 deg
TER MAPA TG7: firel in deg
TER MAPA TG8: c:firel
24.2 deg
HP RUCUE U1: firel in deg
HP RUCUE U2: c:firel

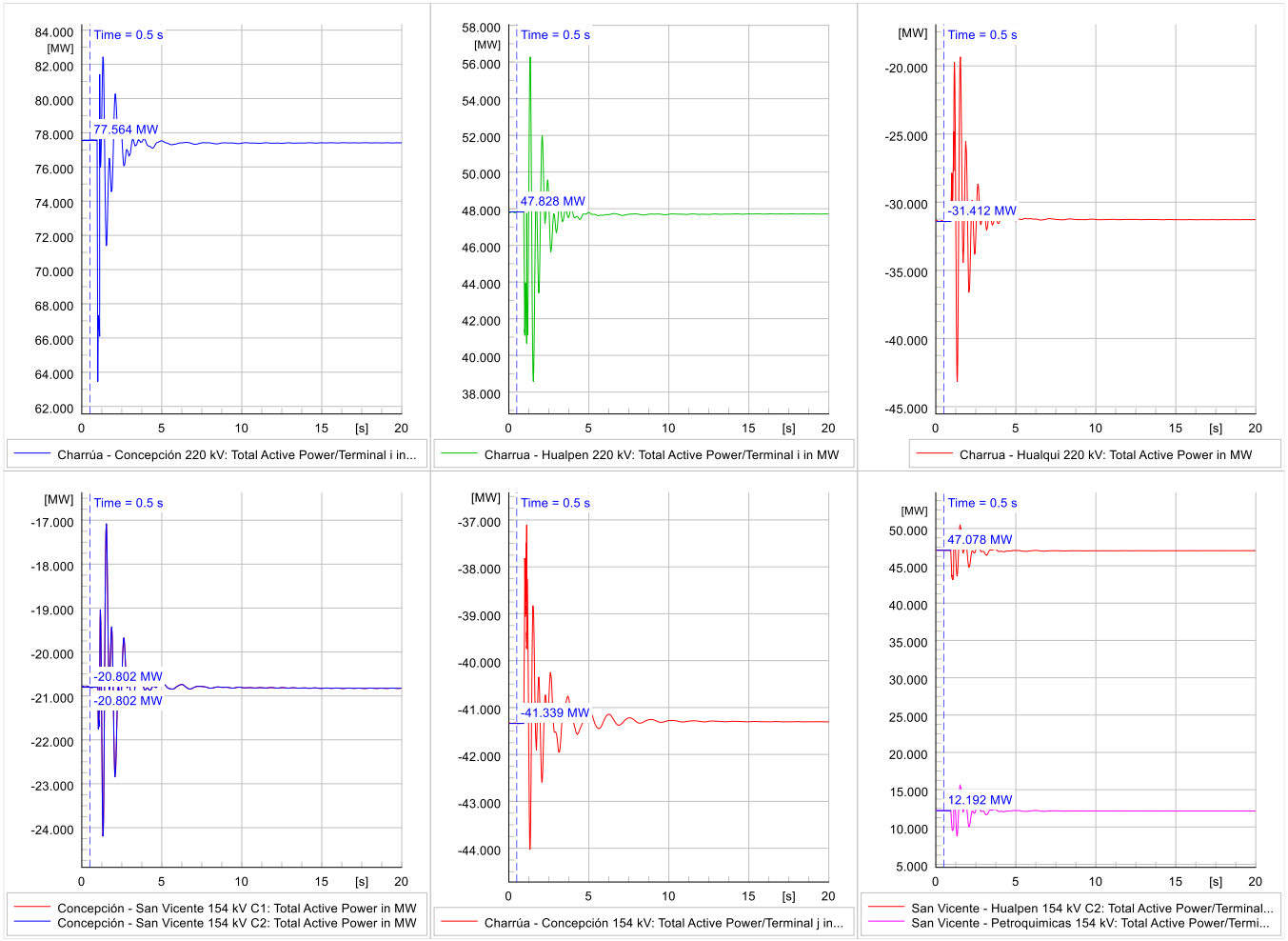
Time = 0.5 s
77.564 MW
Charrúa - Concepción 220 kV: Total Active Power/Terminal i in...
47.828 MW
Charrua - Hualpen 220 kV: Total Active Power/Terminal i in MW
-31.412 MW
Charrua - Hualqui 220 kV: Total Active Power in MW
-20.802 MW
-20.802 MW
Concepción - San Vicente 154 kV C1: Total Active Power in MW
Concepción - San Vicente 154 kV C2: Total Active Power in MW
-41.339 MW
Charrúa - Concepción 154 kV: Total Active Power/Terminal j in...
47.078 MW
12.192 MW
San Vicente - Hualpen 154 kV C2: Total Active Power/Terminal...
San Vicente - Petroquimicas 154 kV: Total Active Power/Termi...
[MW]
[s]

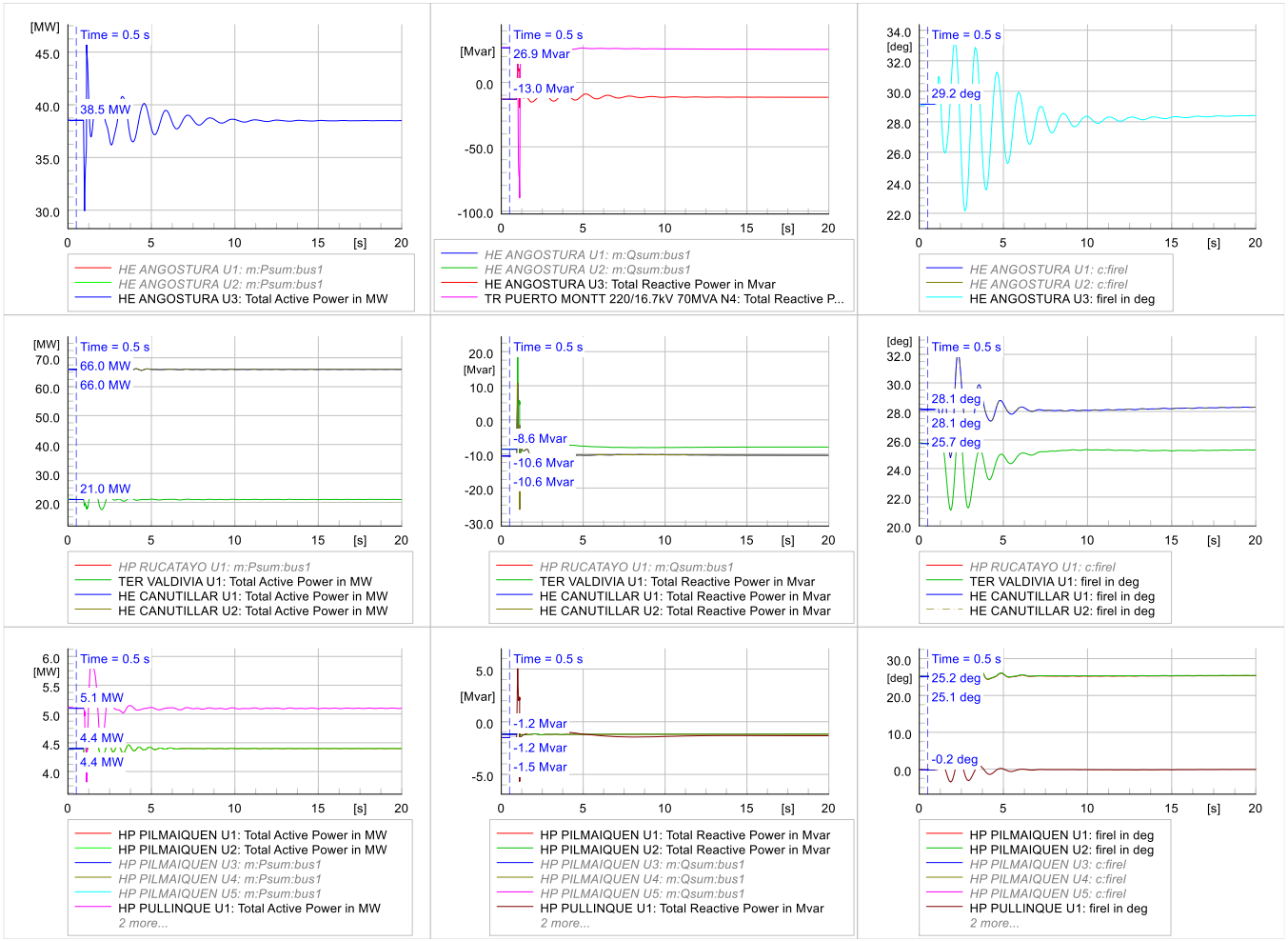
Time = 0.5 s
38.5 MW
HE ANGOSTURA U1: m:Psum:bus1
HE ANGOSTURA U2: m:Psum:bus1
HE ANGOSTURA U3: Total Active Power in MW
26.9 Mvar
-13.0 Mvar
HE ANGOSTURA U1: m:Qsum:bus1
HE ANGOSTURA U2: m:Qsum:bus1
HE ANGOSTURA U3: Total Reactive Power in Mvar
TR PUERTO MONTT 220/16.7kV 70MVA N4: Total Reactive P...
29.2 deg
HE ANGOSTURA U1: c:firel
HE ANGOSTURA U2: c:firel
HE ANGOSTURA U3: firel in deg
66.0 MW
66.0 MW
21.0 MW
HP RUCATAYO U1: m:Psum:bus1
TER VALDIVIA U1: Total Active Power in MW
HE CANUTILLAR U1: Total Active Power in MW
HE CANUTILLAR U2: Total Active Power in MW
-8.6 Mvar
-10.6 Mvar
-10.6 Mvar
HP RUCATAYO U1: m:Qsum:bus1
TER VALDIVIA U1: Total Reactive Power in Mvar
HE CANUTILLAR U1: Total Reactive Power in Mvar
HE CANUTILLAR U2: Total Reactive Power in Mvar
28.1 deg
28.1 deg
25.7 deg
HP RUCATAYO U1: c:firel
TER VALDIVIA U1: firel in deg
HE CANUTILLAR U1: firel in deg
HE CANUTILLAR U2: firel in deg
5.1 MW
4.4 MW
4.4 MW
HP PILMAIQUEN U1: Total Active Power in MW
HP PILMAIQUEN U2: Total Active Power in MW
HP PILMAIQUEN U3: m:Psum:bus1
HP PILMAIQUEN U4: m:Psum:bus1
HP PILMAIQUEN U5: m:Psum:bus1
HP PULLINQUE U1: Total Active Power in MW
2 more...
-1.2 Mvar
-1.2 Mvar
-1.5 Mvar
HP PILMAIQUEN U1: Total Reactive Power in Mvar
HP PILMAIQUEN U2: Total Reactive Power in Mvar
HP PILMAIQUEN U3: m:Qsum:bus1
HP PILMAIQUEN U4: m:Qsum:bus1
HP PILMAIQUEN U5: m:Qsum:bus1
HP PULLINQUE U1: Total Reactive Power in Mvar
2 more...
25.2 deg
25.1 deg
-0.2 deg
HP PILMAIQUEN U1: firel in deg
HP PILMAIQUEN U2: firel in deg
HP PILMAIQUEN U3: c:firel
HP PILMAIQUEN U4: c:firel
HP PILMAIQUEN U5: c:firel
HP PULLINQUE U1: firel in deg
2 more...

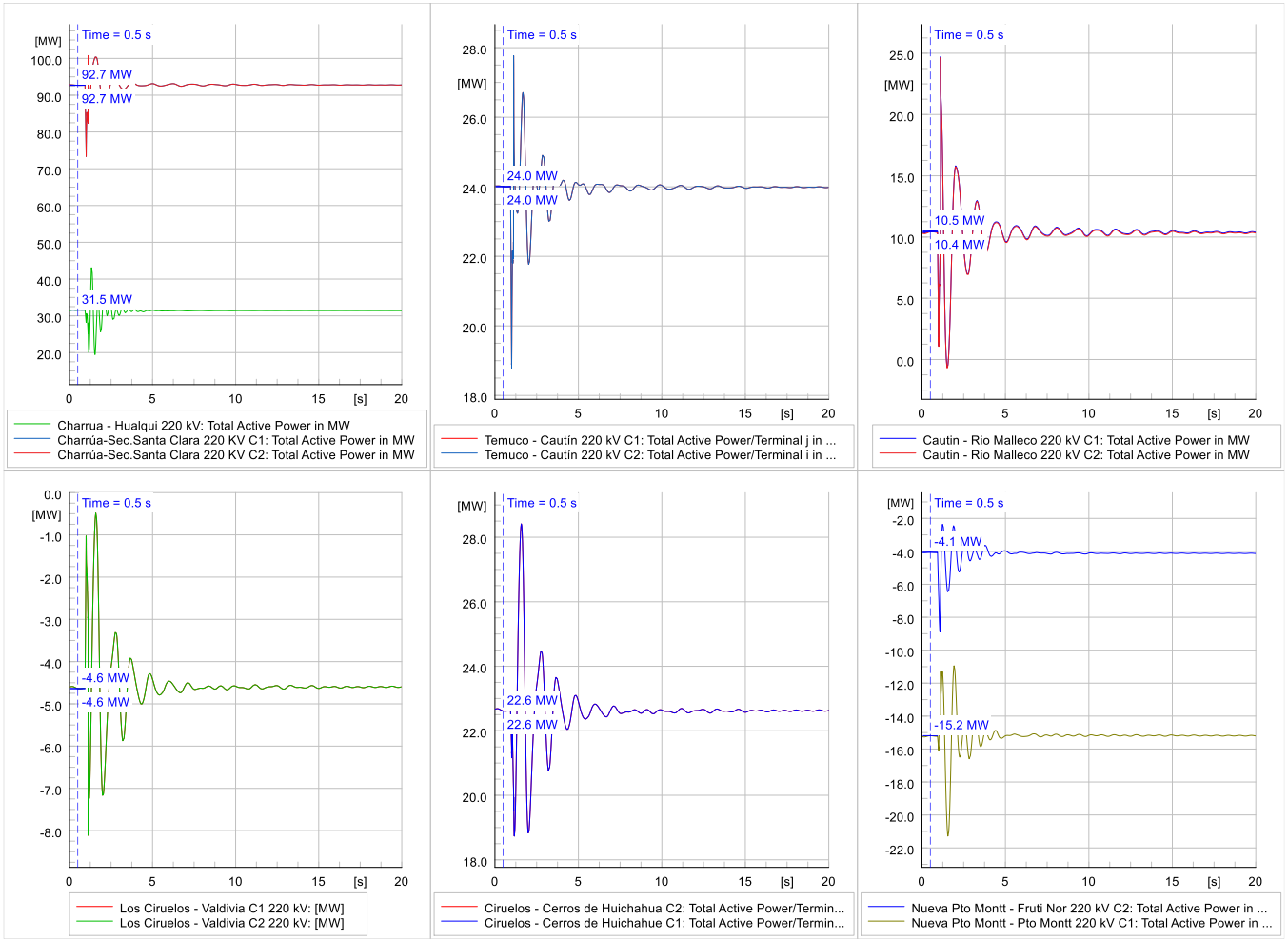
Time = 0.5 s
[MW]
92.7 MW
92.7 MW
31.5 MW
[s]
Charrua - Hualqui 220 kV: Total Active Power in MW
Charrúa-Sec.Santa Clara 220 KV C1: Total Active Power in MW
Charrúa-Sec.Santa Clara 220 KV C2: Total Active Power in MW
24.0 MW
24.0 MW
Temuco - Cautín 220 kV C1: Total Active Power/Terminal j in ...
Temuco - Cautín 220 kV C2: Total Active Power/Terminal i in ...
10.5 MW
10.4 MW
Cautin - Rio Malleco 220 kV C1: Total Active Power in MW
Cautin - Rio Malleco 220 kV C2: Total Active Power in MW
-4.6 MW
-4.6 MW
Los Ciruelos - Valdivia C1 220 kV: [MW]
Los Ciruelos - Valdivia C2 220 kV: [MW]
22.6 MW
22.6 MW
Ciruelos - Cerros de Huichahua C2: Total Active Power/Termin...
Ciruelos - Cerros de Huichahue C1: Total Active Power/Termin...
-4.1 MW
-15.2 MW
Nueva Pto Montt - Fruti Nor 220 kV C2: Total Active Power in ...
Nueva Pto Montt - Pto Montt 220 kV C1: Total Active Power in ...

17.9 E3 2024_04_07 DB 19 Hrs.- Ancoa - Charrúa 500kV

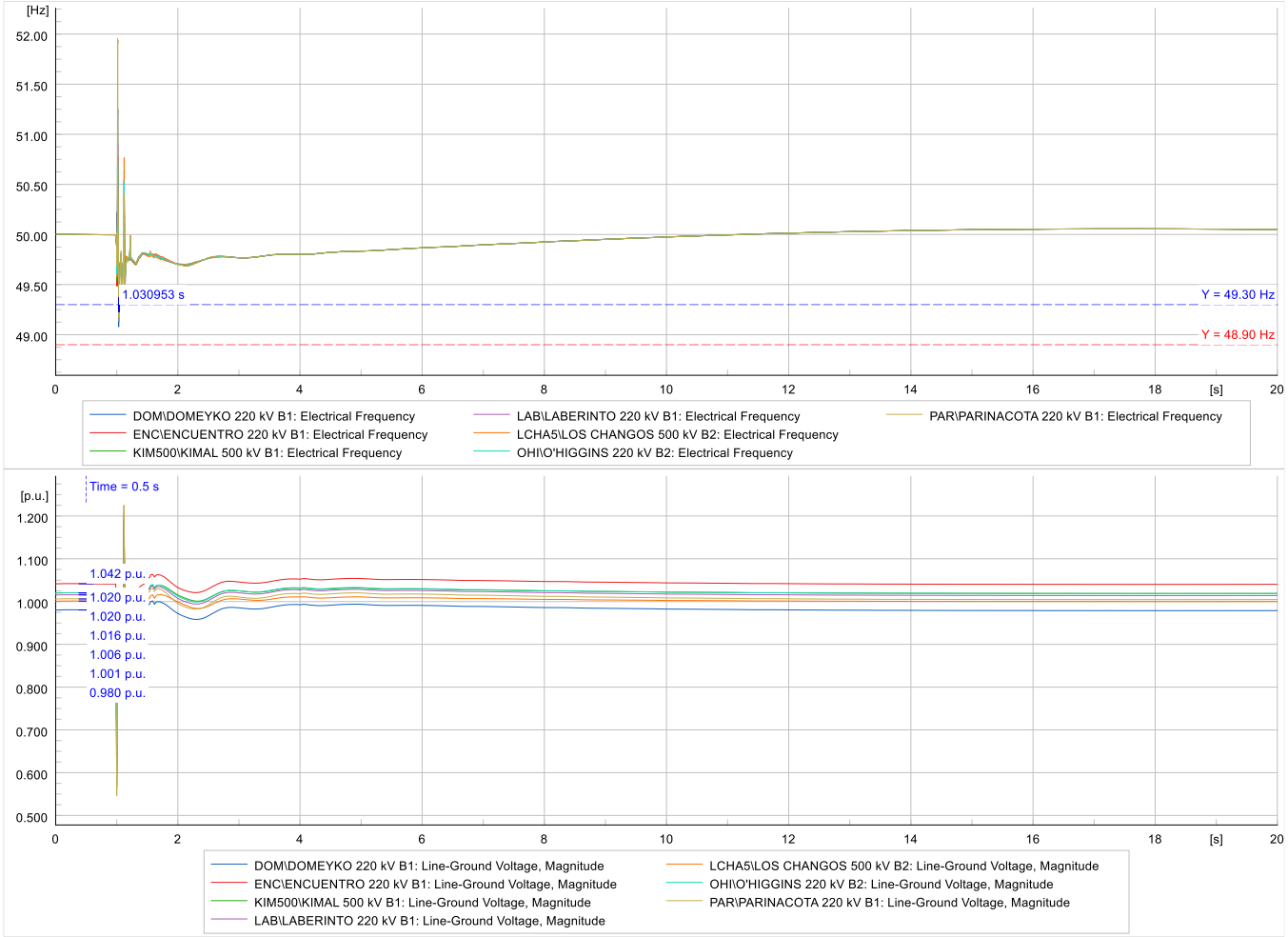

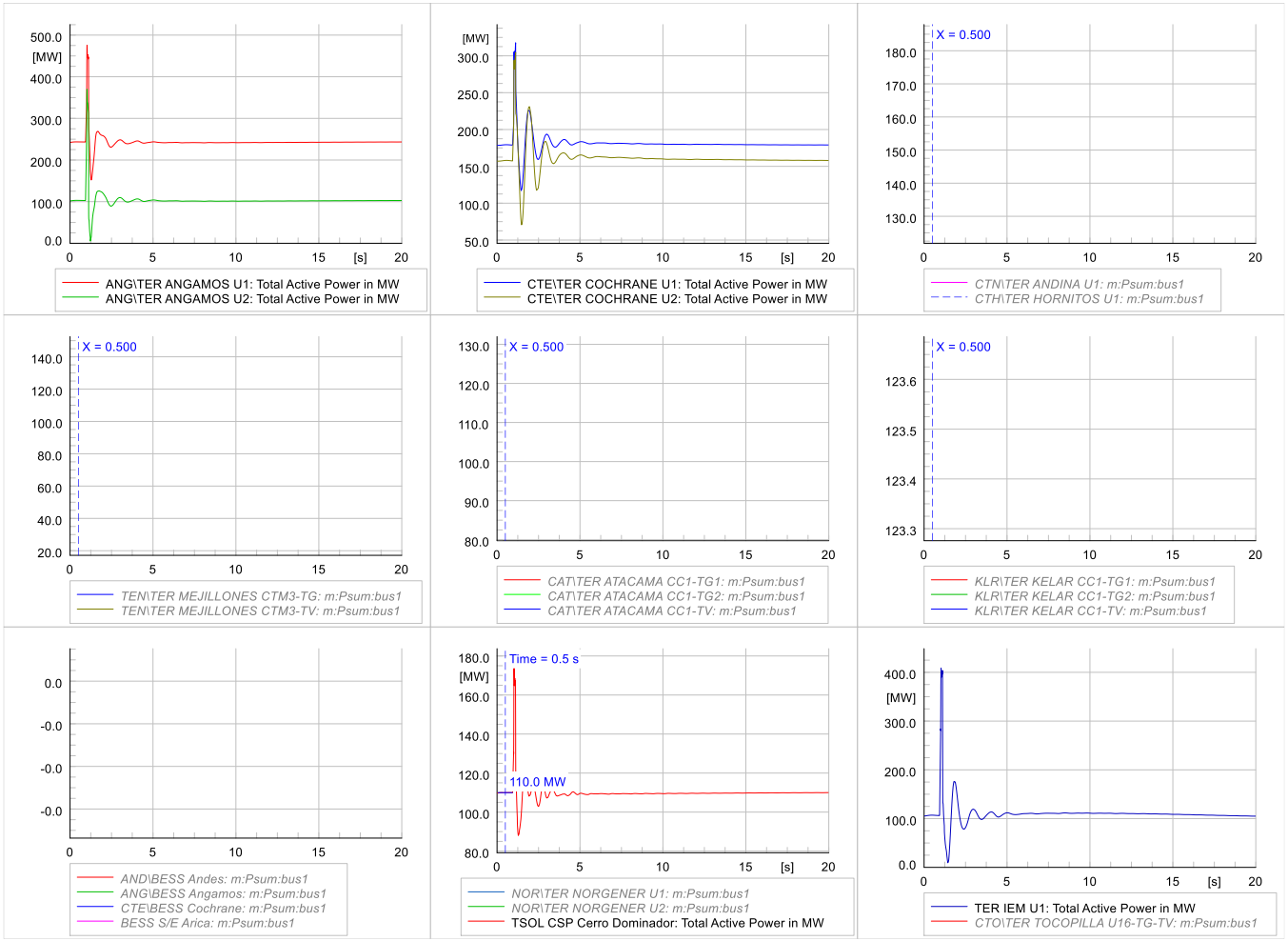
ANG\TER ANGAMOS U1: Total Active Power in MW
ANG\TER ANGAMOS U2: Total Active Power in MW
CTE\TER COCHRANE U1: Total Active Power in MW
CTE\TER COCHRANE U2: Total Active Power in MW
X = 0.500
CTN\TER ANDINA U1: m:Psum:bus1
CTH\TER HORNITOS U1: m:Psum:bus1
TEN\TER MEJILLONES CTM3-TG: m:Psum:bus1
TEN\TER MEJILLONES CTM3-TV: m:Psum:bus1
CAT\TER ATACAMA CC1-TG1: m:Psum:bus1
CAT\TER ATACAMA CC1-TG2: m:Psum:bus1
CAT\TER ATACAMA CC1-TV: m:Psum:bus1
KLR\TER KELAR CC1-TG1: m:Psum:bus1
KLR\TER KELAR CC1-TG2: m:Psum:bus1
KLR\TER KELAR CC1-TV: m:Psum:bus1
AND\BESS Andes: m:Psum:bus1
ANG\BESS Angamos: m:Psum:bus1
CTE\BESS Cochrane: m:Psum:bus1
BESS S/E Arica: m:Psum:bus1
Time = 0.5 s
110.0 MW
NOR\TER NORGENER U1: m:Psum:bus1
NOR\TER NORGENER U2: m:Psum:bus1
TSOL CSP Cerro Dominador: Total Active Power in MW
TER IEM U1: Total Active Power in MW
CTO\TER TOCOPILLA U16-TG-TV: m:Psum:bus1

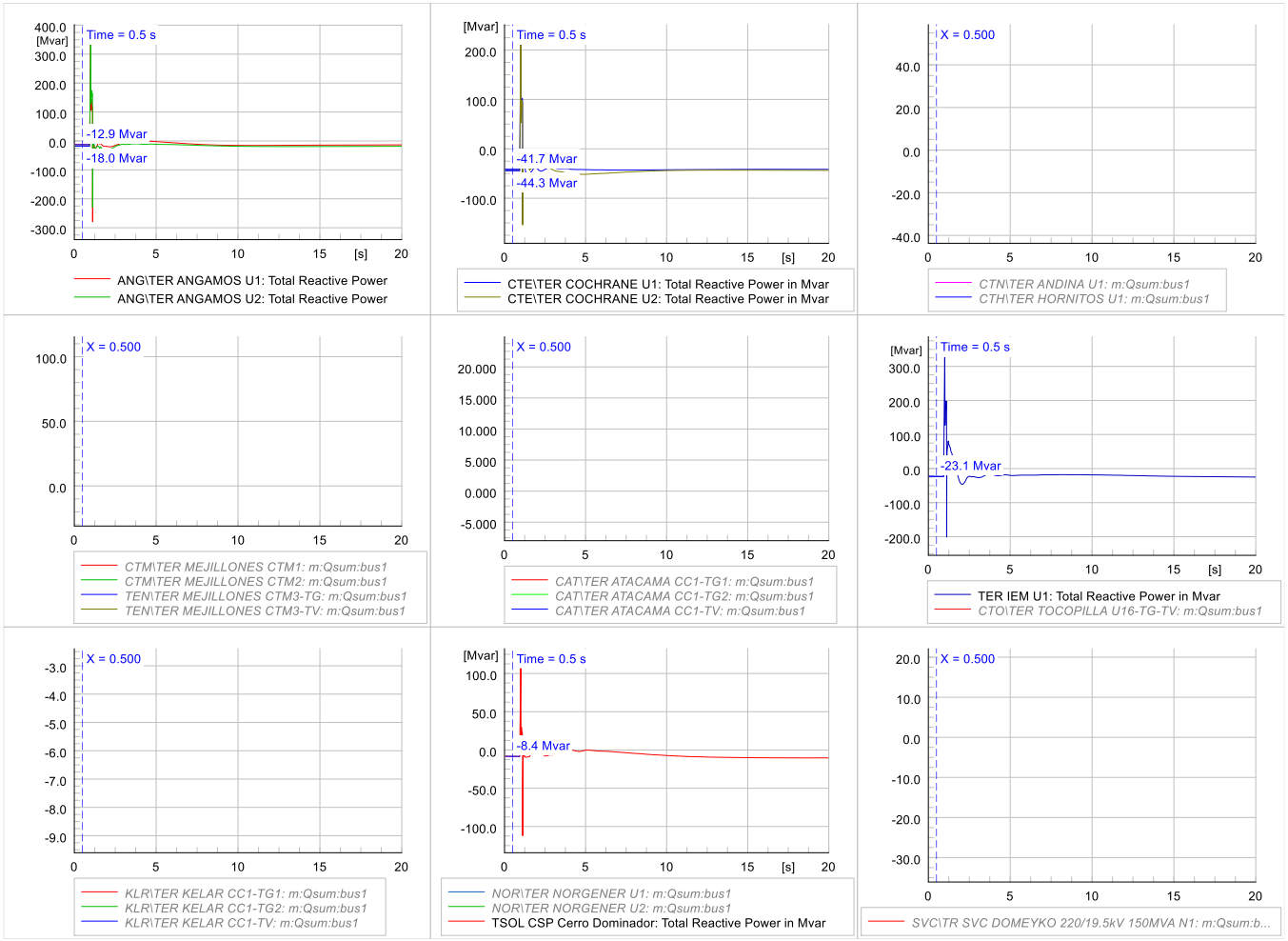
Time = 0.5 s
-12.9 Mvar
-18.0 Mvar
ANG\TER ANGAMOS U1: Total Reactive Power
ANG\TER ANGAMOS U2: Total Reactive Power
Time = 0.5 s
-41.7 Mvar
-44.3 Mvar
CTE\TER COCHRANE U1: Total Reactive Power in Mvar
CTE\TER COCHRANE U2: Total Reactive Power in Mvar
X = 0.500
CTN\TER ANDINA U1: m:Qsum:bus1
CTH\TER HORNITOS U1: m:Qsum:bus1
X = 0.500
CTM\TER MEJILLONES CTM1: m:Qsum:bus1
CTM\TER MEJILLONES CTM2: m:Qsum:bus1
TEN\TER MEJILLONES CTM3-TG: m:Qsum:bus1
TEN\TER MEJILLONES CTM3-TV: m:Qsum:bus1
X = 0.500
CAT\TER ATACAMA CC1-TG1: m:Qsum:bus1
CAT\TER ATACAMA CC1-TG2: m:Qsum:bus1
CAT\TER ATACAMA CC1-TV: m:Qsum:bus1
Time = 0.5 s
-23.1 Mvar
TER IEM U1: Total Reactive Power in Mvar
CTO\TER TOCOPILLA U16-TG-TV: m:Qsum:bus1
X = 0.500
KLR\TER KELAR CC1-TG1: m:Qsum:bus1
KLR\TER KELAR CC1-TG2: m:Qsum:bus1
KLR\TER KELAR CC1-TV: m:Qsum:bus1
Time = 0.5 s
-8.4 Mvar
NOR\TER NORGENER U1: m:Qsum:bus1
NOR\TER NORGENER U2: m:Qsum:bus1
TSOL CSP Cerro Dominador: Total Reactive Power in Mvar
X = 0.500
SVC\TR SVC DOMEYKO 220/19.5kV 150MVA N1: m:Qsum:b...

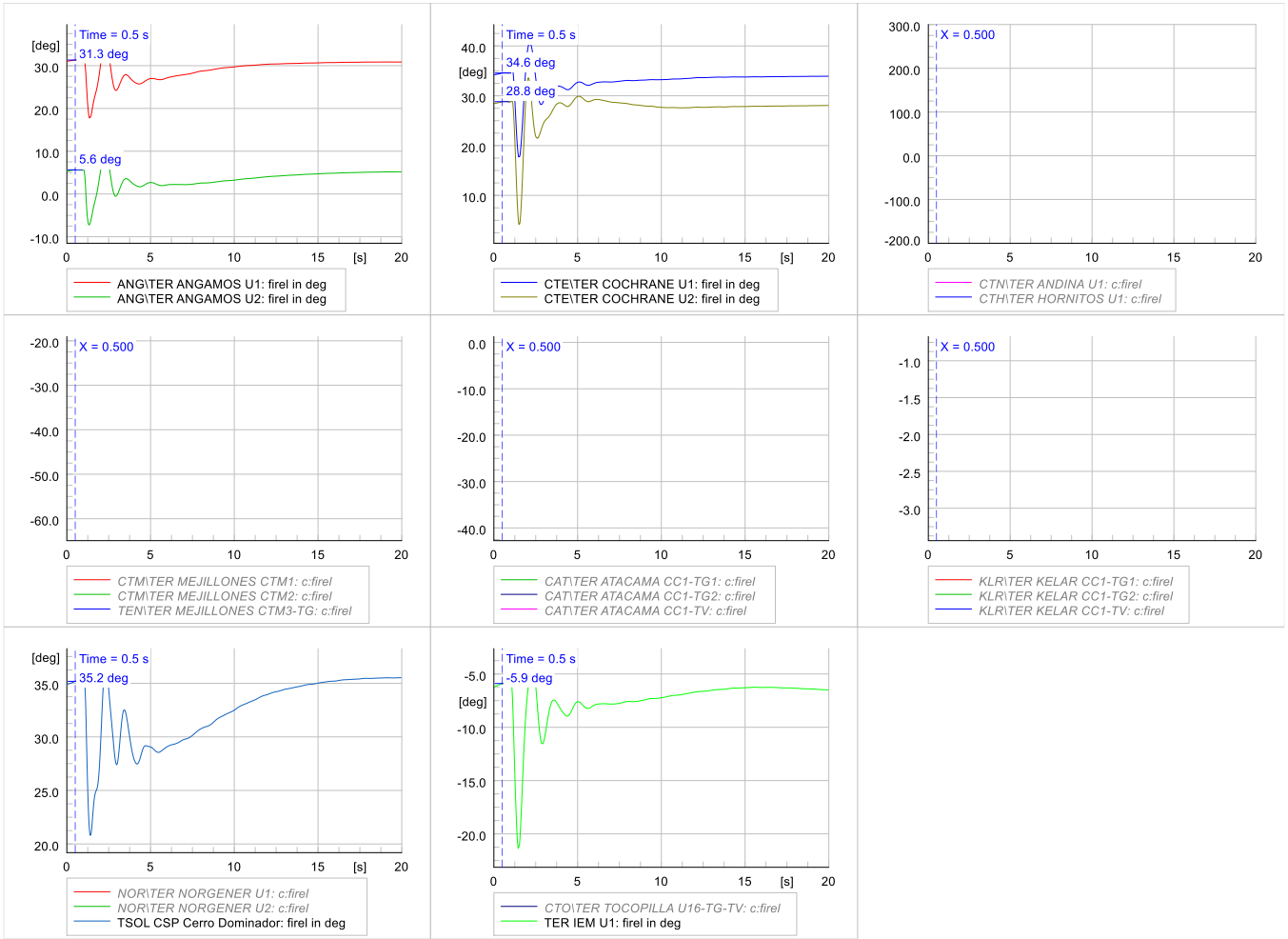
Time = 0.5 s
31.3 deg
5.6 deg
[deg]
[s]
ANG\TER ANGAMOS U1: firel in deg
ANG\TER ANGAMOS U2: firel in deg
Time = 0.5 s
34.6 deg
28.8 deg
CTE\TER COCHRANE U1: firel in deg
CTE\TER COCHRANE U2: firel in deg
X = 0.500
CTN\TER ANDINA U1: c:firel
CTH\TER HORNITOS U1: c:firel
X = 0.500
CTM\TER MEJILLONES CTM1: c:firel
CTM\TER MEJILLONES CTM2: c:firel
TEN\TER MEJILLONES CTM3-TG: c:firel
X = 0.500
CAT\TER ATACAMA CC1-TG1: c:firel
CAT\TER ATACAMA CC1-TG2: c:firel
CAT\TER ATACAMA CC1-TV: c:firel
X = 0.500
KLR\TER KELAR CC1-TG1: c:firel
KLR\TER KELAR CC1-TG2: c:firel
KLR\TER KELAR CC1-TV: c:firel
Time = 0.5 s
35.2 deg
NOR\TER NORGENER U1: c:firel
NOR\TER NORGENER U2: c:firel
TSOL CSP Cerro Dominador: firel in deg
Time = 0.5 s
-5.9 deg
CTO\TER TOCOPILLA U16-TG-TV: c:firel
TER IEM U1: firel in deg

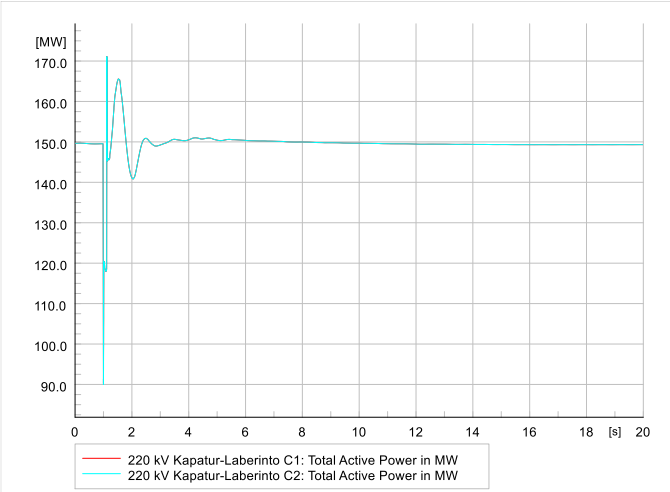
[MW]
170.0
160.0
150.0
140.0
130.0
120.0
110.0
100.0
90.0
0 2 4 6 8 10 12 14 16 18 [s] 20
220 kV Kapatur-Laberinto C1: Total Active Power in MW
220 kV Kapatur-Laberinto C2: Total Active Power in MW

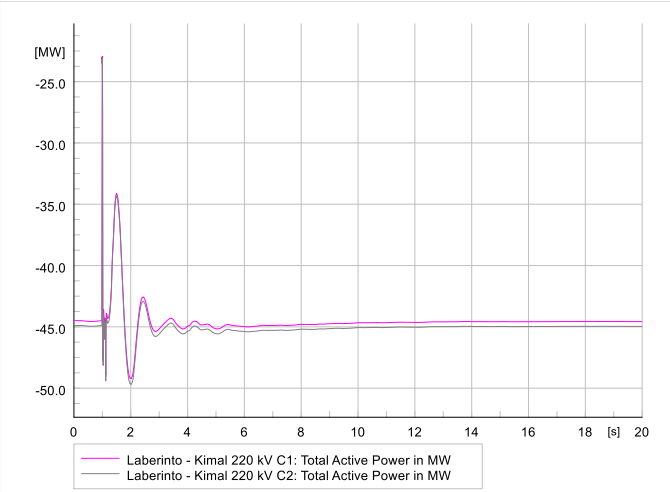
[MW]
-25.0
-30.0
-35.0
-40.0
-45.0
-50.0
0 2 4 6 8 10 12 14 16 18 [s] 20
Laberinto - Kimal 220 kV C1: Total Active Power in MW
Laberinto - Kimal 220 kV C2: Total Active Power in MW

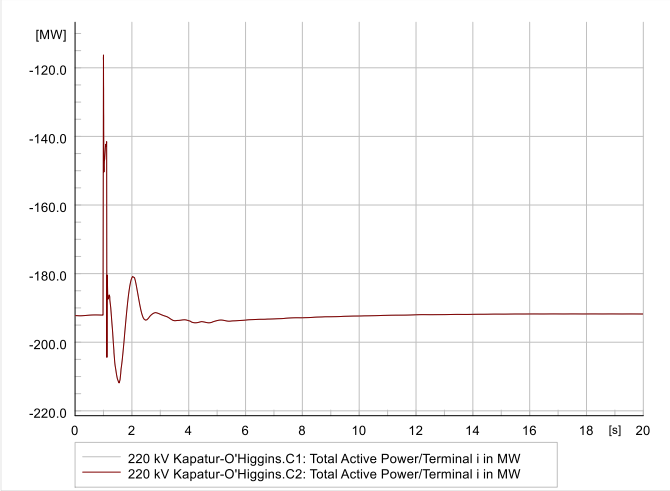
[MW]
-120.0
-140.0
-160.0
-180.0
-200.0
-220.0
0 2 4 6 8 10 12 14 16 18 [s] 20
220 kV Kapatur-O'Higgins.C1: Total Active Power/Terminal i in MW
220 kV Kapatur-O'Higgins.C2: Total Active Power/Terminal i in MW

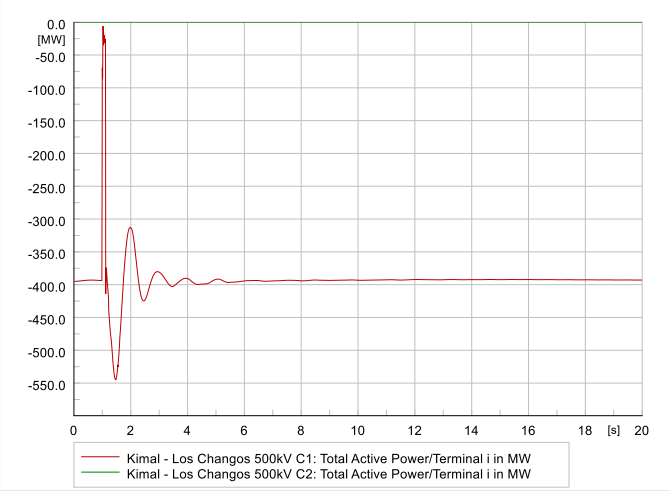
0.0
[MW]
-50.0
-100.0
-150.0
-200.0
-250.0
-300.0
-350.0
-400.0
-450.0
-500.0
-550.0
0 2 4 6 8 10 12 14 16 18 [s] 20
Kimal - Los Changos 500kV C1: Total Active Power/Terminal i in MW
Kimal - Los Changos 500kV C2: Total Active Power/Terminal i in MW

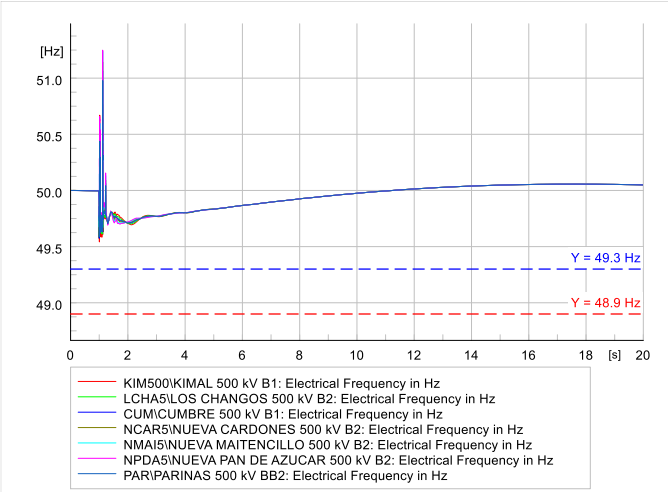
[Hz]
51.0
50.5
50.0
49.5
49.0
Y = 49.3 Hz
Y = 48.9 Hz
0 2 4 6 8 10 12 14 16 18 [s] 20
KIM500\KIMAL 500 kV B1: Electrical Frequency in Hz
LCHA5\LOS CHANGOS 500 kV B2: Electrical Frequency in Hz
CUM\CUMBRE 500 kV B1: Electrical Frequency in Hz
NCAR5\NUEVA CARDONES 500 kV B2: Electrical Frequency in Hz
NMAI5\NUEVA MAITENCILLO 500 kV B2: Electrical Frequency in Hz
NPDA5\NUEVA PAN DE AZUCAR 500 kV B2: Electrical Frequency in Hz
PAR\PARINAS 500 kV BB2: Electrical Frequency in Hz

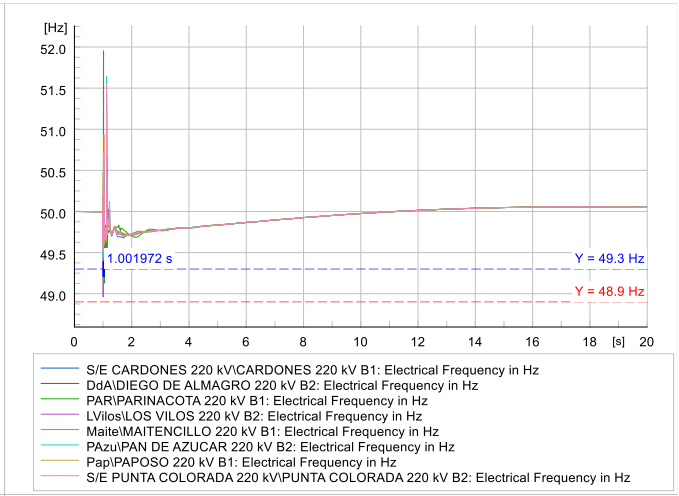
[Hz]
52.0
51.5
51.0
50.5
50.0
49.5
49.0
1.001972 s
Y = 49.3 Hz
Y = 48.9 Hz
0 2 4 6 8 10 12 14 16 18 [s] 20
S/E CARDONES 220 kV\CARDONES 220 kV B1: Electrical Frequency in Hz
DdA\DIEGO DE ALMAGRO 220 kV B2: Electrical Frequency in Hz
PAR\PARINACOTA 220 kV B1: Electrical Frequency in Hz
LVilos\LOS VILOS 220 kV B2: Electrical Frequency in Hz
Maite\MAITENCILLO 220 kV B1: Electrical Frequency in Hz
PAzu\PAN DE AZUCAR 220 kV B2: Electrical Frequency in Hz
Pap\PAPOSO 220 kV B1: Electrical Frequency in Hz
S/E PUNTA COLORADA 220 kV\PUNTA COLORADA 220 kV B2: Electrical Frequency in Hz

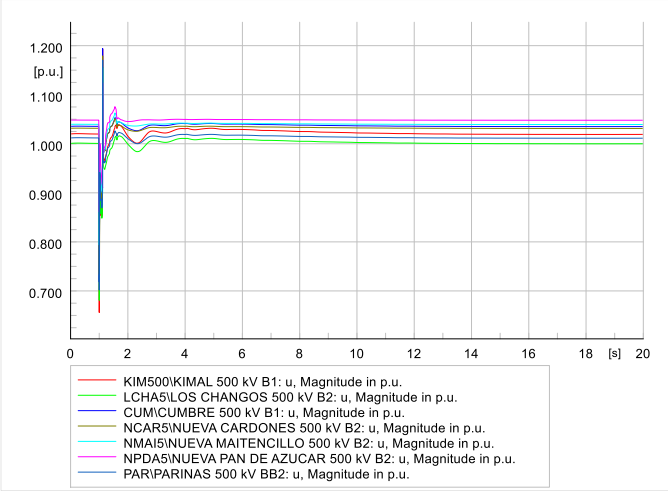
1.200
[p.u.]
1.100
1.000
0.900
0.800
0.700
0 2 4 6 8 10 12 14 16 18 [s] 20
KIM500\KIMAL 500 kV B1: u, Magnitude in p.u.
LCHA5\LOS CHANGOS 500 kV B2: u, Magnitude in p.u.
CUM\CUMBRE 500 kV B1: u, Magnitude in p.u.
NCAR5\NUEVA CARDONES 500 kV B2: u, Magnitude in p.u.
NMAI5\NUEVA MAITENCILLO 500 kV B2: u, Magnitude in p.u.
NPDA5\NUEVA PAN DE AZUCAR 500 kV B2: u, Magnitude in p.u.
PAR\PARINAS 500 kV BB2: u, Magnitude in p.u.

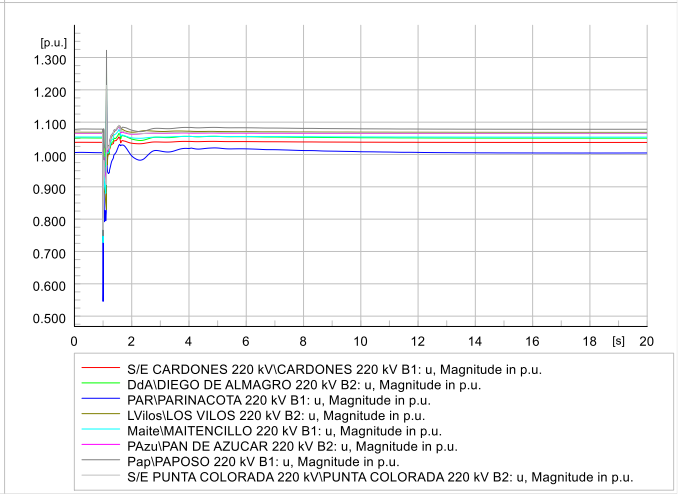
[p.u.]
1.300
1.200
1.100
1.000
0.900
0.800
0.700
0.600
0.500
0 2 4 6 8 10 12 14 16 18 [s] 20
S/E CARDONES 220 kV\CARDONES 220 kV B1: u, Magnitude in p.u.
DdA\DIEGO DE ALMAGRO 220 kV B2: u, Magnitude in p.u.
PAR\PARINACOTA 220 kV B1: u, Magnitude in p.u.
LVilos\LOS VILOS 220 kV B2: u, Magnitude in p.u.
Maite\MAITENCILLO 220 kV B1: u, Magnitude in p.u.
PAzu\PAN DE AZUCAR 220 kV B2: u, Magnitude in p.u.
Pap\PAPOSO 220 kV B1: u, Magnitude in p.u.
S/E PUNTA COLORADA 220 kV\PUNTA COLORADA 220 kV B2: u, Magnitude in p.u.

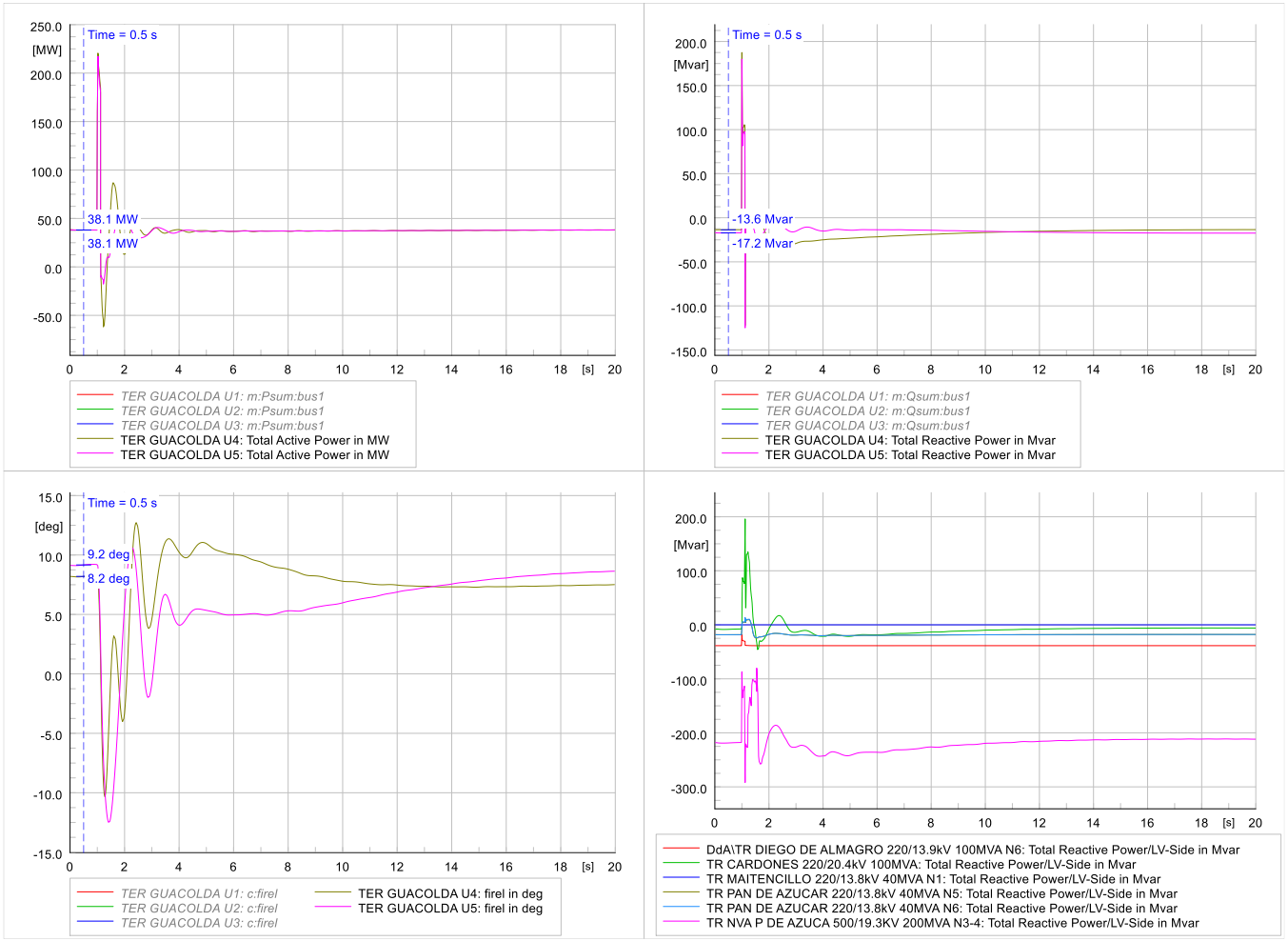
Time = 0.5 s
[MW]
38.1 MW
38.1 MW
TER GUACOLDA U1: m:Psum:bus1
TER GUACOLDA U2: m:Psum:bus1
TER GUACOLDA U3: m:Psum:bus1
TER GUACOLDA U4: Total Active Power in MW
TER GUACOLDA U5: Total Active Power in MW
Time = 0.5 s
[Mvar]
-13.6 Mvar
-17.2 Mvar
TER GUACOLDA U1: m:Qsum:bus1
TER GUACOLDA U2: m:Qsum:bus1
TER GUACOLDA U3: m:Qsum:bus1
TER GUACOLDA U4: Total Reactive Power in Mvar
TER GUACOLDA U5: Total Reactive Power in Mvar
Time = 0.5 s
[deg]
9.2 deg
8.2 deg
TER GUACOLDA U1: c:firel
TER GUACOLDA U2: c:firel
TER GUACOLDA U3: c:firel
TER GUACOLDA U4: firel in deg
TER GUACOLDA U5: firel in deg
[Mvar]
DdA\TR DIEGO DE ALMAGRO 220/13.9kV 100MVA N6: Total Reactive Power/LV-Side in Mvar
TR CARDONES 220/20.4kV 100MVA: Total Reactive Power/LV-Side in Mvar
TR MAITENCILLO 220/13.8kV 40MVA N1: Total Reactive Power/LV-Side in Mvar
TR PAN DE AZUCAR 220/13.8kV 40MVA N5: Total Reactive Power/LV-Side in Mvar
TR PAN DE AZUCAR 220/13.8kV 40MVA N6: Total Reactive Power/LV-Side in Mvar
TR NVA P DE AZUCA 500/19.3KV 200MVA N3-4: Total Reactive Power/LV-Side in Mvar

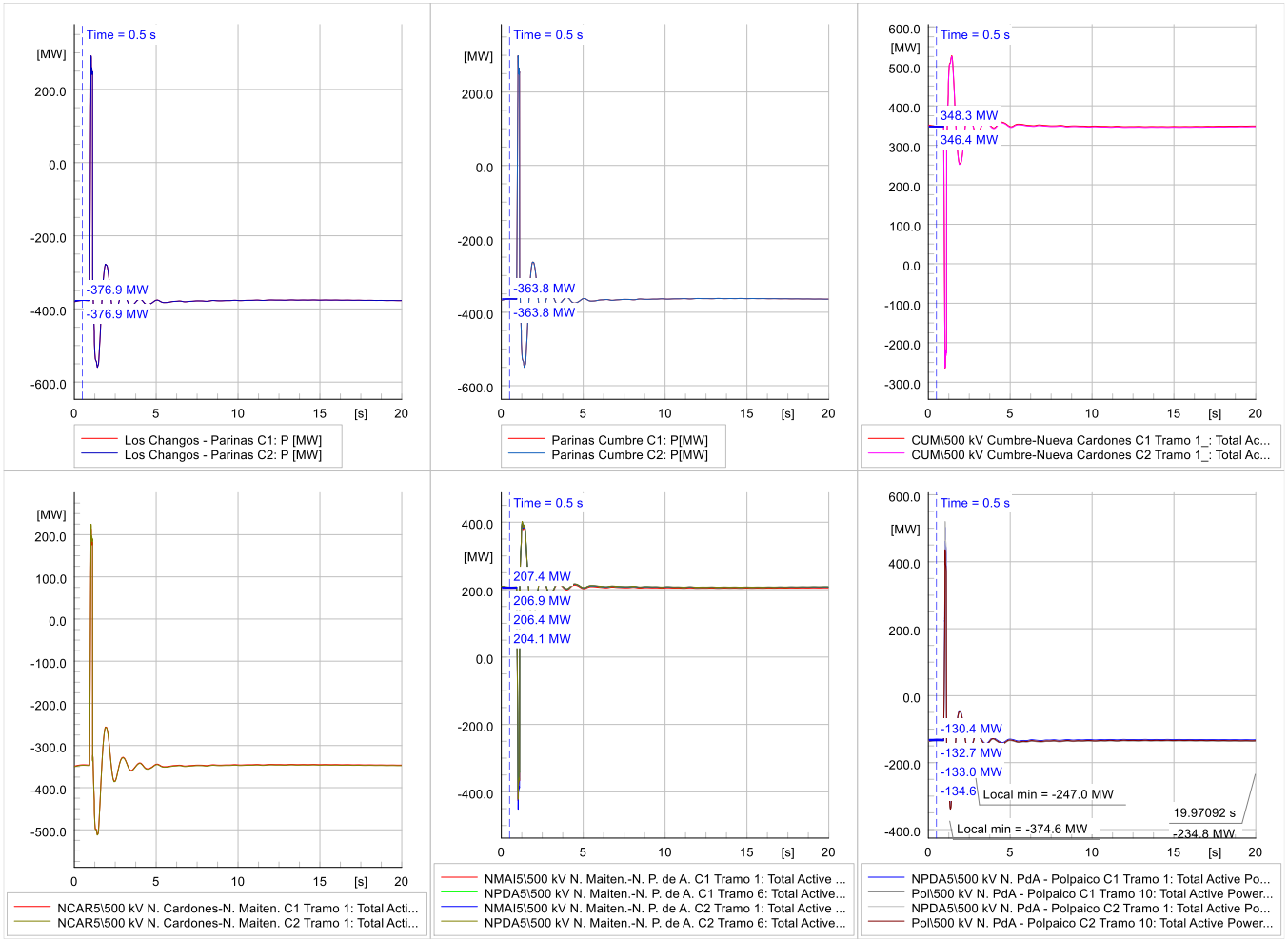
Time = 0.5 s
[MW]
-376.9 MW
-376.9 MW
Los Changos - Parinas C1: P [MW]
Los Changos - Parinas C2: P [MW]
-363.8 MW
-363.8 MW
Parinas Cumbre C1: P[MW]
Parinas Cumbre C2: P[MW]
348.3 MW
346.4 MW
CUM\500 kV Cumbre-Nueva Cardones C1 Tramo 1_: Total Ac...
CUM\500 kV Cumbre-Nueva Cardones C2 Tramo 1_: Total Ac...
NCAR5\500 kV N. Cardones-N. Maiten. C1 Tramo 1: Total Acti...
NCAR5\500 kV N. Cardones-N. Maiten. C2 Tramo 1: Total Acti...
207.4 MW
206.9 MW
206.4 MW
204.1 MW
NMAI5\500 kV N. Maiten.-N. P. de A. C1 Tramo 1: Total Active ...
NPDA5\500 kV N. Maiten.-N. P. de A. C1 Tramo 6: Total Active...
NMAI5\500 kV N. Maiten.-N. P. de A. C2 Tramo 1: Total Active ...
NPDA5\500 kV N. Maiten.-N. P. de A. C2 Tramo 6: Total Active...
-130.4 MW
-132.7 MW
-133.0 MW
-134.6
Local min = -247.0 MW
Local min = -374.6 MW
19.97092 s
-234.8 MW
NPDA5\500 kV N. PdA - Polpaico C1 Tramo 1: Total Active Po...
Pol\500 kV N. PdA - Polpaico C1 Tramo 10: Total Active Power...
NPDA5\500 kV N. PdA - Polpaico C2 Tramo 1: Total Active Po...
Pol\500 kV N. PdA - Polpaico C2 Tramo 10: Total Active Power...

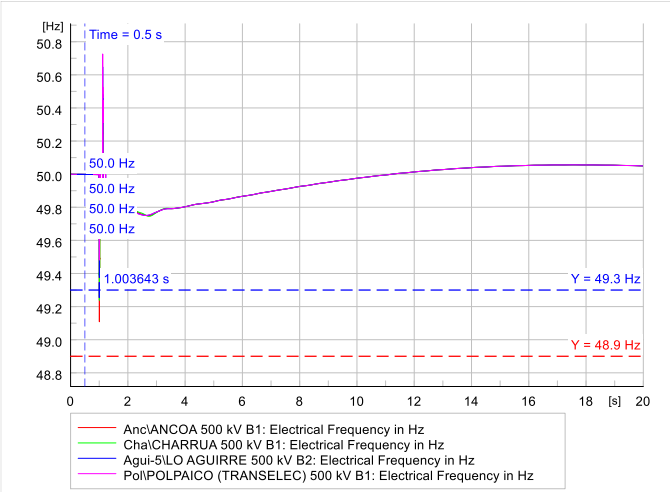
[Hz]
Time = 0.5 s
50.0 Hz
1.003643 s
Y = 49.3 Hz
Y = 48.9 Hz
[s]
Anc\ANCOA 500 kV B1: Electrical Frequency in Hz
Cha\CHARRUA 500 kV B1: Electrical Frequency in Hz
Agui-5\LO AGUIRRE 500 kV B2: Electrical Frequency in Hz
Pol\POLPAICO (TRANSELEC) 500 kV B1: Electrical Frequency in Hz

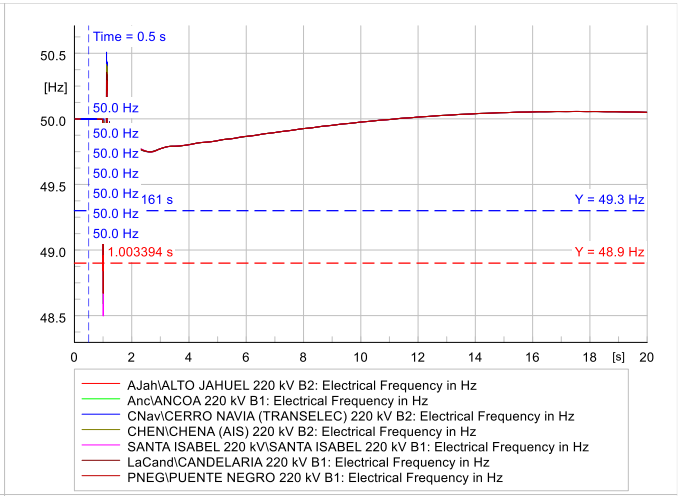
Time = 0.5 s
[Hz]
50.0 Hz
161 s
Y = 49.3 Hz
1.003394 s
Y = 48.9 Hz
[s]
AJah\ALTO JAHUEL 220 kV B2: Electrical Frequency in Hz
Anc\ANCOA 220 kV B1: Electrical Frequency in Hz
CNav\CERRO NAVIA (TRANSELEC) 220 kV B2: Electrical Frequency in Hz
CHEN\CHENA (AIS) 220 kV B2: Electrical Frequency in Hz
SANTA ISABEL 220 kV\SANTA ISABEL 220 kV B1: Electrical Frequency in Hz
LaCand\CANDELARIA 220 kV B1: Electrical Frequency in Hz
PNEG\PUENTE NEGRO 220 kV B1: Electrical Frequency in Hz

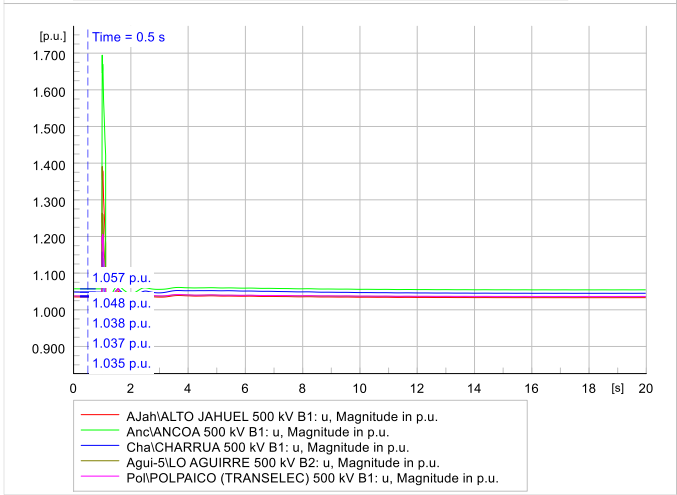
[p.u.]
Time = 0.5 s
1.057 p.u.
1.048 p.u.
1.038 p.u.
1.037 p.u.
1.035 p.u.
[s]
AJah\ALTO JAHUEL 500 kV B1: u, Magnitude in p.u.
Anc\ANCOA 500 kV B1: u, Magnitude in p.u.
Cha\CHARRUA 500 kV B1: u, Magnitude in p.u.
Agui-5\LO AGUIRRE 500 kV B2: u, Magnitude in p.u.
Pol\POLPAICO (TRANSELEC) 500 kV B1: u, Magnitude in p.u.

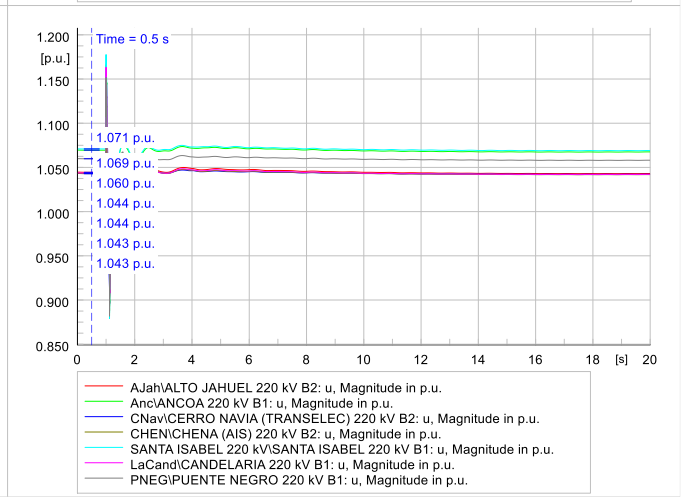
[p.u.]
Time = 0.5 s
1.071 p.u.
1.069 p.u.
1.060 p.u.
1.044 p.u.
1.044 p.u.
1.043 p.u.
1.043 p.u.
[s]
AJah\ALTO JAHUEL 220 kV B2: u, Magnitude in p.u.
Anc\ANCOA 220 kV B1: u, Magnitude in p.u.
CNav\CERRO NAVIA (TRANSELEC) 220 kV B2: u, Magnitude in p.u.
CHEN\CHENA (AIS) 220 kV B2: u, Magnitude in p.u.
SANTA ISABEL 220 kV\SANTA ISABEL 220 kV B1: u, Magnitude in p.u.
LaCand\CANDELARIA 220 kV B1: u, Magnitude in p.u.
PNEG\PUENTE NEGRO 220 kV B1: u, Magnitude in p.u.

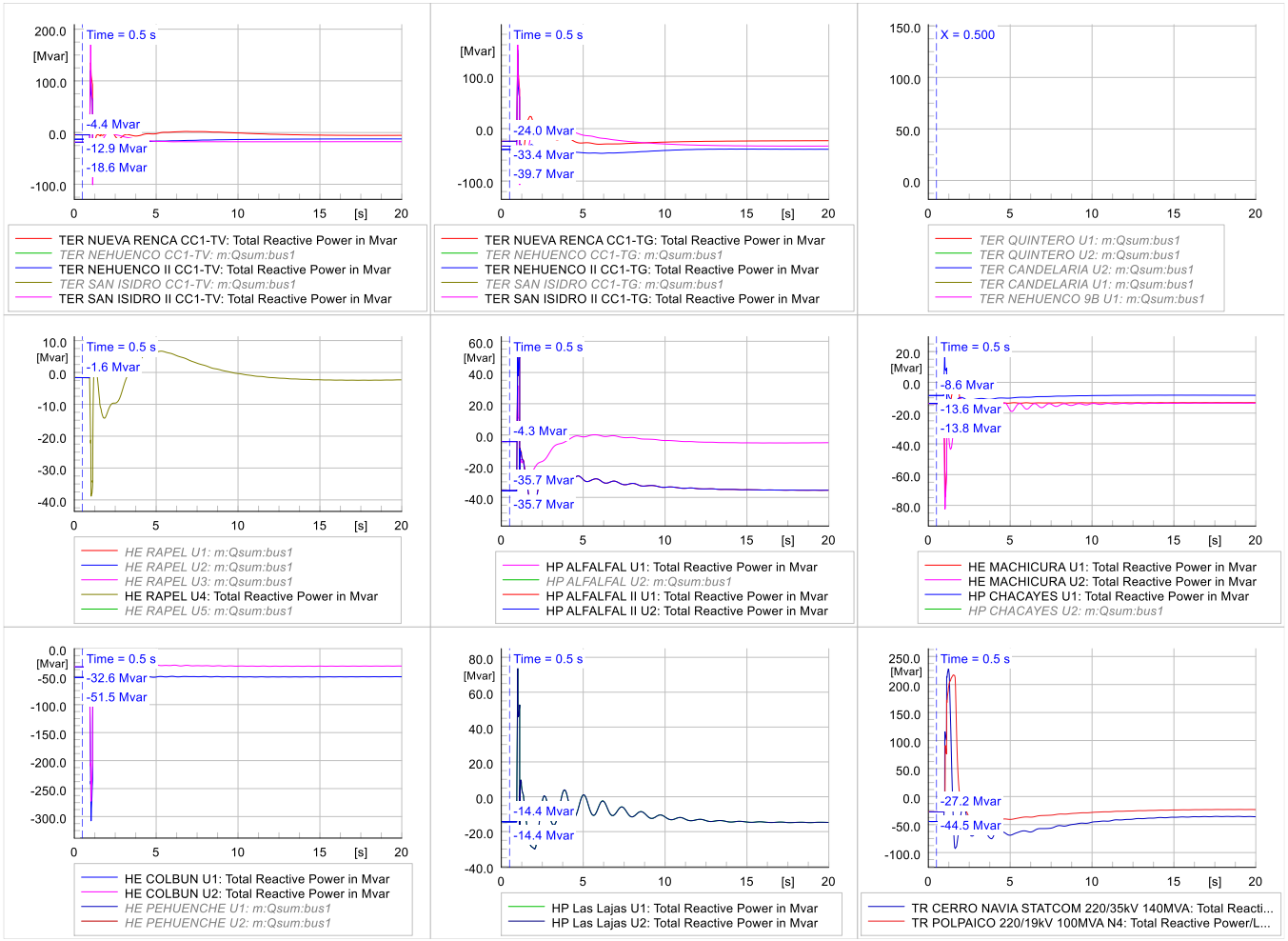
Time = 0.5 s
-4.4 Mvar
-12.9 Mvar
-18.6 Mvar
TER NUEVA RENCA CC1-TV: Total Reactive Power in Mvar
TER NEHUENCO CC1-TV: m:Qsum:bus1
TER NEHUENCO II CC1-TV: Total Reactive Power in Mvar
TER SAN ISIDRO CC1-TV: m:Qsum:bus1
TER SAN ISIDRO II CC1-TV: Total Reactive Power in Mvar
-24.0 Mvar
-33.4 Mvar
-39.7 Mvar
TER NUEVA RENCA CC1-TG: Total Reactive Power in Mvar
TER NEHUENCO CC1-TG: m:Qsum:bus1
TER NEHUENCO II CC1-TG: Total Reactive Power in Mvar
TER SAN ISIDRO CC1-TG: m:Qsum:bus1
TER SAN ISIDRO II CC1-TG: Total Reactive Power in Mvar
X = 0.500
TER QUINTERO U1: m:Qsum:bus1
TER QUINTERO U2: m:Qsum:bus1
TER CANDELARIA U2: m:Qsum:bus1
TER CANDELARIA U1: m:Qsum:bus1
TER NEHUENCO 9B U1: m:Qsum:bus1
-1.6 Mvar
HE RAPEL U1: m:Qsum:bus1
HE RAPEL U2: m:Qsum:bus1
HE RAPEL U3: m:Qsum:bus1
HE RAPEL U4: Total Reactive Power in Mvar
HE RAPEL U5: m:Qsum:bus1
-4.3 Mvar
-35.7 Mvar
-35.7 Mvar
HP ALFALFAL U1: Total Reactive Power in Mvar
HP ALFALFAL U2: m:Qsum:bus1
HP ALFALFAL II U1: Total Reactive Power in Mvar
HP ALFALFAL II U2: Total Reactive Power in Mvar
-8.6 Mvar
-13.6 Mvar
-13.8 Mvar
HE MACHICURA U1: Total Reactive Power in Mvar
HE MACHICURA U2: Total Reactive Power in Mvar
HP CHACAYES U1: Total Reactive Power in Mvar
HP CHACAYES U2: m:Qsum:bus1
-32.6 Mvar
-51.5 Mvar
HE COLBUN U1: Total Reactive Power in Mvar
HE COLBUN U2: Total Reactive Power in Mvar
HE PEHUENCHE U1: m:Qsum:bus1
HE PEHUENCHE U2: m:Qsum:bus1
-14.4 Mvar
-14.4 Mvar
HP Las Lajas U1: Total Reactive Power in Mvar
HP Las Lajas U2: Total Reactive Power in Mvar
-27.2 Mvar
-44.5 Mvar
TR CERRO NAVIA STATCOM 220/35kV 140MVA: Total Reacti...
TR POLPAICO 220/19kV 100MVA N4: Total Reactive Power/L...

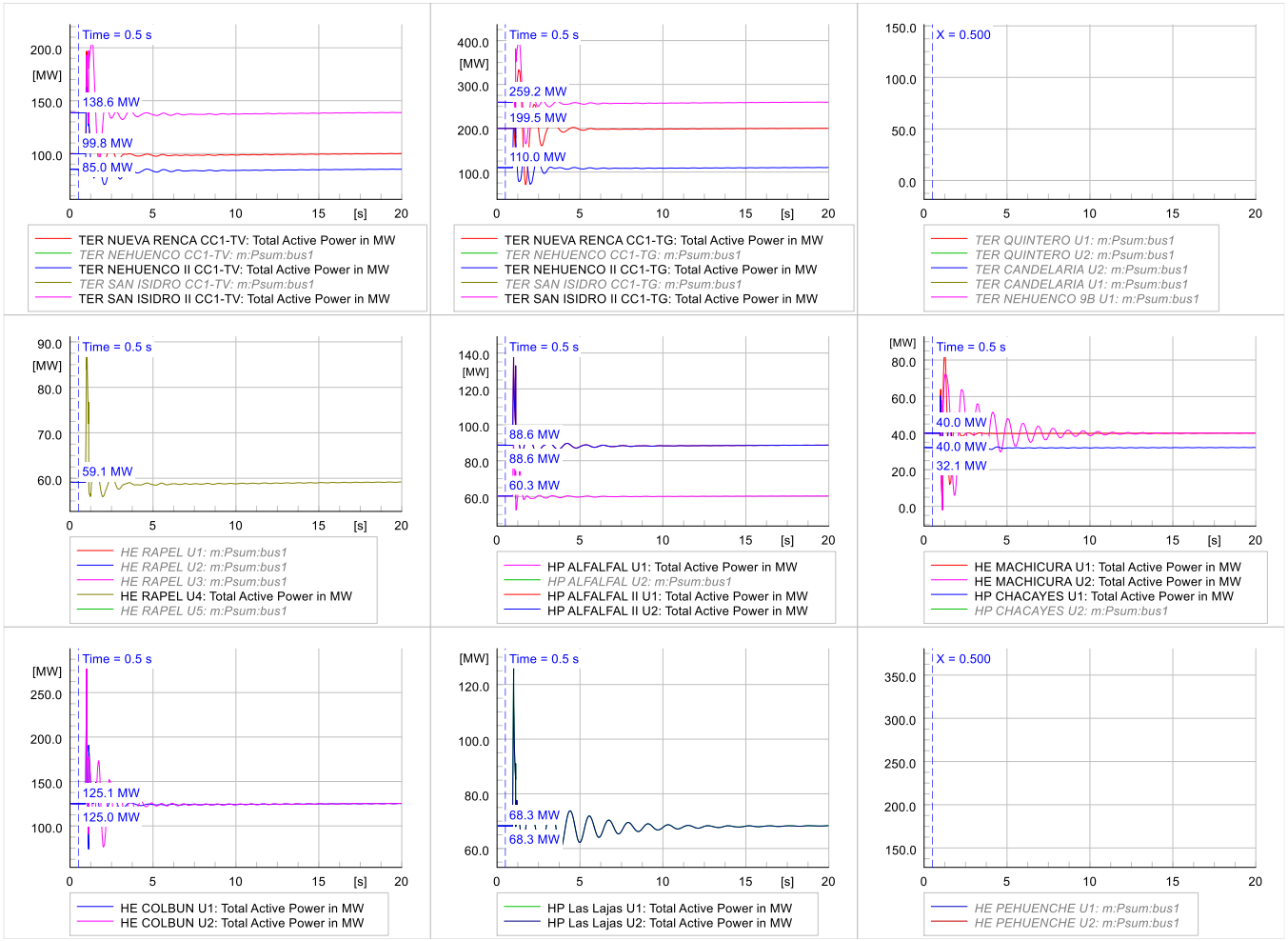
Time = 0.5 s
[MW]
138.6 MW
99.8 MW
85.0 MW
TER NUEVA RENCA CC1-TV: Total Active Power in MW
TER NEHUENCO CC1-TV: m:Psum:bus1
TER NEHUENCO II CC1-TV: Total Active Power in MW
TER SAN ISIDRO CC1-TV: m:Psum:bus1
TER SAN ISIDRO II CC1-TV: Total Active Power in MW
259.2 MW
199.5 MW
110.0 MW
TER NUEVA RENCA CC1-TG: Total Active Power in MW
TER NEHUENCO CC1-TG: m:Psum:bus1
TER NEHUENCO II CC1-TG: Total Active Power in MW
TER SAN ISIDRO CC1-TG: m:Psum:bus1
TER SAN ISIDRO II CC1-TG: Total Active Power in MW
X = 0.500
TER QUINTERO U1: m:Psum:bus1
TER QUINTERO U2: m:Psum:bus1
TER CANDELARIA U2: m:Psum:bus1
TER CANDELARIA U1: m:Psum:bus1
TER NEHUENCO 9B U1: m:Psum:bus1
59.1 MW
HE RAPEL U1: m:Psum:bus1
HE RAPEL U2: m:Psum:bus1
HE RAPEL U3: m:Psum:bus1
HE RAPEL U4: Total Active Power in MW
HE RAPEL U5: m:Psum:bus1
88.6 MW
88.6 MW
60.3 MW
HP ALFALFAL U1: Total Active Power in MW
HP ALFALFAL U2: m:Psum:bus1
HP ALFALFAL II U1: Total Active Power in MW
HP ALFALFAL II U2: Total Active Power in MW
40.0 MW
40.0 MW
32.1 MW
HE MACHICURA U1: Total Active Power in MW
HE MACHICURA U2: Total Active Power in MW
HP CHACAYES U1: Total Active Power in MW
HP CHACAYES U2: m:Psum:bus1
125.1 MW
125.0 MW
HE COLBUN U1: Total Active Power in MW
HE COLBUN U2: Total Active Power in MW
68.3 MW
68.3 MW
HP Las Lajas U1: Total Active Power in MW
HP Las Lajas U2: Total Active Power in MW
HE PEHUENCHE U1: m:Psum:bus1
HE PEHUENCHE U2: m:Psum:bus1
[s]

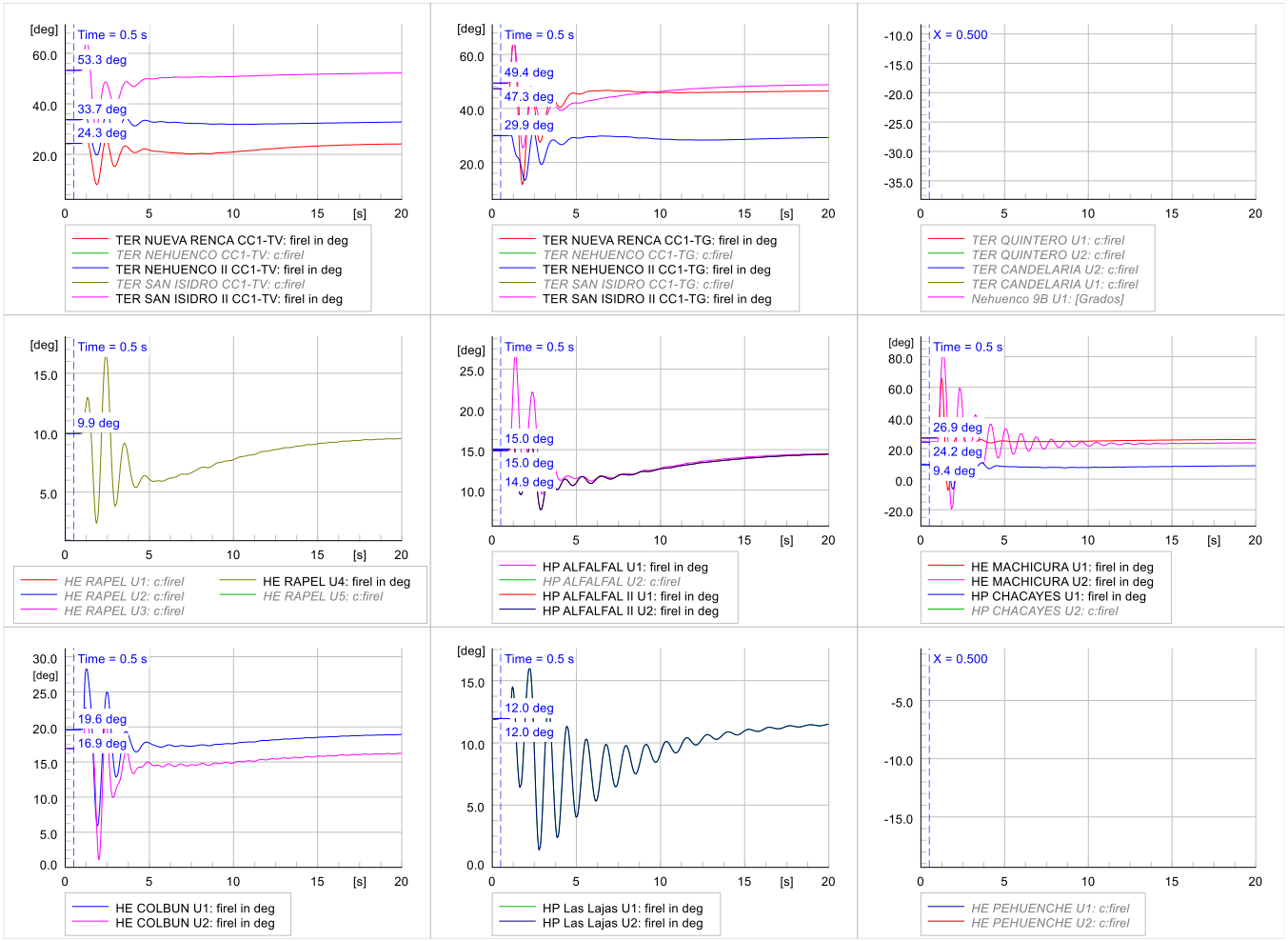
Time = 0.5 s
53.3 deg
33.7 deg
24.3 deg
TER NUEVA RENCA CC1-TV: firel in deg
TER NEHUENCO CC1-TV: c:firel
TER NEHUENCO II CC1-TV: firel in deg
TER SAN ISIDRO CC1-TV: c:firel
TER SAN ISIDRO II CC1-TV: firel in deg
Time = 0.5 s
49.4 deg
47.3 deg
29.9 deg
TER NUEVA RENCA CC1-TG: firel in deg
TER NEHUENCO CC1-TG: c:firel
TER NEHUENCO II CC1-TG: firel in deg
TER SAN ISIDRO CC1-TG: c:firel
TER SAN ISIDRO II CC1-TG: firel in deg
X = 0.500
TER QUINTERO U1: c:firel
TER QUINTERO U2: c:firel
TER CANDELARIA U2: c:firel
TER CANDELARIA U1: c:firel
Nehuenco 9B U1: [Grados]
Time = 0.5 s
9.9 deg
HE RAPEL U1: c:firel
HE RAPEL U2: c:firel
HE RAPEL U3: c:firel
HE RAPEL U4: firel in deg
HE RAPEL U5: c:firel
Time = 0.5 s
15.0 deg
15.0 deg
14.9 deg
HP ALFALFAL U1: firel in deg
HP ALFALFAL U2: c:firel
HP ALFALFAL II U1: firel in deg
HP ALFALFAL II U2: firel in deg
Time = 0.5 s
26.9 deg
24.2 deg
9.4 deg
HE MACHICURA U1: firel in deg
HE MACHICURA U2: firel in deg
HP CHACAYES U1: firel in deg
HP CHACAYES U2: c:firel
Time = 0.5 s
19.6 deg
16.9 deg
HE COLBUN U1: firel in deg
HE COLBUN U2: firel in deg
Time = 0.5 s
12.0 deg
12.0 deg
HP Las Lajas U1: firel in deg
HP Las Lajas U2: firel in deg
X = 0.500
HE PEHUENCHE U1: c:firel
HE PEHUENCHE U2: c:firel

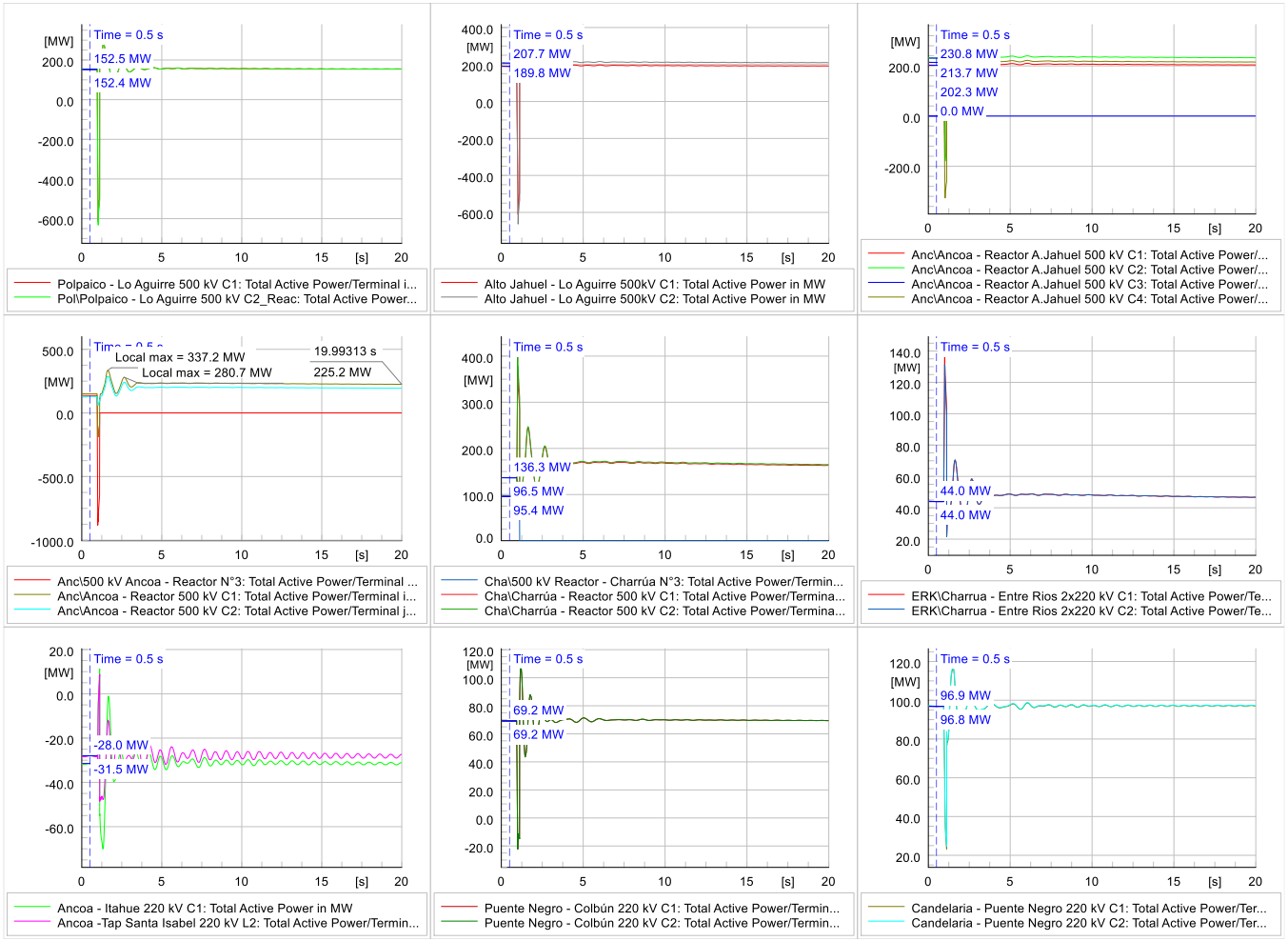
Time = 0.5 s
152.5 MW
152.4 MW
Polpaico - Lo Aguirre 500 kV C1: Total Active Power/Terminal i...
Pol\Polpaico - Lo Aguirre 500 kV C2_Reac: Total Active Power...
207.7 MW
189.8 MW
Alto Jahuel - Lo Aguirre 500kV C1: Total Active Power in MW
Alto Jahuel - Lo Aguirre 500kV C2: Total Active Power in MW
230.8 MW
213.7 MW
202.3 MW
0.0 MW
Anc\Ancoa - Reactor A.Jahuel 500 kV C1: Total Active Power/...
Anc\Ancoa - Reactor A.Jahuel 500 kV C2: Total Active Power/...
Anc\Ancoa - Reactor A.Jahuel 500 kV C3: Total Active Power/...
Anc\Ancoa - Reactor A.Jahuel 500 kV C4: Total Active Power/...
Local max = 337.2 MW
Local max = 280.7 MW
19.99313 s
225.2 MW
Anc\500 kV Ancoa - Reactor N°3: Total Active Power/Terminal ...
Anc\Ancoa - Reactor 500 kV C1: Total Active Power/Terminal i...
Anc\Ancoa - Reactor 500 kV C2: Total Active Power/Terminal j...
136.3 MW
96.5 MW
95.4 MW
Cha\500 kV Reactor - Charrúa N°3: Total Active Power/Termin...
Cha\Charrúa - Reactor 500 kV C1: Total Active Power/Termina...
Cha\Charrúa - Reactor 500 kV C2: Total Active Power/Termina...
44.0 MW
44.0 MW
ERK\Charrua - Entre Rios 2x220 kV C1: Total Active Power/Te...
ERK\Charrua - Entre Rios 2x220 kV C2: Total Active Power/Te...
-28.0 MW
-31.5 MW
Ancoa - Itahue 220 kV C1: Total Active Power in MW
Ancoa -Tap Santa Isabel 220 kV L2: Total Active Power/Termin...
69.2 MW
69.2 MW
Puente Negro - Colbún 220 kV C1: Total Active Power/Termin...
Puente Negro - Colbún 220 kV C2: Total Active Power/Termin...
96.9 MW
96.8 MW
Candelaria - Puente Negro 220 kV C1: Total Active Power/Ter...
Candelaria - Puente Negro 220 kV C2: Total Active Power/Ter...

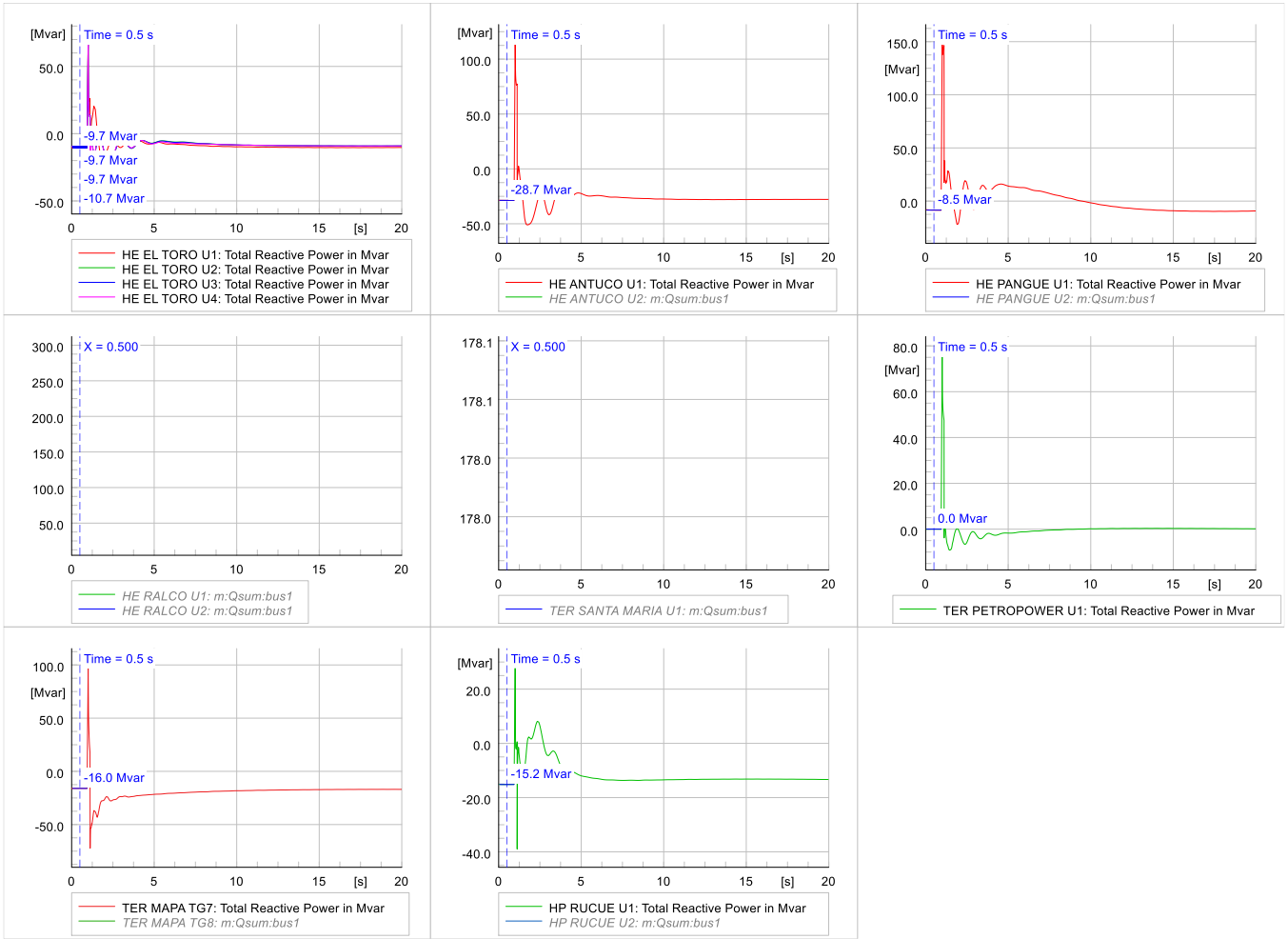
Time = 0.5 s
[Mvar]
-9.7 Mvar
-9.7 Mvar
-9.7 Mvar
-10.7 Mvar
HE EL TORO U1: Total Reactive Power in Mvar
HE EL TORO U2: Total Reactive Power in Mvar
HE EL TORO U3: Total Reactive Power in Mvar
HE EL TORO U4: Total Reactive Power in Mvar
-28.7 Mvar
HE ANTUCO U1: Total Reactive Power in Mvar
HE ANTUCO U2: m:Qsum:bus1
-8.5 Mvar
HE PANGUE U1: Total Reactive Power in Mvar
HE PANGUE U2: m:Qsum:bus1
X = 0.500
HE RALCO U1: m:Qsum:bus1
HE RALCO U2: m:Qsum:bus1
TER SANTA MARIA U1: m:Qsum:bus1
0.0 Mvar
TER PETROPOWER U1: Total Reactive Power in Mvar
-16.0 Mvar
TER MAPA TG7: Total Reactive Power in Mvar
TER MAPA TG8: m:Qsum:bus1
-15.2 Mvar
HP RUCUE U1: Total Reactive Power in Mvar
HP RUCUE U2: m:Qsum:bus1
[s]

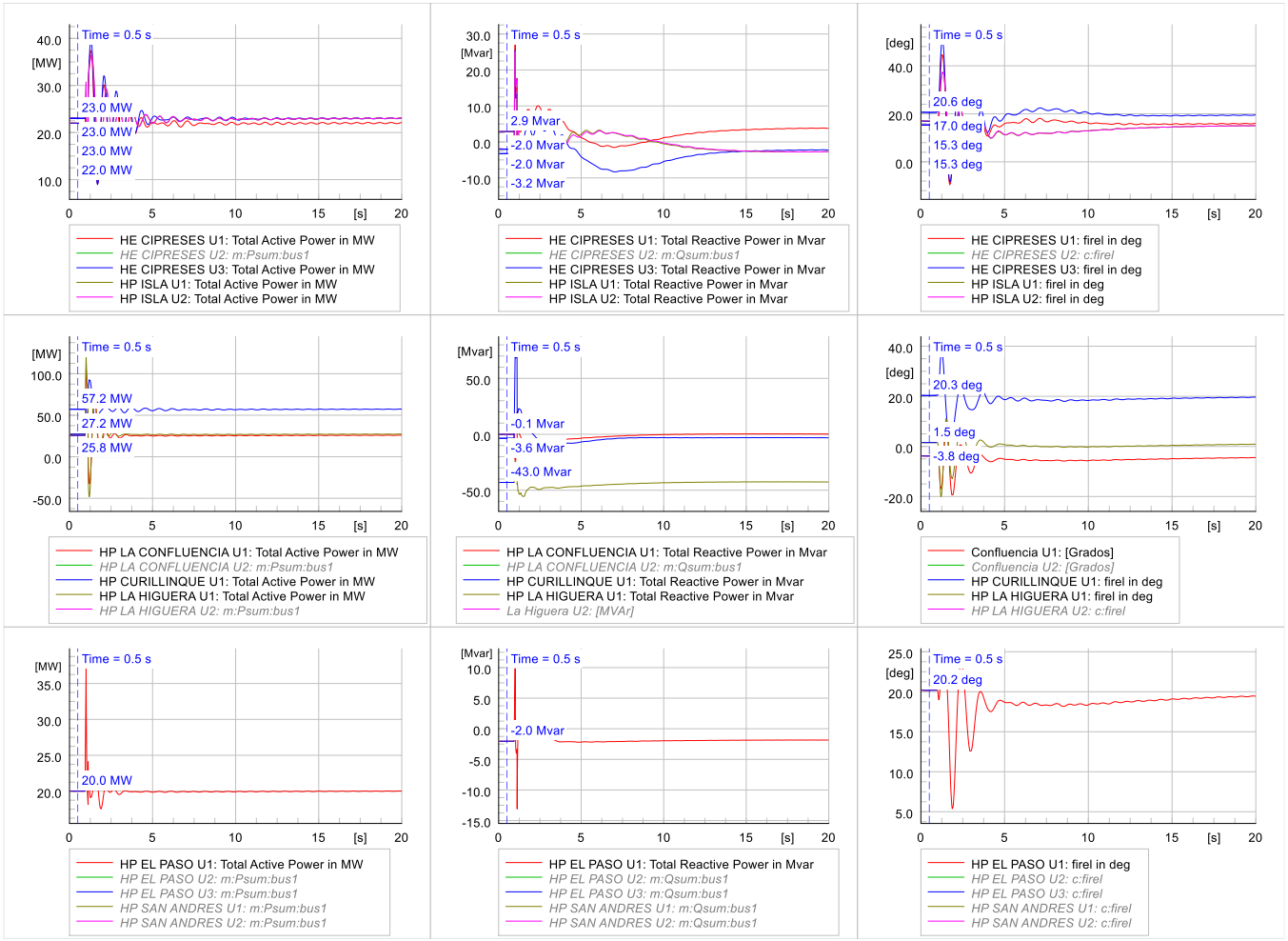
Time = 0.5 s
[MW]
23.0 MW
23.0 MW
23.0 MW
22.0 MW
HE CIPRESES U1: Total Active Power in MW
HE CIPRESES U2: m:Psum:bus1
HE CIPRESES U3: Total Active Power in MW
HP ISLA U1: Total Active Power in MW
HP ISLA U2: Total Active Power in MW
[Mvar]
2.9 Mvar
-2.0 Mvar
-2.0 Mvar
-3.2 Mvar
HE CIPRESES U1: Total Reactive Power in Mvar
HE CIPRESES U2: m:Qsum:bus1
HE CIPRESES U3: Total Reactive Power in Mvar
HP ISLA U1: Total Reactive Power in Mvar
HP ISLA U2: Total Reactive Power in Mvar
[deg]
20.6 deg
17.0 deg
15.3 deg
15.3 deg
HE CIPRESES U1: firel in deg
HE CIPRESES U2: c:firel
HE CIPRESES U3: firel in deg
HP ISLA U1: firel in deg
HP ISLA U2: firel in deg
57.2 MW
27.2 MW
25.8 MW
HP LA CONFLUENCIA U1: Total Active Power in MW
HP LA CONFLUENCIA U2: m:Psum:bus1
HP CURILLINQUE U1: Total Active Power in MW
HP LA HIGUERA U1: Total Active Power in MW
HP LA HIGUERA U2: m:Psum:bus1
-0.1 Mvar
-3.6 Mvar
-43.0 Mvar
HP LA CONFLUENCIA U1: Total Reactive Power in Mvar
HP LA CONFLUENCIA U2: m:Qsum:bus1
HP CURILLINQUE U1: Total Reactive Power in Mvar
HP LA HIGUERA U1: Total Reactive Power in Mvar
La Higuera U2: [MVAr]
20.3 deg
1.5 deg
-3.8 deg
Confluencia U1: [Grados]
Confluencia U2: [Grados]
HP CURILLINQUE U1: firel in deg
HP LA HIGUERA U1: firel in deg
HP LA HIGUERA U2: c:firel
20.0 MW
HP EL PASO U1: Total Active Power in MW
HP EL PASO U2: m:Psum:bus1
HP EL PASO U3: m:Psum:bus1
HP SAN ANDRES U1: m:Psum:bus1
HP SAN ANDRES U2: m:Psum:bus1
-2.0 Mvar
HP EL PASO U1: Total Reactive Power in Mvar
HP EL PASO U2: m:Qsum:bus1
HP EL PASO U3: m:Qsum:bus1
HP SAN ANDRES U1: m:Qsum:bus1
HP SAN ANDRES U2: m:Qsum:bus1
20.2 deg
HP EL PASO U1: firel in deg
HP EL PASO U2: c:firel
HP EL PASO U3: c:firel
HP SAN ANDRES U1: c:firel
HP SAN ANDRES U2: c:firel
[s]

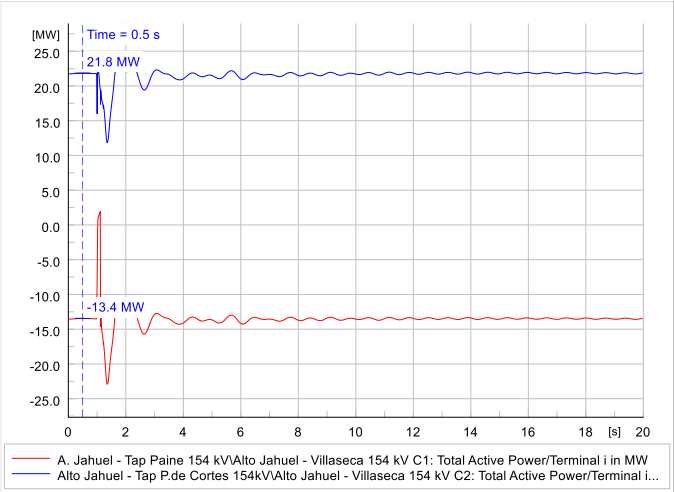
Time = 0.5 s
21.8 MW
-13.4 MW
[MW]
[s]
A. Jahuel - Tap Paine 154 kV\Alto Jahuel - Villaseca 154 kV C1: Total Active Power/Terminal i in MW
Alto Jahuel - Tap P.de Cortes 154kV\Alto Jahuel - Villaseca 154 kV C2: Total Active Power/Terminal i...

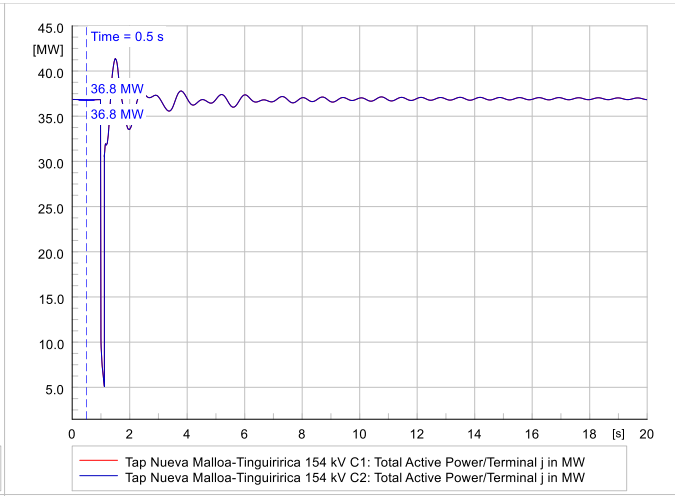
Time = 0.5 s
36.8 MW
36.8 MW
[MW]
[s]
Tap Nueva Malloa-Tinguiririca 154 kV C1: Total Active Power/Terminal j in MW
Tap Nueva Malloa-Tinguiririca 154 kV C2: Total Active Power/Terminal j in MW

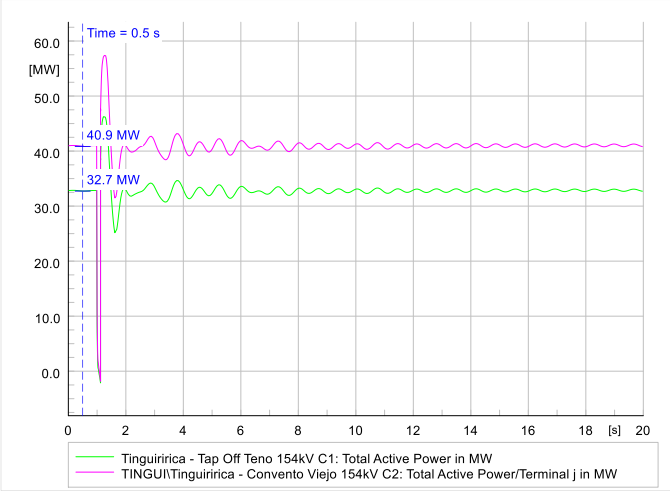
Time = 0.5 s
40.9 MW
32.7 MW
[MW]
[s]
Tinguiririca - Tap Off Teno 154kV C1: Total Active Power in MW
TINGUI\Tinguiririca - Convento Viejo 154kV C2: Total Active Power/Terminal j in MW

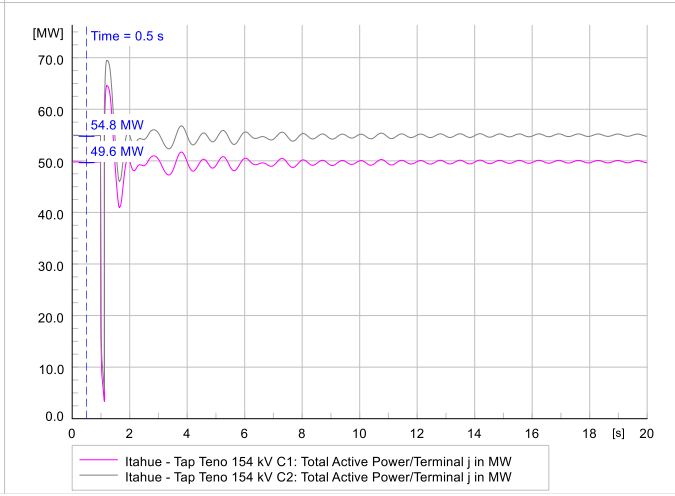
Time = 0.5 s
54.8 MW
49.6 MW
[MW]
[s]
Itahue - Tap Teno 154 kV C1: Total Active Power/Terminal j in MW
Itahue - Tap Teno 154 kV C2: Total Active Power/Terminal j in MW

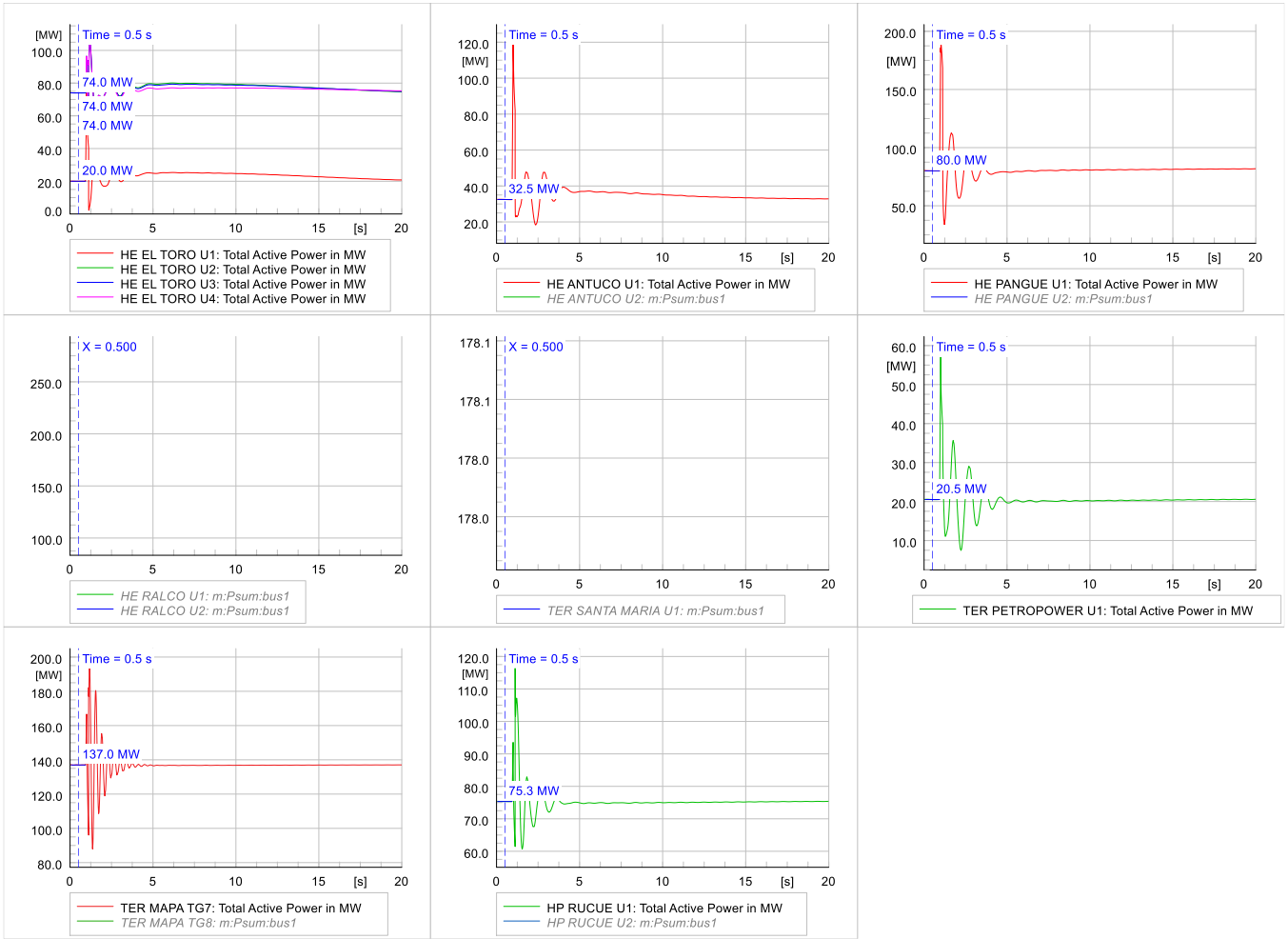
Time = 0.5 s
[MW]
74.0 MW
74.0 MW
74.0 MW
20.0 MW
[s]
HE EL TORO U1: Total Active Power in MW
HE EL TORO U2: Total Active Power in MW
HE EL TORO U3: Total Active Power in MW
HE EL TORO U4: Total Active Power in MW
Time = 0.5 s
[MW]
32.5 MW
[s]
HE ANTUCO U1: Total Active Power in MW
HE ANTUCO U2: m:Psum:bus1
Time = 0.5 s
[MW]
80.0 MW
[s]
HE PANGUE U1: Total Active Power in MW
HE PANGUE U2: m:Psum:bus1
X = 0.500
HE RALCO U1: m:Psum:bus1
HE RALCO U2: m:Psum:bus1
X = 0.500
TER SANTA MARIA U1: m:Psum:bus1
Time = 0.5 s
[MW]
20.5 MW
[s]
TER PETROPOWER U1: Total Active Power in MW
Time = 0.5 s
[MW]
137.0 MW
[s]
TER MAPA TG7: Total Active Power in MW
TER MAPA TG8: m:Psum:bus1
Time = 0.5 s
[MW]
75.3 MW
[s]
HP RUCUE U1: Total Active Power in MW
HP RUCUE U2: m:Psum:bus1

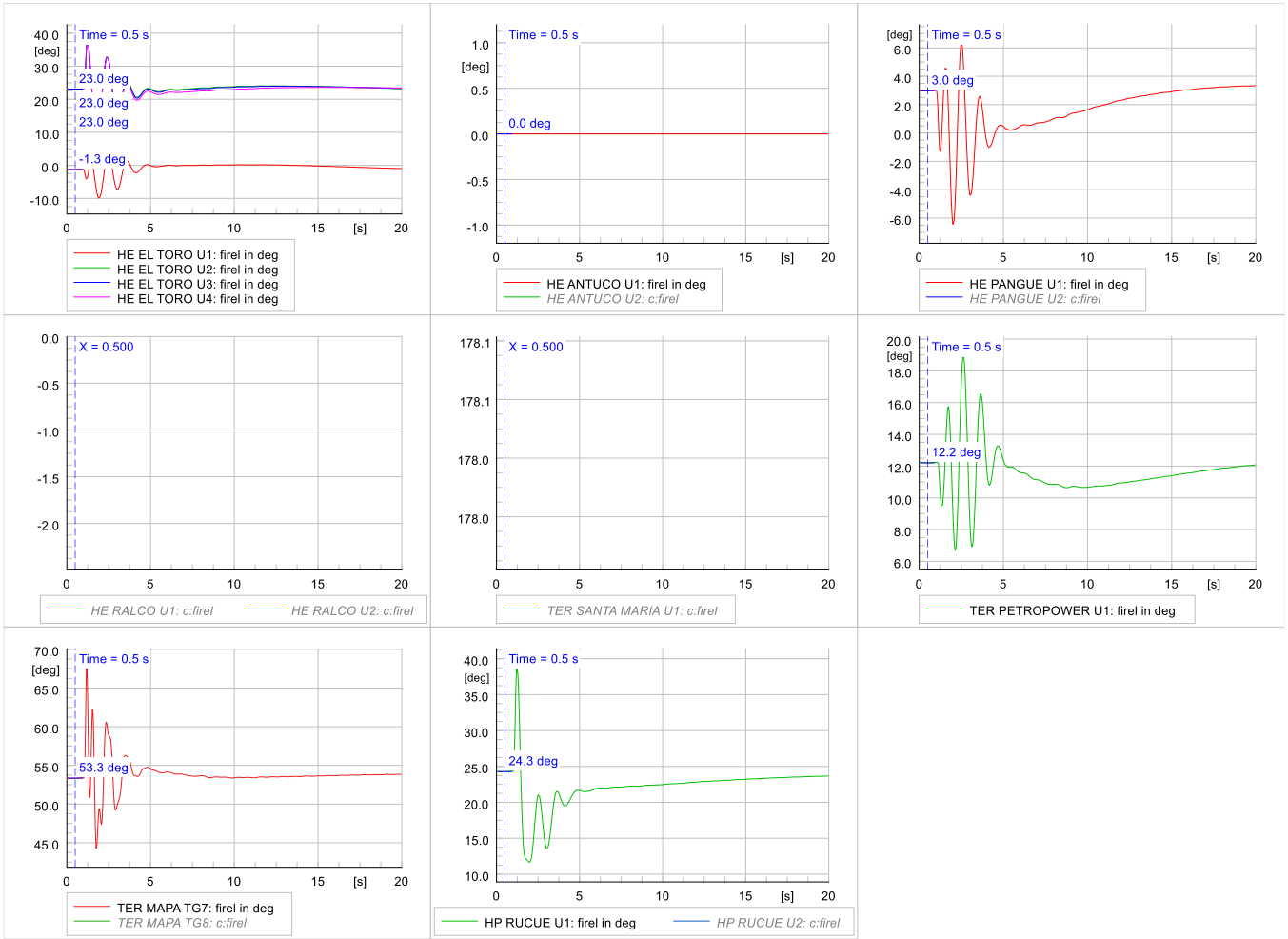
Time = 0.5 s
23.0 deg
23.0 deg
23.0 deg
-1.3 deg
HE EL TORO U1: firel in deg
HE EL TORO U2: firel in deg
HE EL TORO U3: firel in deg
HE EL TORO U4: firel in deg
Time = 0.5 s
0.0 deg
HE ANTUCO U1: firel in deg
HE ANTUCO U2: c:firel
Time = 0.5 s
3.0 deg
HE PANGUE U1: firel in deg
HE PANGUE U2: c:firel
X = 0.500
HE RALCO U1: c:firel
HE RALCO U2: c:firel
X = 0.500
TER SANTA MARIA U1: c:firel
Time = 0.5 s
12.2 deg
TER PETROPOWER U1: firel in deg
Time = 0.5 s
53.3 deg
TER MAPA TG7: firel in deg
TER MAPA TG8: c:firel
Time = 0.5 s
24.3 deg
HP RUCUE U1: firel in deg
HP RUCUE U2: c:firel

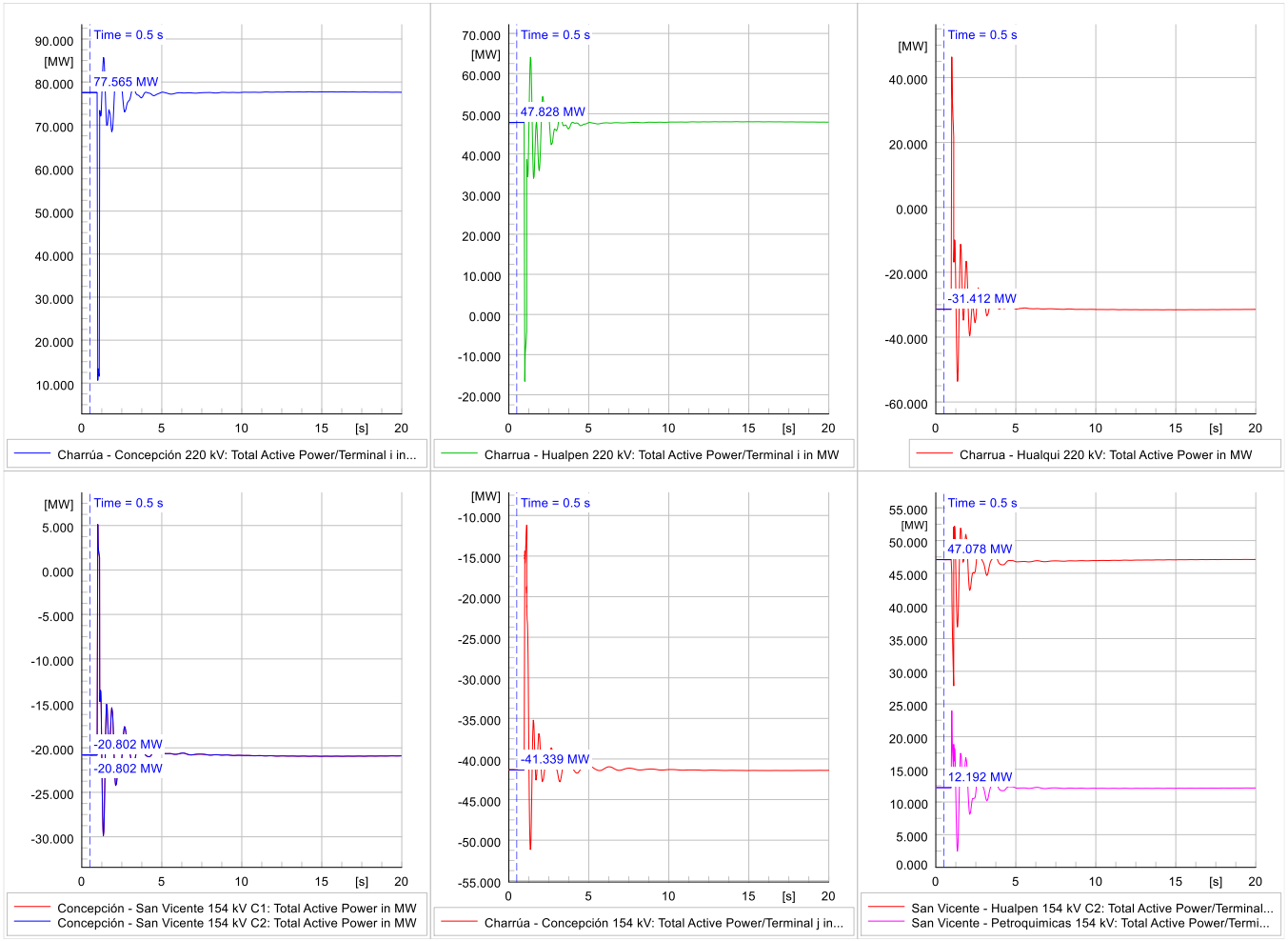
Time = 0.5 s
77.565 MW
Charrúa - Concepción 220 kV: Total Active Power/Terminal i in...
47.828 MW
Charrua - Hualpen 220 kV: Total Active Power/Terminal i in MW
-31.412 MW
Charrua - Hualqui 220 kV: Total Active Power in MW
-20.802 MW
-20.802 MW
Concepción - San Vicente 154 kV C1: Total Active Power in MW
Concepción - San Vicente 154 kV C2: Total Active Power in MW
-41.339 MW
Charrúa - Concepción 154 kV: Total Active Power/Terminal j in...
47.078 MW
12.192 MW
San Vicente - Hualpen 154 kV C2: Total Active Power/Terminal...
San Vicente - Petroquimicas 154 kV: Total Active Power/Termi...
[MW]
[s]

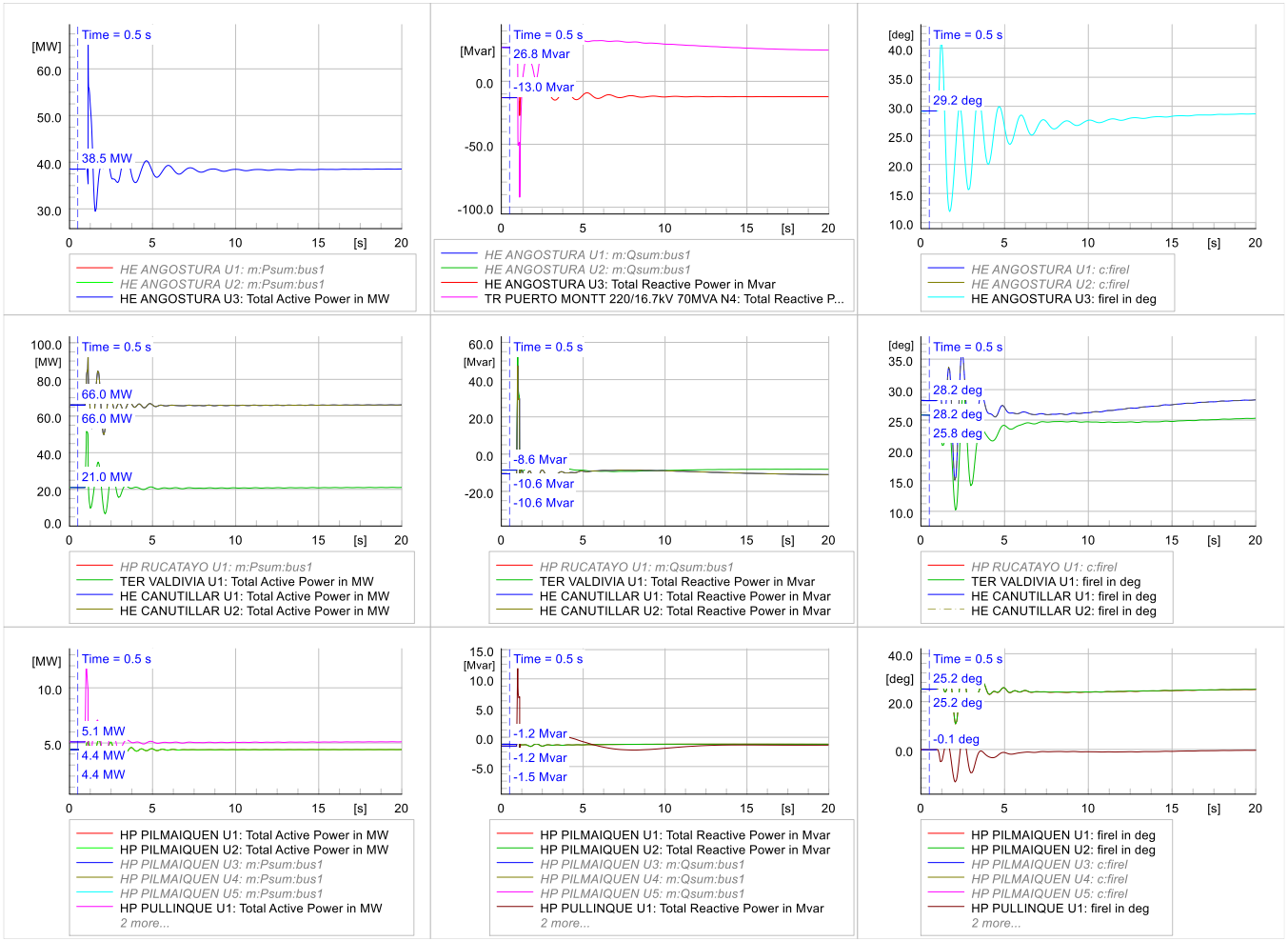
Time = 0.5 s
[MW]
38.5 MW
HE ANGOSTURA U1: m:Psum:bus1
HE ANGOSTURA U2: m:Psum:bus1
HE ANGOSTURA U3: Total Active Power in MW
[Mvar]
26.8 Mvar
-13.0 Mvar
HE ANGOSTURA U1: m:Qsum:bus1
HE ANGOSTURA U2: m:Qsum:bus1
HE ANGOSTURA U3: Total Reactive Power in Mvar
TR PUERTO MONTT 220/16.7kV 70MVA N4: Total Reactive P...
[deg]
29.2 deg
HE ANGOSTURA U1: c:firel
HE ANGOSTURA U2: c:firel
HE ANGOSTURA U3: firel in deg
66.0 MW
66.0 MW
21.0 MW
HP RUCATAYO U1: m:Psum:bus1
TER VALDIVIA U1: Total Active Power in MW
HE CANUTILLAR U1: Total Active Power in MW
HE CANUTILLAR U2: Total Active Power in MW
-8.6 Mvar
-10.6 Mvar
-10.6 Mvar
HP RUCATAYO U1: m:Qsum:bus1
TER VALDIVIA U1: Total Reactive Power in Mvar
HE CANUTILLAR U1: Total Reactive Power in Mvar
HE CANUTILLAR U2: Total Reactive Power in Mvar
28.2 deg
28.2 deg
25.8 deg
HP RUCATAYO U1: c:firel
TER VALDIVIA U1: firel in deg
HE CANUTILLAR U1: firel in deg
HE CANUTILLAR U2: firel in deg
5.1 MW
4.4 MW
4.4 MW
HP PILMAIQUEN U1: Total Active Power in MW
HP PILMAIQUEN U2: Total Active Power in MW
HP PILMAIQUEN U3: m:Psum:bus1
HP PILMAIQUEN U4: m:Psum:bus1
HP PILMAIQUEN U5: m:Psum:bus1
HP PULLINQUE U1: Total Active Power in MW
2 more...
-1.2 Mvar
-1.2 Mvar
-1.5 Mvar
HP PILMAIQUEN U1: Total Reactive Power in Mvar
HP PILMAIQUEN U2: Total Reactive Power in Mvar
HP PILMAIQUEN U3: m:Qsum:bus1
HP PILMAIQUEN U4: m:Qsum:bus1
HP PILMAIQUEN U5: m:Qsum:bus1
HP PULLINQUE U1: Total Reactive Power in Mvar
2 more...
25.2 deg
25.2 deg
-0.1 deg
HP PILMAIQUEN U1: firel in deg
HP PILMAIQUEN U2: firel in deg
HP PILMAIQUEN U3: c:firel
HP PILMAIQUEN U4: c:firel
HP PILMAIQUEN U5: c:firel
HP PULLINQUE U1: firel in deg
2 more...

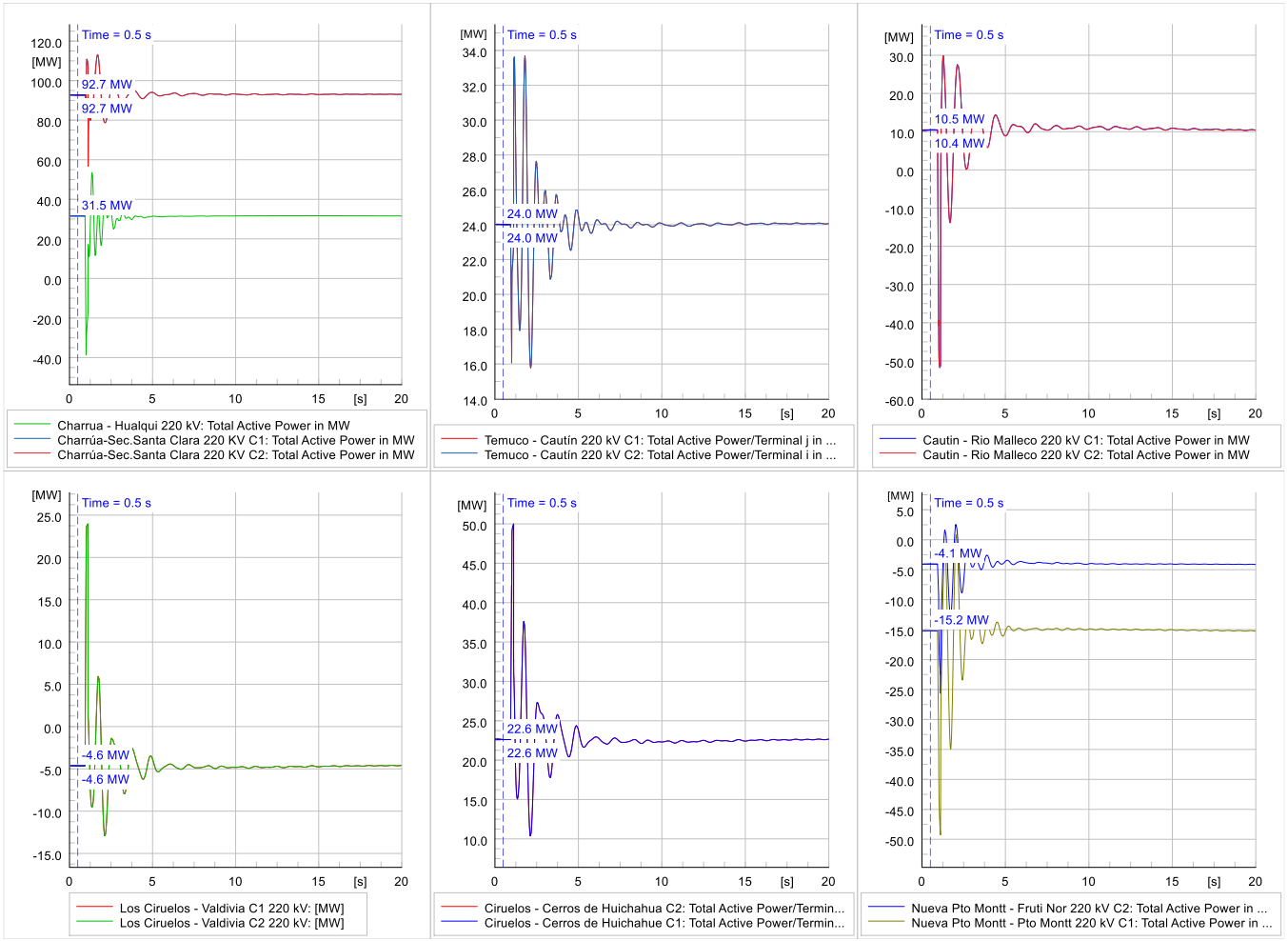
Time = 0.5 s
[MW]
92.7 MW
92.7 MW
31.5 MW
[s]
Charrua - Hualqui 220 kV: Total Active Power in MW
Charrúa-Sec.Santa Clara 220 KV C1: Total Active Power in MW
Charrúa-Sec.Santa Clara 220 KV C2: Total Active Power in MW
24.0 MW
24.0 MW
Temuco - Cautín 220 kV C1: Total Active Power/Terminal j in ...
Temuco - Cautín 220 kV C2: Total Active Power/Terminal i in ...
10.5 MW
10.4 MW
Cautin - Rio Malleco 220 kV C1: Total Active Power in MW
Cautin - Rio Malleco 220 kV C2: Total Active Power in MW
-4.6 MW
-4.6 MW
Los Ciruelos - Valdivia C1 220 kV: [MW]
Los Ciruelos - Valdivia C2 220 kV: [MW]
22.6 MW
22.6 MW
Ciruelos - Cerros de Huichahua C2: Total Active Power/Termin...
Ciruelos - Cerros de Huichahue C1: Total Active Power/Termin...
-4.1 MW
-15.2 MW
Nueva Pto Montt - Fruti Nor 220 kV C2: Total Active Power in ...
Nueva Pto Montt - Pto Montt 220 kV C1: Total Active Power in ...

17.10 E4 2024_12_09 DB 5 Hrs.- Los Changos - Parinas 500kV

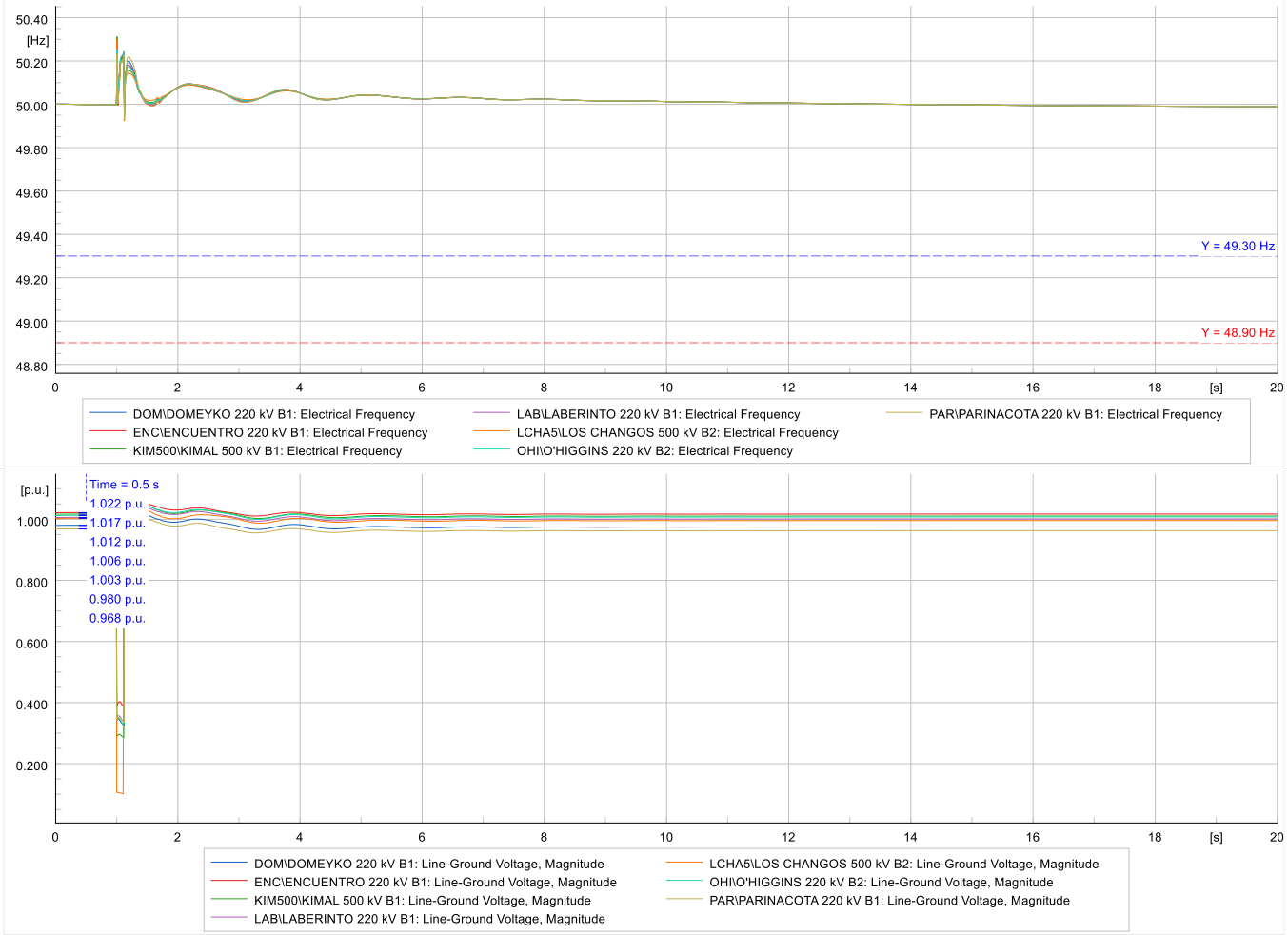

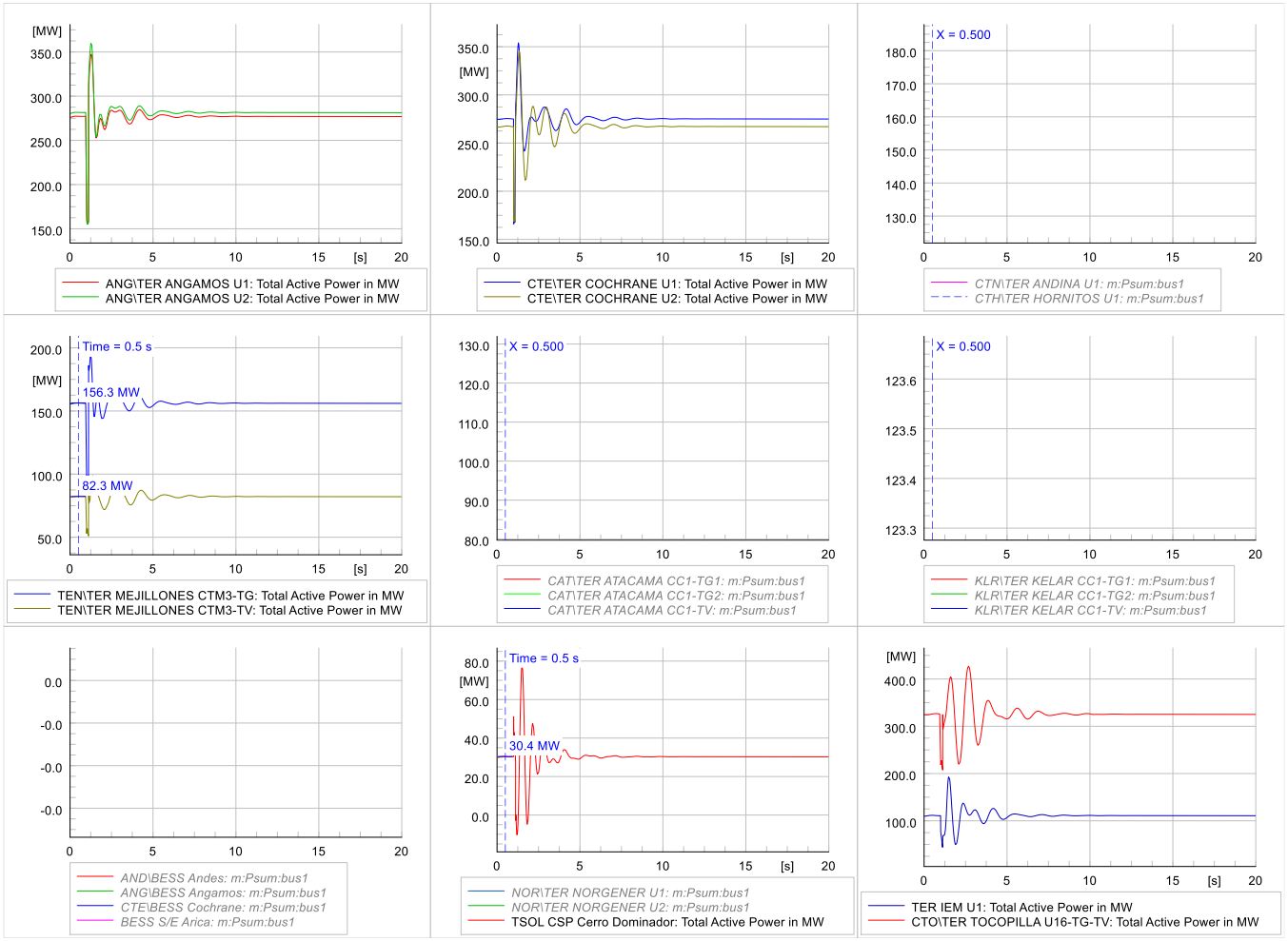
[MW]
[s]
ANG\TER ANGAMOS U1: Total Active Power in MW
ANG\TER ANGAMOS U2: Total Active Power in MW
CTE\TER COCHRANE U1: Total Active Power in MW
CTE\TER COCHRANE U2: Total Active Power in MW
X = 0.500
CTN\TER ANDINA U1: m:Psum:bus1
CTH\TER HORNITOS U1: m:Psum:bus1
Time = 0.5 s
156.3 MW
82.3 MW
TEN\TER MEJILLONES CTM3-TG: Total Active Power in MW
TEN\TER MEJILLONES CTM3-TV: Total Active Power in MW
CAT\TER ATACAMA CC1-TG1: m:Psum:bus1
CAT\TER ATACAMA CC1-TG2: m:Psum:bus1
CAT\TER ATACAMA CC1-TV: m:Psum:bus1
KLR\TER KELAR CC1-TG1: m:Psum:bus1
KLR\TER KELAR CC1-TG2: m:Psum:bus1
KLR\TER KELAR CC1-TV: m:Psum:bus1
AND\BESS Andes: m:Psum:bus1
ANG\BESS Angamos: m:Psum:bus1
CTE\BESS Cochrane: m:Psum:bus1
BESS S/E Arica: m:Psum:bus1
30.4 MW
NOR\TER NORGENER U1: m:Psum:bus1
NOR\TER NORGENER U2: m:Psum:bus1
TSOL CSP Cerro Dominador: Total Active Power in MW
TER IEM U1: Total Active Power in MW
CTO\TER TOCOPILLA U16-TG-TV: Total Active Power in MW

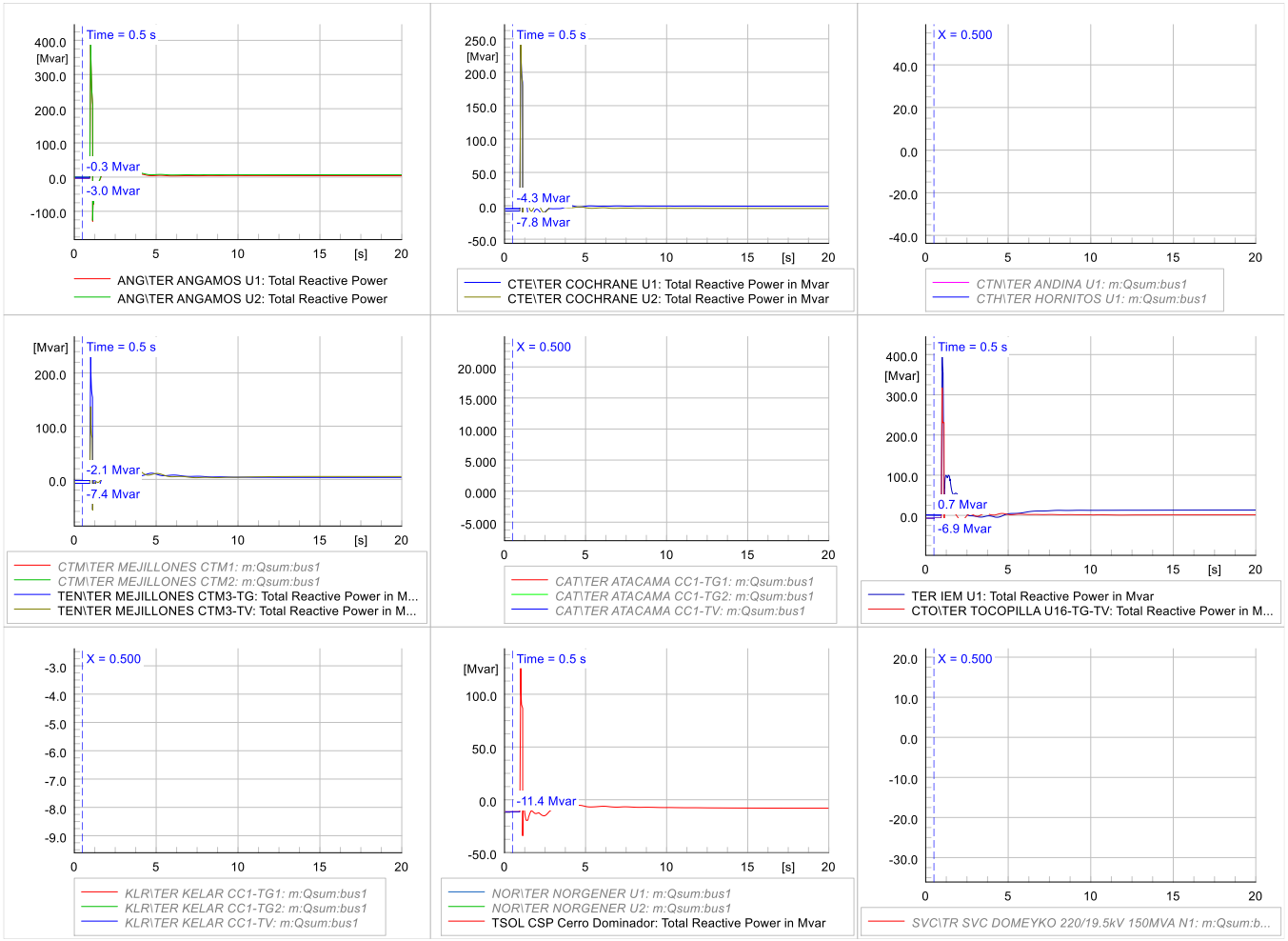
Time = 0.5 s
[Mvar]
-0.3 Mvar
-3.0 Mvar
[s]
ANG\TER ANGAMOS U1: Total Reactive Power
ANG\TER ANGAMOS U2: Total Reactive Power
Time = 0.5 s
[Mvar]
-4.3 Mvar
-7.8 Mvar
[s]
CTE\TER COCHRANE U1: Total Reactive Power in Mvar
CTE\TER COCHRANE U2: Total Reactive Power in Mvar
X = 0.500
CTN\TER ANDINA U1: m:Qsum:bus1
CTH\TER HORNITOS U1: m:Qsum:bus1
Time = 0.5 s
[Mvar]
-2.1 Mvar
-7.4 Mvar
[s]
CTM\TER MEJILLONES CTM1: m:Qsum:bus1
CTM\TER MEJILLONES CTM2: m:Qsum:bus1
TEN\TER MEJILLONES CTM3-TG: Total Reactive Power in M...
TEN\TER MEJILLONES CTM3-TV: Total Reactive Power in M...
X = 0.500
CAT\TER ATACAMA CC1-TG1: m:Qsum:bus1
CAT\TER ATACAMA CC1-TG2: m:Qsum:bus1
CAT\TER ATACAMA CC1-TV: m:Qsum:bus1
Time = 0.5 s
[Mvar]
0.7 Mvar
-6.9 Mvar
[s]
TER IEM U1: Total Reactive Power in Mvar
CTO\TER TOCOPILLA U16-TG-TV: Total Reactive Power in M...
X = 0.500
KLR\TER KELAR CC1-TG1: m:Qsum:bus1
KLR\TER KELAR CC1-TG2: m:Qsum:bus1
KLR\TER KELAR CC1-TV: m:Qsum:bus1
Time = 0.5 s
[Mvar]
-11.4 Mvar
[s]
NOR\TER NORGENER U1: m:Qsum:bus1
NOR\TER NORGENER U2: m:Qsum:bus1
TSOL CSP Cerro Dominador: Total Reactive Power in Mvar
X = 0.500
SVC\TR SVC DOMEYKO 220/19.5kV 150MVA N1: m:Qsum:b...

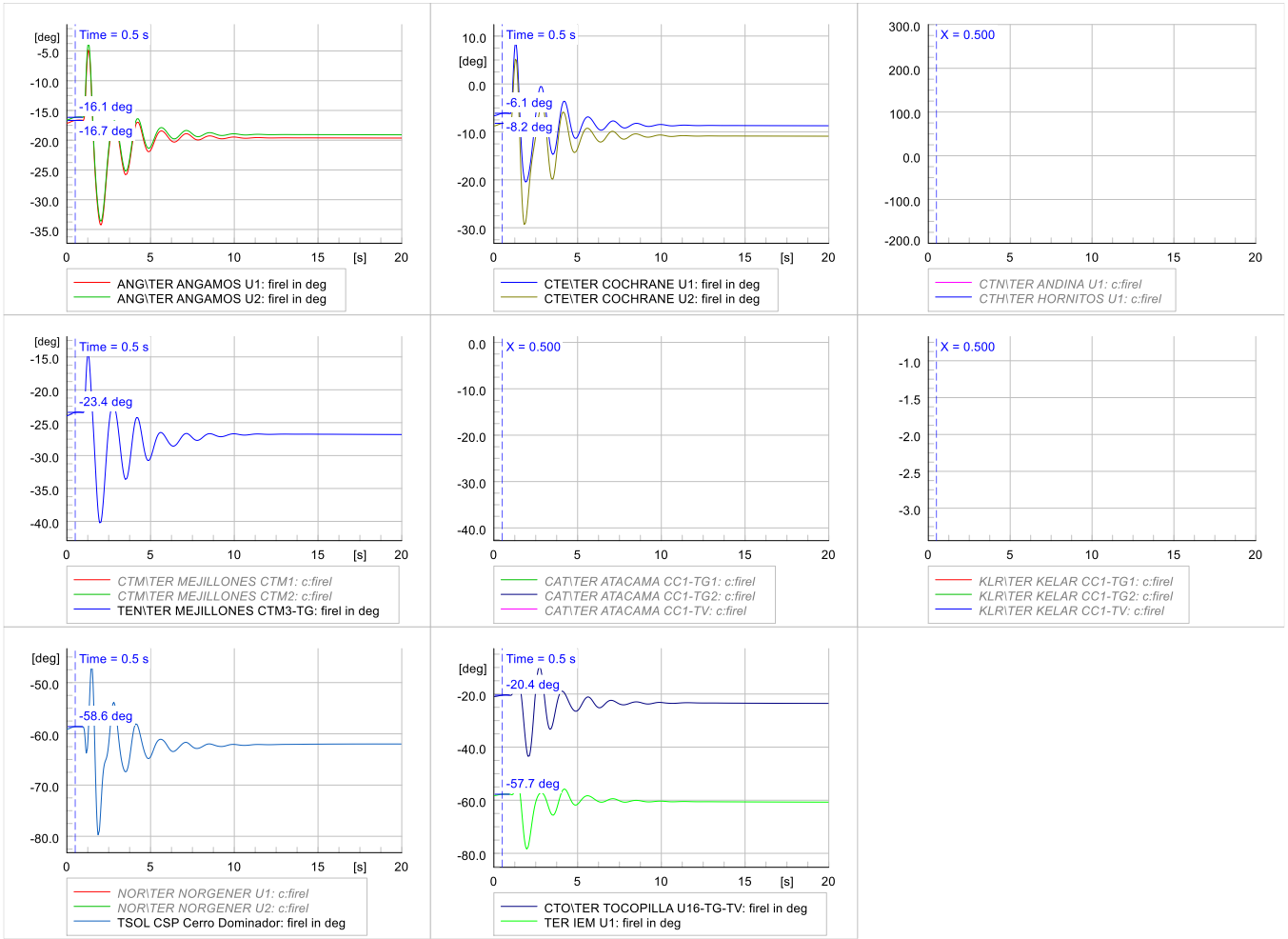
Time = 0.5 s
-16.1 deg
-16.7 deg
ANG\TER ANGAMOS U1: firel in deg
ANG\TER ANGAMOS U2: firel in deg
Time = 0.5 s
-6.1 deg
-8.2 deg
CTE\TER COCHRANE U1: firel in deg
CTE\TER COCHRANE U2: firel in deg
X = 0.500
CTN\TER ANDINA U1: c:firel
CTH\TER HORNITOS U1: c:firel
Time = 0.5 s
-23.4 deg
CTM\TER MEJILLONES CTM1: c:firel
CTM\TER MEJILLONES CTM2: c:firel
TEN\TER MEJILLONES CTM3-TG: firel in deg
X = 0.500
CAT\TER ATACAMA CC1-TG1: c:firel
CAT\TER ATACAMA CC1-TG2: c:firel
CAT\TER ATACAMA CC1-TV: c:firel
X = 0.500
KLR\TER KELAR CC1-TG1: c:firel
KLR\TER KELAR CC1-TG2: c:firel
KLR\TER KELAR CC1-TV: c:firel
Time = 0.5 s
-58.6 deg
NOR\TER NORGENER U1: c:firel
NOR\TER NORGENER U2: c:firel
TSOL CSP Cerro Dominador: firel in deg
Time = 0.5 s
-20.4 deg
-57.7 deg
CTO\TER TOCOPILLA U16-TG-TV: firel in deg
TER IEM U1: firel in deg

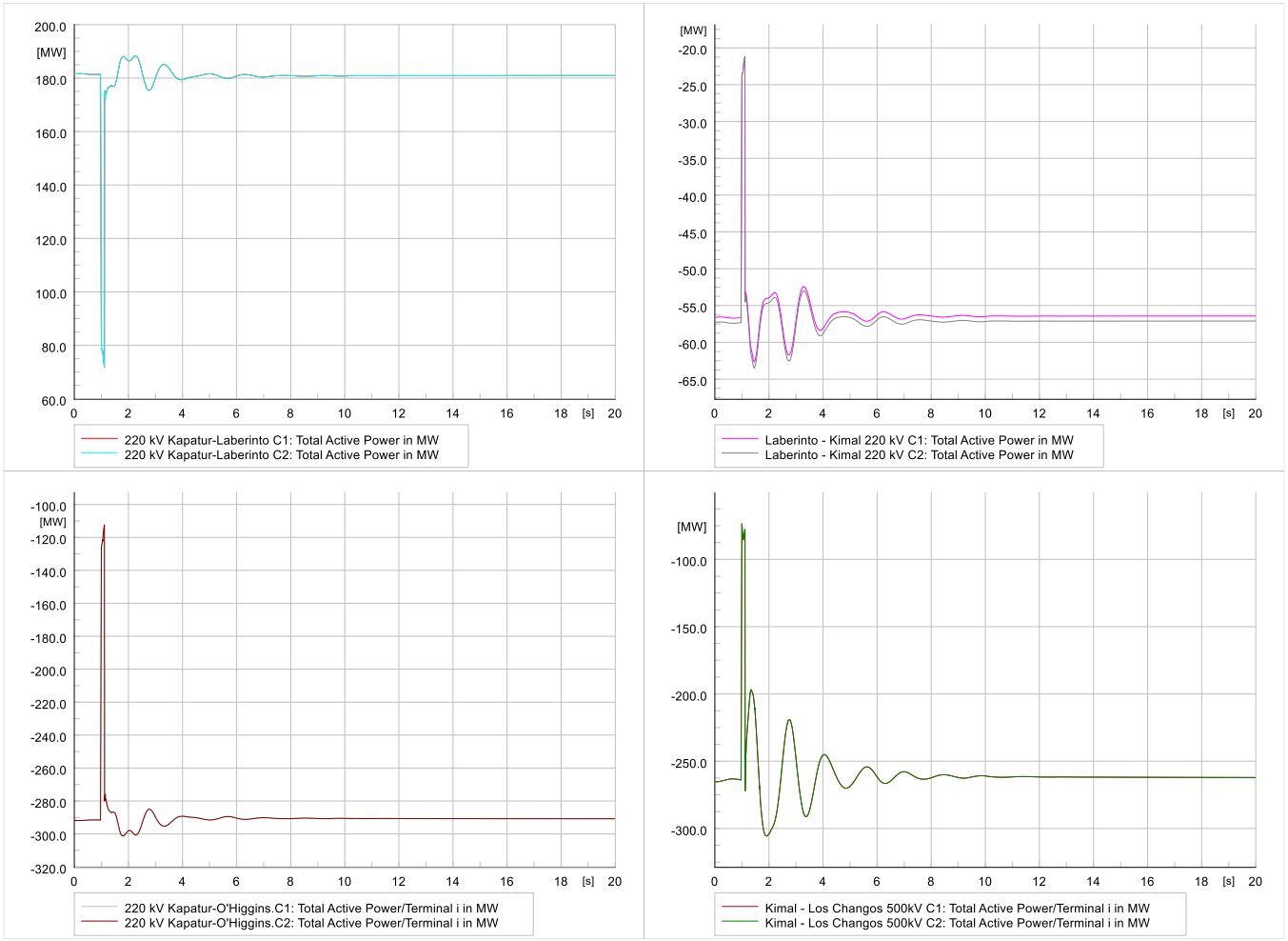
[MW]
[s]
220 kV Kapatur-Laberinto C1: Total Active Power in MW
220 kV Kapatur-Laberinto C2: Total Active Power in MW
Laberinto - Kimal 220 kV C1: Total Active Power in MW
Laberinto - Kimal 220 kV C2: Total Active Power in MW
220 kV Kapatur-O'Higgins.C1: Total Active Power/Terminal i in MW
220 kV Kapatur-O'Higgins.C2: Total Active Power/Terminal i in MW
Kimal - Los Changos 500kV C1: Total Active Power/Terminal i in MW
Kimal - Los Changos 500kV C2: Total Active Power/Terminal i in MW

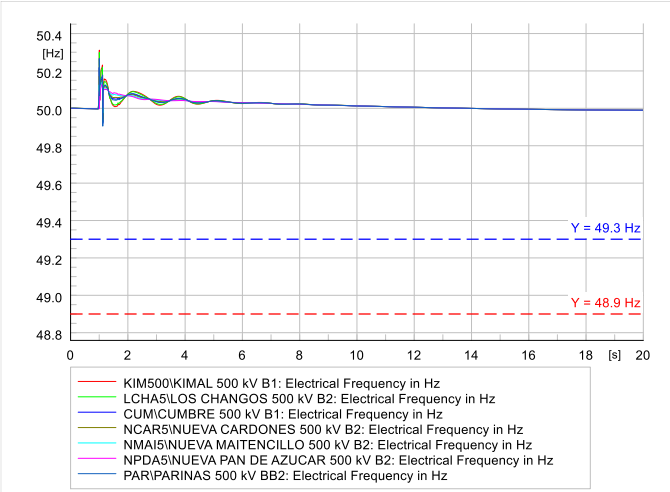
50.4
[Hz]
50.2
50.0
49.8
49.6
49.4
49.2
49.0
48.8
Y = 49.3 Hz
Y = 48.9 Hz
0 2 4 6 8 10 12 14 16 18 [s] 20
KIM500\KIMAL 500 kV B1: Electrical Frequency in Hz
LCHA5\LOS CHANGOS 500 kV B2: Electrical Frequency in Hz
CUM\CUMBRE 500 kV B1: Electrical Frequency in Hz
NCAR5\NUEVA CARDONES 500 kV B2: Electrical Frequency in Hz
NMAI5\NUEVA MAITENCILLO 500 kV B2: Electrical Frequency in Hz
NPDA5\NUEVA PAN DE AZUCAR 500 kV B2: Electrical Frequency in Hz
PAR\PARINAS 500 kV BB2: Electrical Frequency in Hz


[Hz]
50.2
50.0
49.8
49.6
49.4
49.2
49.0
48.8
Y = 49.3 Hz
Y = 48.9 Hz
0 2 4 6 8 10 12 14 16 18 [s] 20
S/E CARDONES 220 kV\CARDONES 220 kV B1: Electrical Frequency in Hz
DdA\DIEGO DE ALMAGRO 220 kV B2: Electrical Frequency in Hz
PAR\PARINACOTA 220 kV B1: Electrical Frequency in Hz
LVilos\LOS VILOS 220 kV B2: Electrical Frequency in Hz
Maite\MAITENCILLO 220 kV B1: Electrical Frequency in Hz
PAzu\PAN DE AZUCAR 220 kV B2: Electrical Frequency in Hz
Pap\PAPOSO 220 kV B1: Electrical Frequency in Hz
S/E PUNTA COLORADA 220 kV\PUNTA COLORADA 220 kV B2: Electrical Frequency in Hz

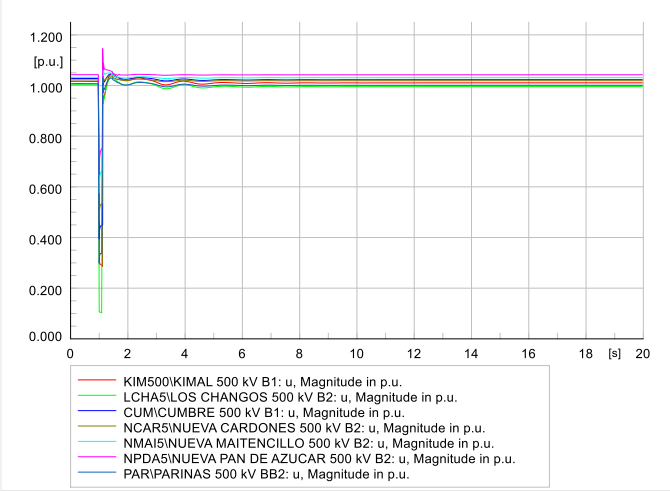
1.200
[p.u.]
1.000
0.800
0.600
0.400
0.200
0.000
0 2 4 6 8 10 12 14 16 18 [s] 20
KIM500\KIMAL 500 kV B1: u, Magnitude in p.u.
LCHA5\LOS CHANGOS 500 kV B2: u, Magnitude in p.u.
CUM\CUMBRE 500 kV B1: u, Magnitude in p.u.
NCAR5\NUEVA CARDONES 500 kV B2: u, Magnitude in p.u.
NMAI5\NUEVA MAITENCILLO 500 kV B2: u, Magnitude in p.u.
NPDA5\NUEVA PAN DE AZUCAR 500 kV B2: u, Magnitude in p.u.
PAR\PARINAS 500 kV BB2: u, Magnitude in p.u.

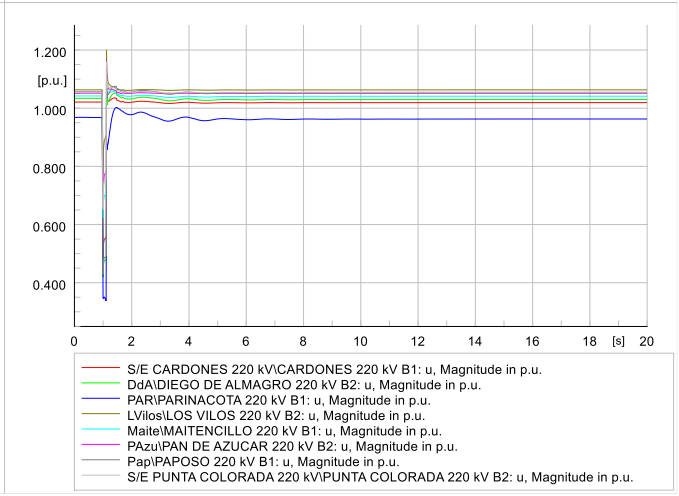
1.200
[p.u.]
1.000
0.800
0.600
0.400
0 2 4 6 8 10 12 14 16 18 [s] 20
S/E CARDONES 220 kV\CARDONES 220 kV B1: u, Magnitude in p.u.
DdA\DIEGO DE ALMAGRO 220 kV B2: u, Magnitude in p.u.
PAR\PARINACOTA 220 kV B1: u, Magnitude in p.u.
LVilos\LOS VILOS 220 kV B2: u, Magnitude in p.u.
Maite\MAITENCILLO 220 kV B1: u, Magnitude in p.u.
PAzu\PAN DE AZUCAR 220 kV B2: u, Magnitude in p.u.
Pap\PAPOSO 220 kV B1: u, Magnitude in p.u.
S/E PUNTA COLORADA 220 kV\PUNTA COLORADA 220 kV B2: u, Magnitude in p.u.

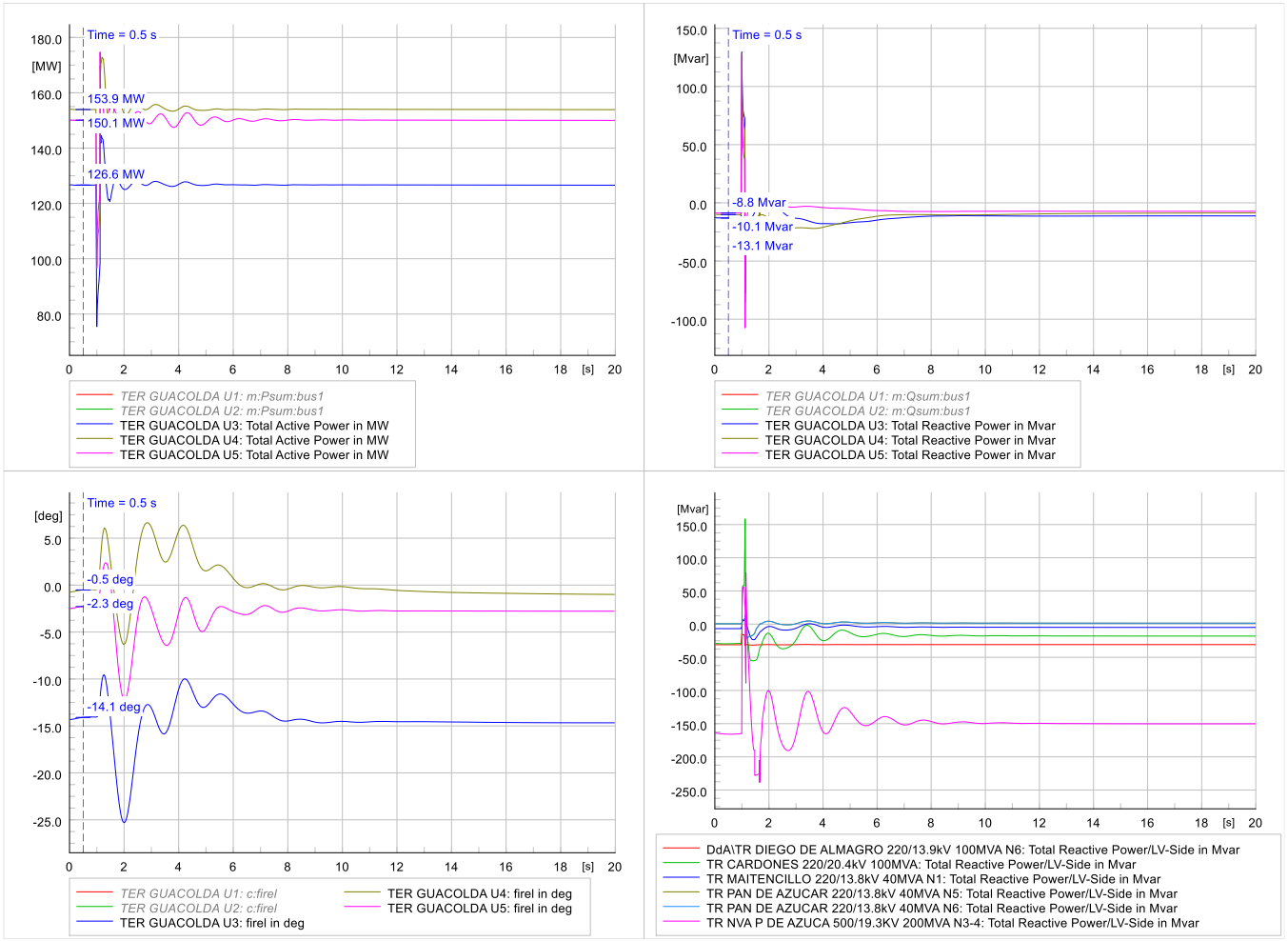
Time = 0.5 s
[MW]
153.9 MW
150.1 MW
126.6 MW
TER GUACOLDA U1: m:Psum:bus1
TER GUACOLDA U2: m:Psum:bus1
TER GUACOLDA U3: Total Active Power in MW
TER GUACOLDA U4: Total Active Power in MW
TER GUACOLDA U5: Total Active Power in MW
[Mvar]
-8.8 Mvar
-10.1 Mvar
-13.1 Mvar
TER GUACOLDA U1: m:Qsum:bus1
TER GUACOLDA U2: m:Qsum:bus1
TER GUACOLDA U3: Total Reactive Power in Mvar
TER GUACOLDA U4: Total Reactive Power in Mvar
TER GUACOLDA U5: Total Reactive Power in Mvar
[deg]
-0.5 deg
-2.3 deg
-14.1 deg
TER GUACOLDA U1: c:firel
TER GUACOLDA U2: c:firel
TER GUACOLDA U3: firel in deg
TER GUACOLDA U4: firel in deg
TER GUACOLDA U5: firel in deg
DdA\TR DIEGO DE ALMAGRO 220/13.9kV 100MVA N6: Total Reactive Power/LV-Side in Mvar
TR CARDONES 220/20.4kV 100MVA: Total Reactive Power/LV-Side in Mvar
TR MAITENCILLO 220/13.8kV 40MVA N1: Total Reactive Power/LV-Side in Mvar
TR PAN DE AZUCAR 220/13.8kV 40MVA N5: Total Reactive Power/LV-Side in Mvar
TR PAN DE AZUCAR 220/13.8kV 40MVA N6: Total Reactive Power/LV-Side in Mvar
TR NVA P DE AZUCA 500/19.3KV 200MVA N3-4: Total Reactive Power/LV-Side in Mvar

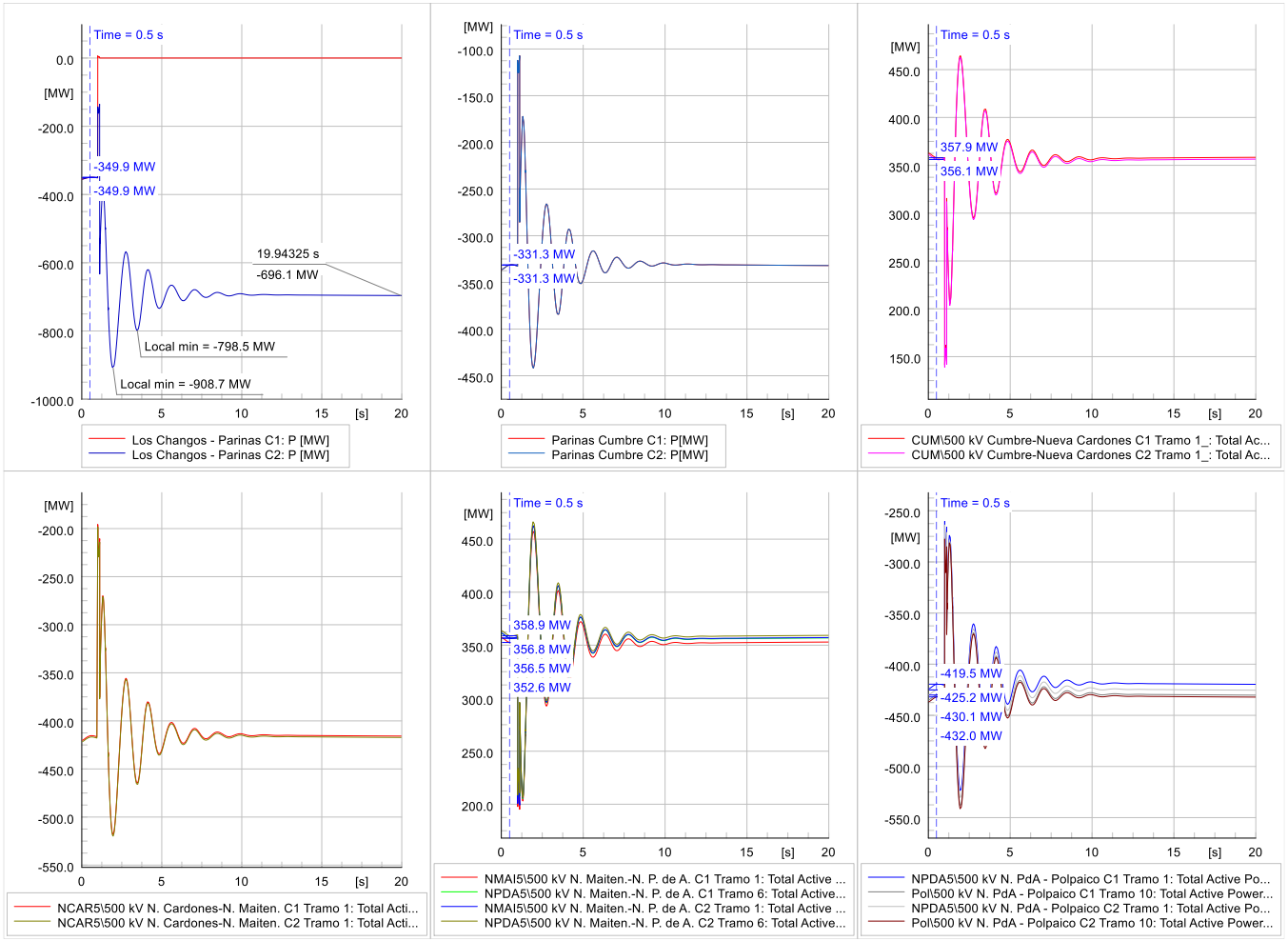
Time = 0.5 s
[MW]
-349.9 MW
-349.9 MW
19.94325 s
-696.1 MW
Local min = -798.5 MW
Local min = -908.7 MW
[s]
Los Changos - Parinas C1: P [MW]
Los Changos - Parinas C2: P [MW]
-331.3 MW
-331.3 MW
Parinas Cumbre C1: P[MW]
Parinas Cumbre C2: P[MW]
357.9 MW
356.1 MW
CUM\500 kV Cumbre-Nueva Cardones C1 Tramo 1_: Total Ac...
CUM\500 kV Cumbre-Nueva Cardones C2 Tramo 1_: Total Ac...
NCAR5\500 kV N. Cardones-N. Maiten. C1 Tramo 1: Total Acti...
NCAR5\500 kV N. Cardones-N. Maiten. C2 Tramo 1: Total Acti...
358.9 MW
356.8 MW
356.5 MW
352.6 MW
NMAI5\500 kV N. Maiten.-N. P. de A. C1 Tramo 1: Total Active ...
NPDA5\500 kV N. Maiten.-N. P. de A. C1 Tramo 6: Total Active...
NMAI5\500 kV N. Maiten.-N. P. de A. C2 Tramo 1: Total Active ...
NPDA5\500 kV N. Maiten.-N. P. de A. C2 Tramo 6: Total Active...
-419.5 MW
-425.2 MW
-430.1 MW
-432.0 MW
NPDA5\500 kV N. PdA - Polpaico C1 Tramo 1: Total Active Po...
Pol\500 kV N. PdA - Polpaico C1 Tramo 10: Total Active Power...
NPDA5\500 kV N. PdA - Polpaico C2 Tramo 1: Total Active Po...
Pol\500 kV N. PdA - Polpaico C2 Tramo 10: Total Active Power...

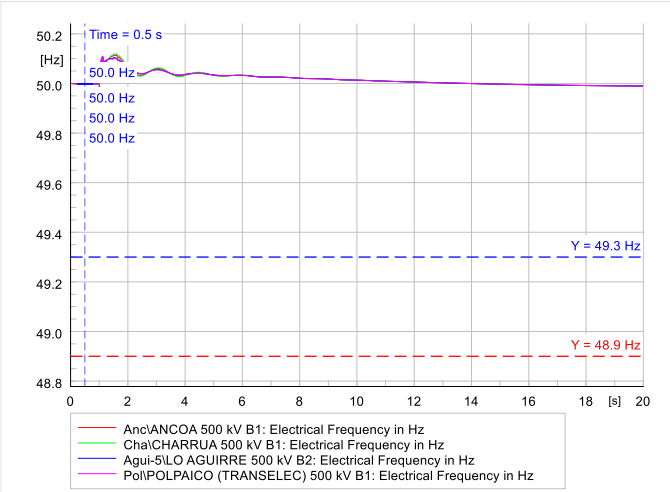
Time = 0.5 s
50.2
[Hz]
50.0
49.8
49.6
49.4
49.2
49.0
48.8
50.0 Hz
50.0 Hz
50.0 Hz
50.0 Hz
Y = 49.3 Hz
Y = 48.9 Hz
0
2
4
6
8
10
12
14
16
18
[s]
20
Anc\ANCOA 500 kV B1: Electrical Frequency in Hz
Cha\CHARRUA 500 kV B1: Electrical Frequency in Hz
Agui-5\LO AGUIRRE 500 kV B2: Electrical Frequency in Hz
Pol\POLPAICO (TRANSELEC) 500 kV B1: Electrical Frequency in Hz

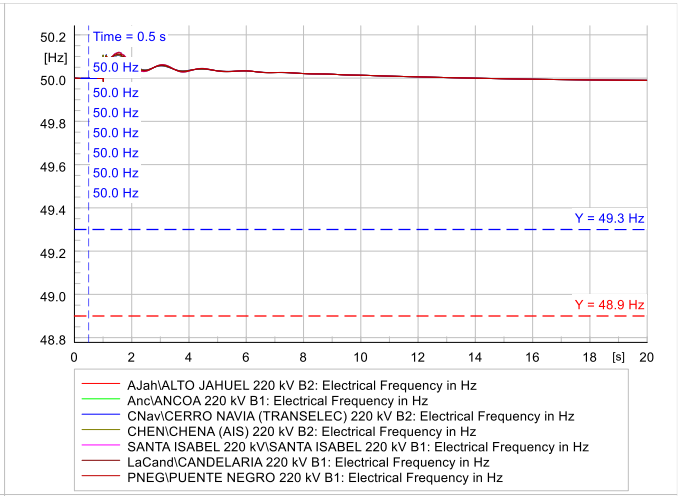
Time = 0.5 s
50.2
[Hz]
50.0
49.8
49.6
49.4
49.2
49.0
48.8
50.0 Hz
50.0 Hz
50.0 Hz
50.0 Hz
50.0 Hz
50.0 Hz
50.0 Hz
Y = 49.3 Hz
Y = 48.9 Hz
0
2
4
6
8
10
12
14
16
18
[s]
20
AJah\ALTO JAHUEL 220 kV B2: Electrical Frequency in Hz
Anc\ANCOA 220 kV B1: Electrical Frequency in Hz
CNav\CERRO NAVIA (TRANSELEC) 220 kV B2: Electrical Frequency in Hz
CHEN\CHENA (AIS) 220 kV B2: Electrical Frequency in Hz
SANTA ISABEL 220 kV\SANTA ISABEL 220 kV B1: Electrical Frequency in Hz
LaCand\CANDELARIA 220 kV B1: Electrical Frequency in Hz
PNEG\PUENTE NEGRO 220 kV B1: Electrical Frequency in Hz

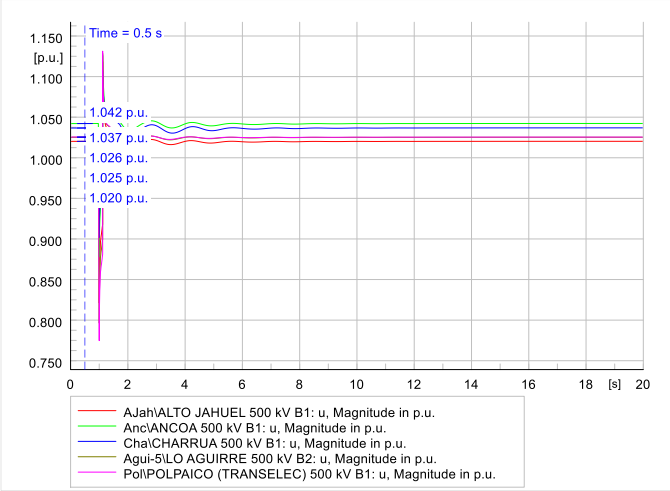
Time = 0.5 s
1.150
[p.u.]
1.100
1.050
1.000
0.950
0.900
0.850
0.800
0.750
1.042 p.u.
1.037 p.u.
1.026 p.u.
1.025 p.u.
1.020 p.u.
0
2
4
6
8
10
12
14
16
18
[s]
20
AJah\ALTO JAHUEL 500 kV B1: u, Magnitude in p.u.
Anc\ANCOA 500 kV B1: u, Magnitude in p.u.
Cha\CHARRUA 500 kV B1: u, Magnitude in p.u.
Agui-5\LO AGUIRRE 500 kV B2: u, Magnitude in p.u.
Pol\POLPAICO (TRANSELEC) 500 kV B1: u, Magnitude in p.u.

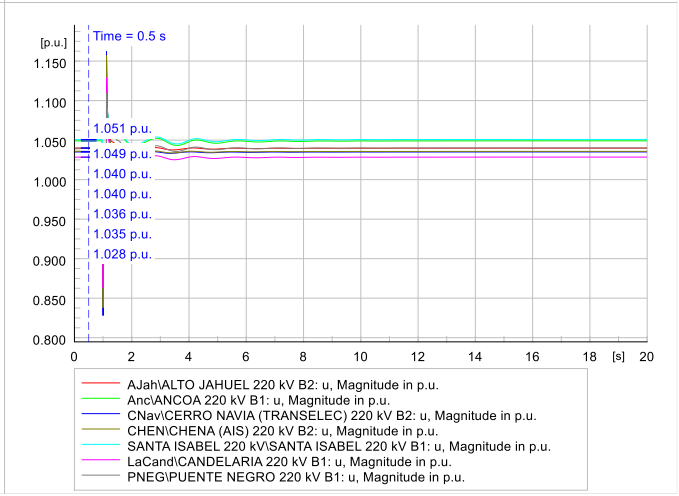
Time = 0.5 s
[p.u.]
1.150
1.100
1.050
1.000
0.950
0.900
0.850
0.800
1.051 p.u.
1.049 p.u.
1.040 p.u.
1.040 p.u.
1.036 p.u.
1.035 p.u.
1.028 p.u.
0
2
4
6
8
10
12
14
16
18
[s]
20
AJah\ALTO JAHUEL 220 kV B2: u, Magnitude in p.u.
Anc\ANCOA 220 kV B1: u, Magnitude in p.u.
CNav\CERRO NAVIA (TRANSELEC) 220 kV B2: u, Magnitude in p.u.
CHEN\CHENA (AIS) 220 kV B2: u, Magnitude in p.u.
SANTA ISABEL 220 kV\SANTA ISABEL 220 kV B1: u, Magnitude in p.u.
LaCand\CANDELARIA 220 kV B1: u, Magnitude in p.u.
PNEG\PUENTE NEGRO 220 kV B1: u, Magnitude in p.u.

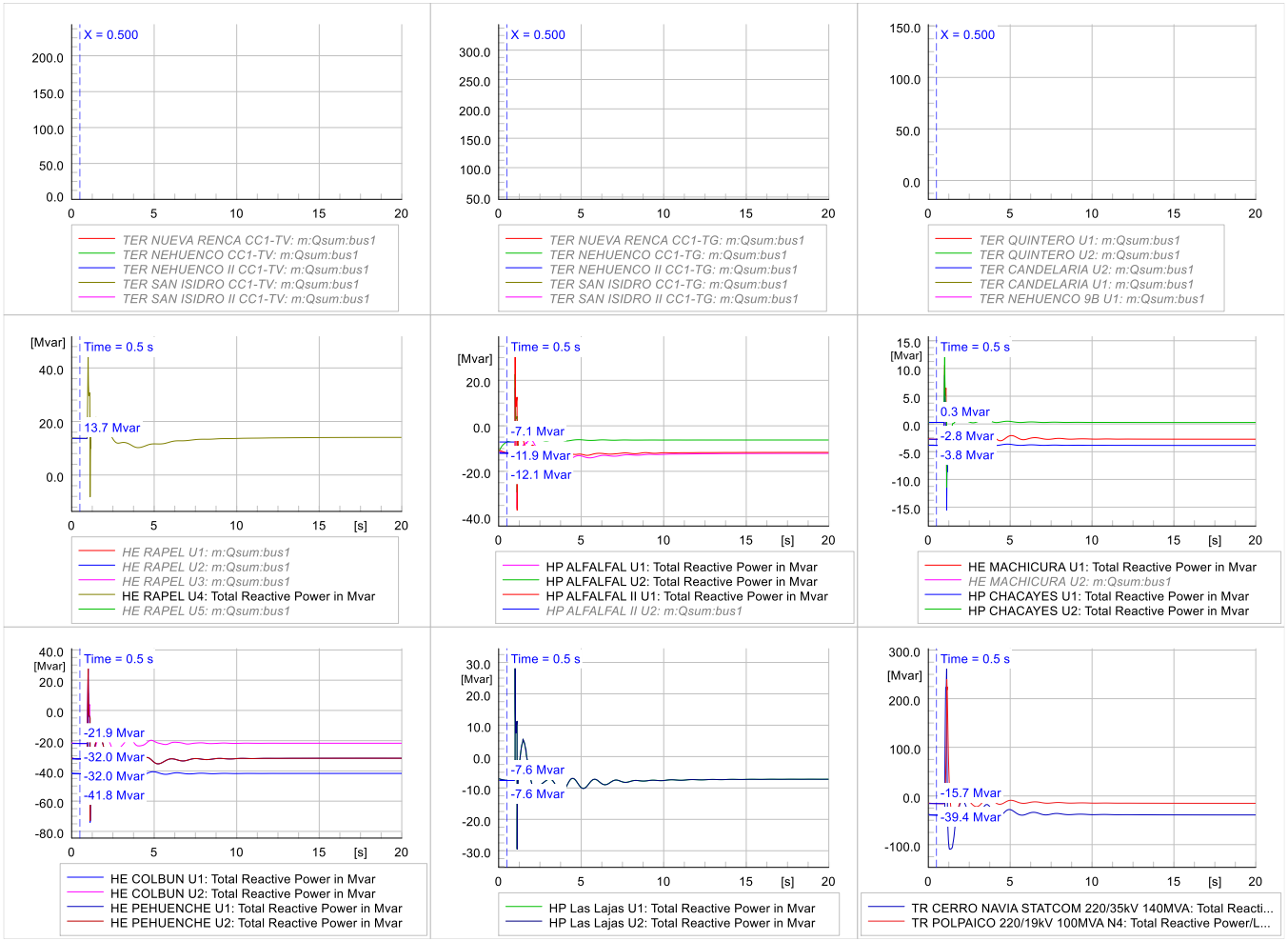
X = 0.500
TER NUEVA RENCA CC1-TV: m:Qsum:bus1
TER NEHUENCO CC1-TV: m:Qsum:bus1
TER NEHUENCO II CC1-TV: m:Qsum:bus1
TER SAN ISIDRO CC1-TV: m:Qsum:bus1
TER SAN ISIDRO II CC1-TV: m:Qsum:bus1
X = 0.500
TER NUEVA RENCA CC1-TG: m:Qsum:bus1
TER NEHUENCO CC1-TG: m:Qsum:bus1
TER NEHUENCO II CC1-TG: m:Qsum:bus1
TER SAN ISIDRO CC1-TG: m:Qsum:bus1
TER SAN ISIDRO II CC1-TG: m:Qsum:bus1
X = 0.500
TER QUINTERO U1: m:Qsum:bus1
TER QUINTERO U2: m:Qsum:bus1
TER CANDELARIA U2: m:Qsum:bus1
TER CANDELARIA U1: m:Qsum:bus1
TER NEHUENCO 9B U1: m:Qsum:bus1
[Mvar]
Time = 0.5 s
13.7 Mvar
HE RAPEL U1: m:Qsum:bus1
HE RAPEL U2: m:Qsum:bus1
HE RAPEL U3: m:Qsum:bus1
HE RAPEL U4: Total Reactive Power in Mvar
HE RAPEL U5: m:Qsum:bus1
[Mvar]
Time = 0.5 s
-7.1 Mvar
-11.9 Mvar
-12.1 Mvar
HP ALFALFAL U1: Total Reactive Power in Mvar
HP ALFALFAL U2: Total Reactive Power in Mvar
HP ALFALFAL II U1: Total Reactive Power in Mvar
HP ALFALFAL II U2: m:Qsum:bus1
[Mvar]
Time = 0.5 s
0.3 Mvar
-2.8 Mvar
-3.8 Mvar
HE MACHICURA U1: Total Reactive Power in Mvar
HE MACHICURA U2: m:Qsum:bus1
HP CHACAYES U1: Total Reactive Power in Mvar
HP CHACAYES U2: Total Reactive Power in Mvar
[Mvar]
Time = 0.5 s
-21.9 Mvar
-32.0 Mvar
-32.0 Mvar
-41.8 Mvar
HE COLBUN U1: Total Reactive Power in Mvar
HE COLBUN U2: Total Reactive Power in Mvar
HE PEHUENCHE U1: Total Reactive Power in Mvar
HE PEHUENCHE U2: Total Reactive Power in Mvar
[Mvar]
Time = 0.5 s
-7.6 Mvar
-7.6 Mvar
HP Las Lajas U1: Total Reactive Power in Mvar
HP Las Lajas U2: Total Reactive Power in Mvar
[Mvar]
Time = 0.5 s
-15.7 Mvar
-39.4 Mvar
TR CERRO NAVIA STATCOM 220/35kV 140MVA: Total Reacti...
TR POLPAICO 220/19kV 100MVA N4: Total Reactive Power/L...

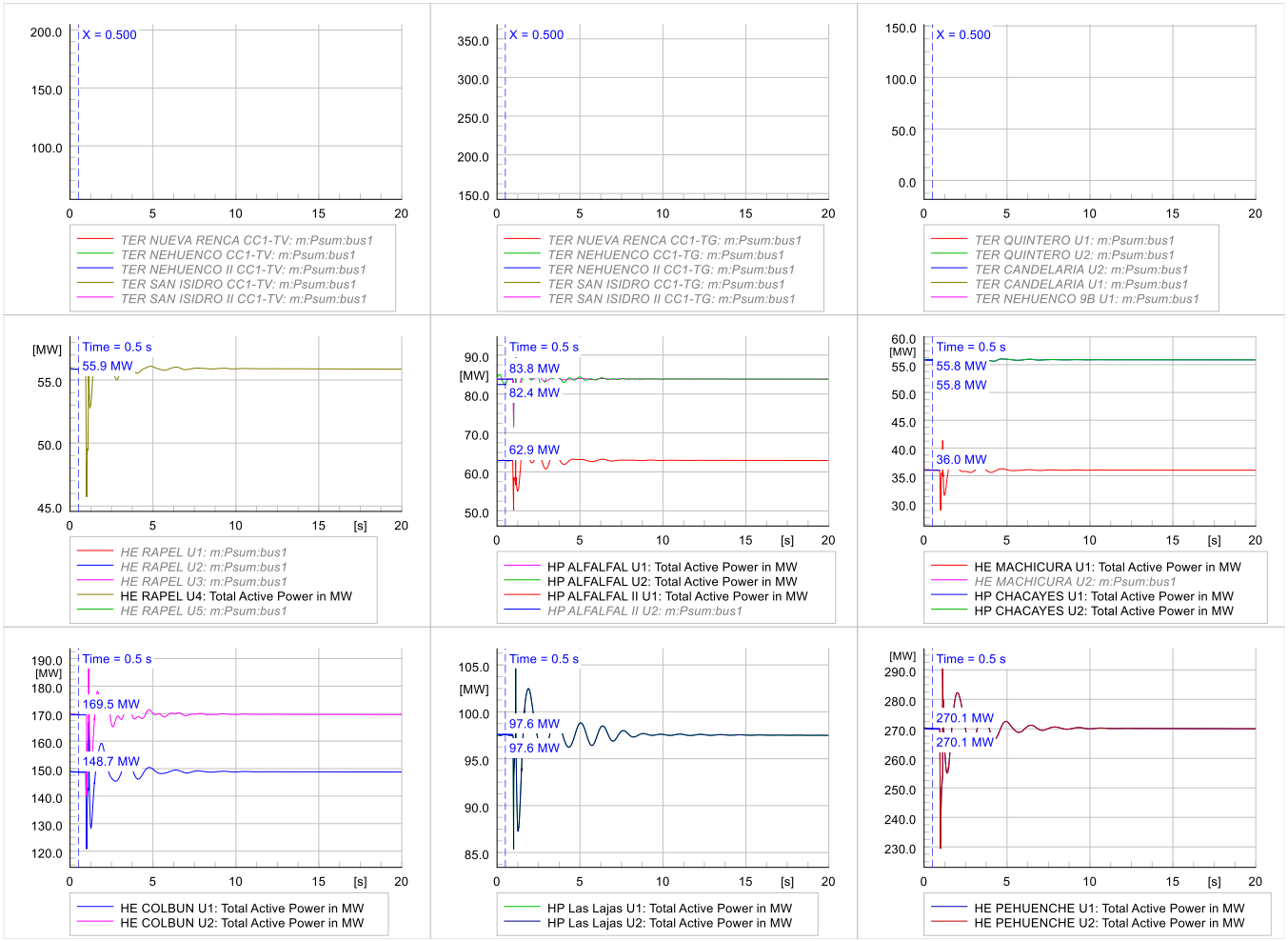
X = 0.500
TER NUEVA RENCA CC1-TV: m:Psum:bus1
TER NEHUENCO CC1-TV: m:Psum:bus1
TER NEHUENCO II CC1-TV: m:Psum:bus1
TER SAN ISIDRO CC1-TV: m:Psum:bus1
TER SAN ISIDRO II CC1-TV: m:Psum:bus1
X = 0.500
TER NUEVA RENCA CC1-TG: m:Psum:bus1
TER NEHUENCO CC1-TG: m:Psum:bus1
TER NEHUENCO II CC1-TG: m:Psum:bus1
TER SAN ISIDRO CC1-TG: m:Psum:bus1
TER SAN ISIDRO II CC1-TG: m:Psum:bus1
X = 0.500
TER QUINTERO U1: m:Psum:bus1
TER QUINTERO U2: m:Psum:bus1
TER CANDELARIA U2: m:Psum:bus1
TER CANDELARIA U1: m:Psum:bus1
TER NEHUENCO 9B U1: m:Psum:bus1
Time = 0.5 s
55.9 MW
HE RAPEL U1: m:Psum:bus1
HE RAPEL U2: m:Psum:bus1
HE RAPEL U3: m:Psum:bus1
HE RAPEL U4: Total Active Power in MW
HE RAPEL U5: m:Psum:bus1
Time = 0.5 s
83.8 MW
82.4 MW
62.9 MW
HP ALFALFAL U1: Total Active Power in MW
HP ALFALFAL U2: Total Active Power in MW
HP ALFALFAL II U1: Total Active Power in MW
HP ALFALFAL II U2: m:Psum:bus1
Time = 0.5 s
55.8 MW
55.8 MW
36.0 MW
HE MACHICURA U1: Total Active Power in MW
HE MACHICURA U2: m:Psum:bus1
HP CHACAYES U1: Total Active Power in MW
HP CHACAYES U2: Total Active Power in MW
Time = 0.5 s
169.5 MW
148.7 MW
HE COLBUN U1: Total Active Power in MW
HE COLBUN U2: Total Active Power in MW
Time = 0.5 s
97.6 MW
97.6 MW
HP Las Lajas U1: Total Active Power in MW
HP Las Lajas U2: Total Active Power in MW
Time = 0.5 s
270.1 MW
270.1 MW
HE PEHUENCHE U1: Total Active Power in MW
HE PEHUENCHE U2: Total Active Power in MW

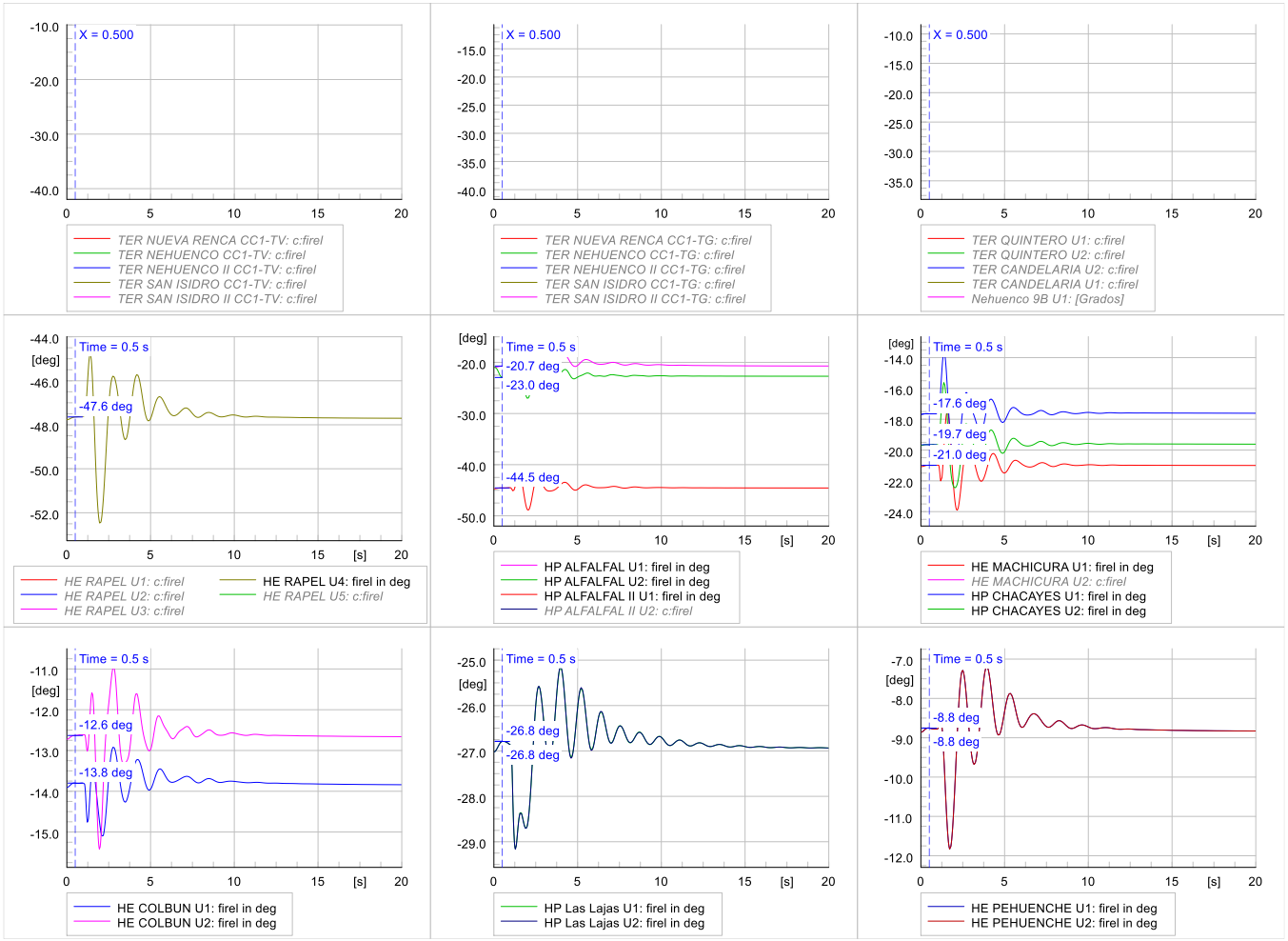
X = 0.500
TER NUEVA RENCA CC1-TV: c:firel
TER NEHUENCO CC1-TV: c:firel
TER NEHUENCO II CC1-TV: c:firel
TER SAN ISIDRO CC1-TV: c:firel
TER SAN ISIDRO II CC1-TV: c:firel
X = 0.500
TER NUEVA RENCA CC1-TG: c:firel
TER NEHUENCO CC1-TG: c:firel
TER NEHUENCO II CC1-TG: c:firel
TER SAN ISIDRO CC1-TG: c:firel
TER SAN ISIDRO II CC1-TG: c:firel
X = 0.500
TER QUINTERO U1: c:firel
TER QUINTERO U2: c:firel
TER CANDELARIA U2: c:firel
TER CANDELARIA U1: c:firel
Nehuenco 9B U1: [Grados]
Time = 0.5 s
-47.6 deg
HE RAPEL U1: c:firel
HE RAPEL U2: c:firel
HE RAPEL U3: c:firel
HE RAPEL U4: firel in deg
HE RAPEL U5: c:firel
Time = 0.5 s
-20.7 deg
-23.0 deg
-44.5 deg
HP ALFALFAL U1: firel in deg
HP ALFALFAL U2: firel in deg
HP ALFALFAL II U1: firel in deg
HP ALFALFAL II U2: c:firel
Time = 0.5 s
-17.6 deg
-19.7 deg
-21.0 deg
HE MACHICURA U1: firel in deg
HE MACHICURA U2: c:firel
HP CHACAYES U1: firel in deg
HP CHACAYES U2: firel in deg
Time = 0.5 s
-12.6 deg
-13.8 deg
HE COLBUN U1: firel in deg
HE COLBUN U2: firel in deg
Time = 0.5 s
-26.8 deg
-26.8 deg
HP Las Lajas U1: firel in deg
HP Las Lajas U2: firel in deg
Time = 0.5 s
-8.8 deg
-8.8 deg
HE PEHUENCHE U1: firel in deg
HE PEHUENCHE U2: firel in deg

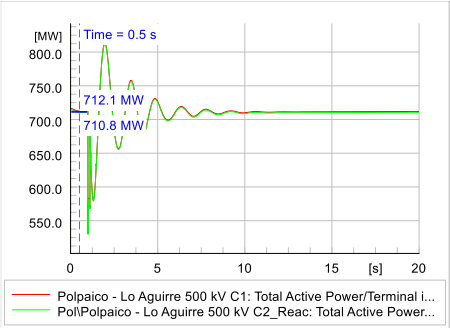
Time = 0.5 s
[MW]
712.1 MW
710.8 MW
Polpaico - Lo Aguirre 500 kV C1: Total Active Power/Terminal i...
Pol\Polpaico - Lo Aguirre 500 kV C2_Reac: Total Active Power...

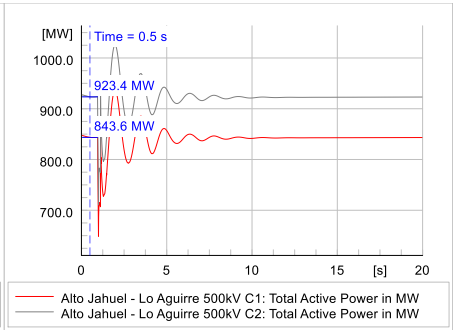
Time = 0.5 s
[MW]
923.4 MW
843.6 MW
Alto Jahuel - Lo Aguirre 500kV C1: Total Active Power in MW
Alto Jahuel - Lo Aguirre 500kV C2: Total Active Power in MW

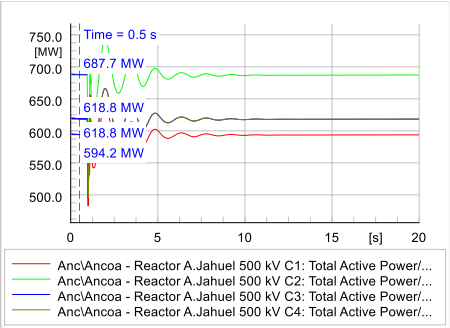
Time = 0.5 s
[MW]
687.7 MW
618.8 MW
618.8 MW
594.2 MW
Anc\Ancoa - Reactor A.Jahuel 500 kV C1: Total Active Power/...
Anc\Ancoa - Reactor A.Jahuel 500 kV C2: Total Active Power/...
Anc\Ancoa - Reactor A.Jahuel 500 kV C3: Total Active Power/...
Anc\Ancoa - Reactor A.Jahuel 500 kV C4: Total Active Power/...

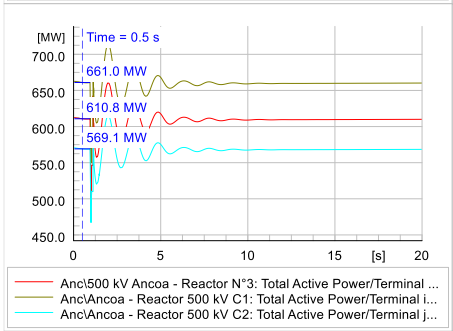
Time = 0.5 s
[MW]
661.0 MW
610.8 MW
569.1 MW
Anc\500 kV Ancoa - Reactor N°3: Total Active Power/Terminal ...
Anc\Ancoa - Reactor 500 kV C1: Total Active Power/Terminal i...
Anc\Ancoa - Reactor 500 kV C2: Total Active Power/Terminal j...

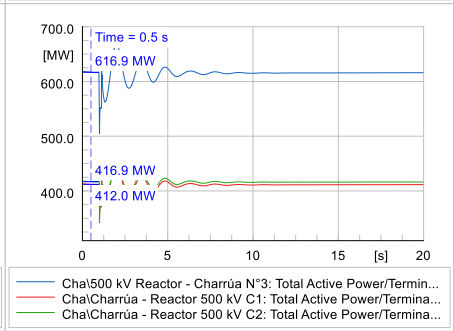
Time = 0.5 s
[MW]
616.9 MW
416.9 MW
412.0 MW
Cha\500 kV Reactor - Charrúa N°3: Total Active Power/Termin...
Cha\Charrúa - Reactor 500 kV C1: Total Active Power/Termina...
Cha\Charrúa - Reactor 500 kV C2: Total Active Power/Termina...

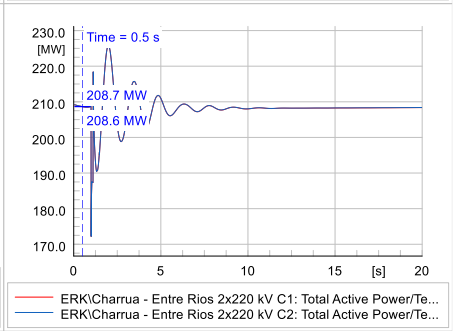
Time = 0.5 s
[MW]
208.7 MW
208.6 MW
ERK\Charrua - Entre Rios 2x220 kV C1: Total Active Power/Te...
ERK\Charrua - Entre Rios 2x220 kV C2: Total Active Power/Te...

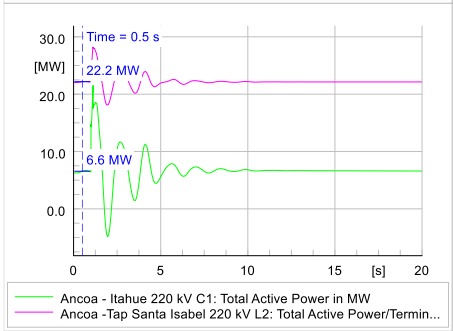
Time = 0.5 s
[MW]
22.2 MW
6.6 MW
Ancoa - Itahue 220 kV C1: Total Active Power in MW
Ancoa -Tap Santa Isabel 220 kV L2: Total Active Power/Termin...

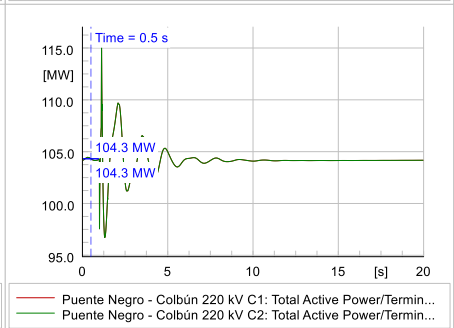
Time = 0.5 s
[MW]
104.3 MW
104.3 MW
Puente Negro - Colbún 220 kV C1: Total Active Power/Termin...
Puente Negro - Colbún 220 kV C2: Total Active Power/Termin...

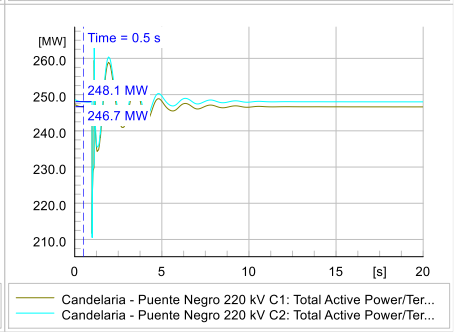
Time = 0.5 s
[MW]
248.1 MW
246.7 MW
Candelaria - Puente Negro 220 kV C1: Total Active Power/Ter...
Candelaria - Puente Negro 220 kV C2: Total Active Power/Ter...

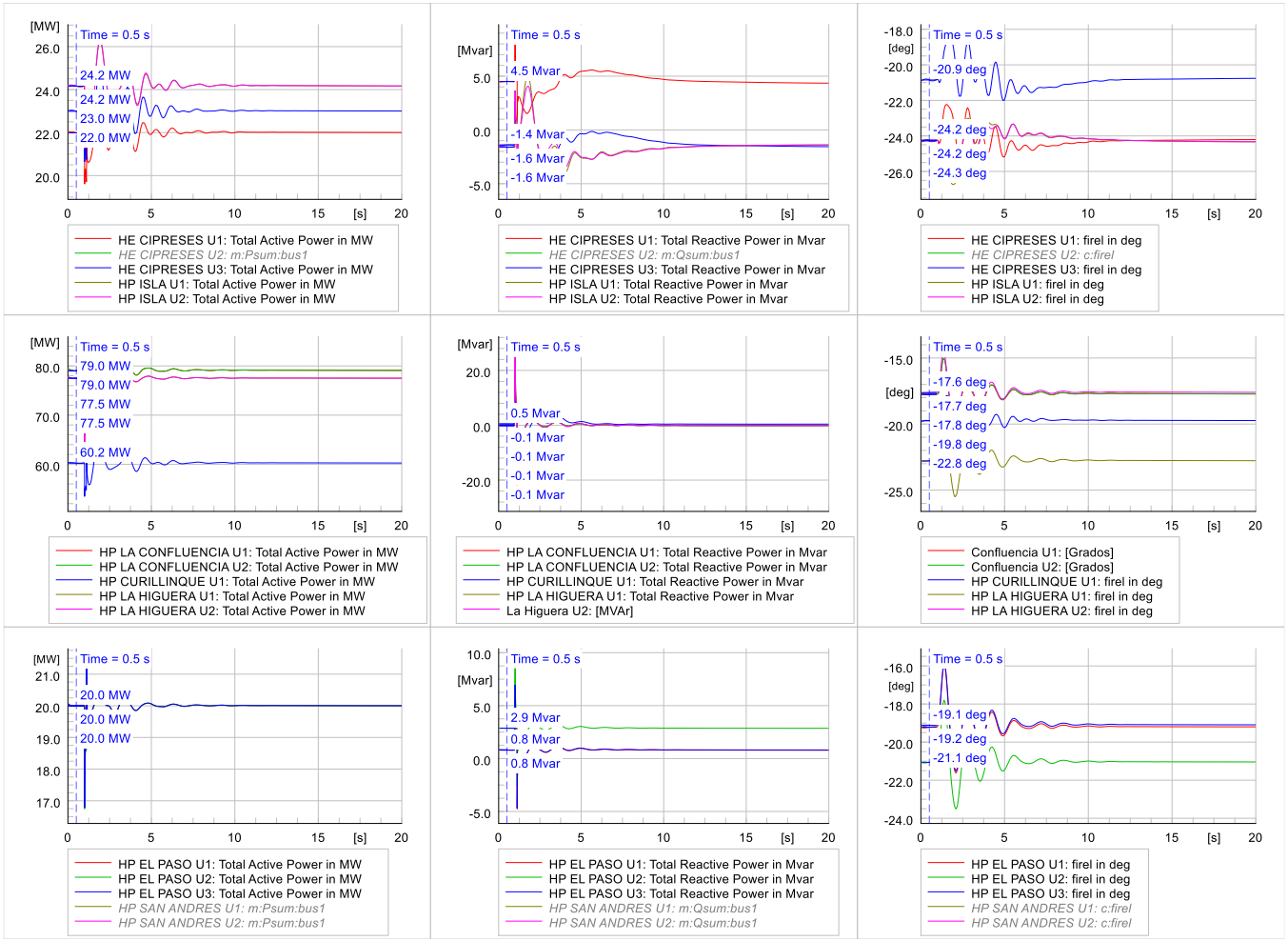
[MW]
Time = 0.5 s
24.2 MW
24.2 MW
23.0 MW
22.0 MW
HE CIPRESES U1: Total Active Power in MW
HE CIPRESES U2: m:Psum:bus1
HE CIPRESES U3: Total Active Power in MW
HP ISLA U1: Total Active Power in MW
HP ISLA U2: Total Active Power in MW
[Mvar]
4.5 Mvar
-1.4 Mvar
-1.6 Mvar
-1.6 Mvar
HE CIPRESES U1: Total Reactive Power in Mvar
HE CIPRESES U2: m:Qsum:bus1
HE CIPRESES U3: Total Reactive Power in Mvar
HP ISLA U1: Total Reactive Power in Mvar
HP ISLA U2: Total Reactive Power in Mvar
[deg]
-20.9 deg
-24.2 deg
-24.2 deg
-24.3 deg
HE CIPRESES U1: firel in deg
HE CIPRESES U2: c:firel
HE CIPRESES U3: firel in deg
HP ISLA U1: firel in deg
HP ISLA U2: firel in deg
79.0 MW
79.0 MW
77.5 MW
77.5 MW
60.2 MW
HP LA CONFLUENCIA U1: Total Active Power in MW
HP LA CONFLUENCIA U2: Total Active Power in MW
HP CURILLINQUE U1: Total Active Power in MW
HP LA HIGUERA U1: Total Active Power in MW
HP LA HIGUERA U2: Total Active Power in MW
0.5 Mvar
-0.1 Mvar
-0.1 Mvar
-0.1 Mvar
-0.1 Mvar
HP LA CONFLUENCIA U1: Total Reactive Power in Mvar
HP LA CONFLUENCIA U2: Total Reactive Power in Mvar
HP CURILLINQUE U1: Total Reactive Power in Mvar
HP LA HIGUERA U1: Total Reactive Power in Mvar
La Higuera U2: [MVAr]
-17.6 deg
-17.7 deg
-17.8 deg
-19.8 deg
-22.8 deg
Confluencia U1: [Grados]
Confluencia U2: [Grados]
HP CURILLINQUE U1: firel in deg
HP LA HIGUERA U1: firel in deg
HP LA HIGUERA U2: firel in deg
20.0 MW
20.0 MW
20.0 MW
HP EL PASO U1: Total Active Power in MW
HP EL PASO U2: Total Active Power in MW
HP EL PASO U3: Total Active Power in MW
HP SAN ANDRES U1: m:Psum:bus1
HP SAN ANDRES U2: m:Psum:bus1
2.9 Mvar
0.8 Mvar
0.8 Mvar
HP EL PASO U1: Total Reactive Power in Mvar
HP EL PASO U2: Total Reactive Power in Mvar
HP EL PASO U3: Total Reactive Power in Mvar
HP SAN ANDRES U1: m:Qsum:bus1
HP SAN ANDRES U2: m:Qsum:bus1
-19.1 deg
-19.2 deg
-21.1 deg
HP EL PASO U1: firel in deg
HP EL PASO U2: firel in deg
HP EL PASO U3: firel in deg
HP SAN ANDRES U1: c:firel
HP SAN ANDRES U2: c:firel

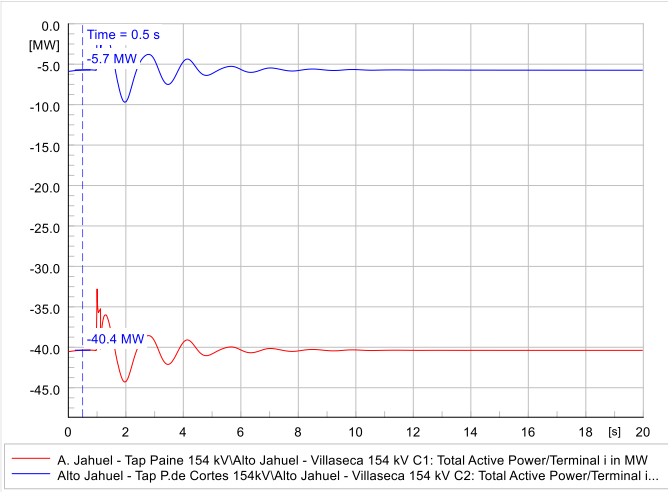
Time = 0.5 s
-5.7 MW
-40.4 MW
[MW]
[s]
A. Jahuel - Tap Paine 154 kV\Alto Jahuel - Villaseca 154 kV C1: Total Active Power/Terminal i in MW
Alto Jahuel - Tap P.de Cortes 154kV\Alto Jahuel - Villaseca 154 kV C2: Total Active Power/Terminal i...

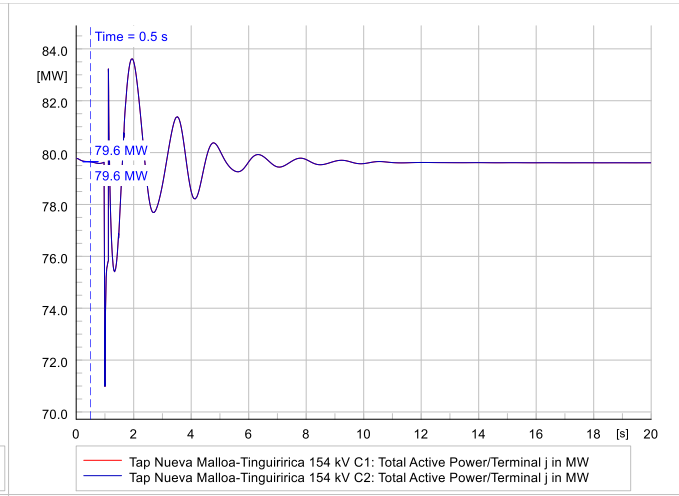
Time = 0.5 s
79.6 MW
79.6 MW
[MW]
[s]
Tap Nueva Malloa-Tinguiririca 154 kV C1: Total Active Power/Terminal j in MW
Tap Nueva Malloa-Tinguiririca 154 kV C2: Total Active Power/Terminal j in MW

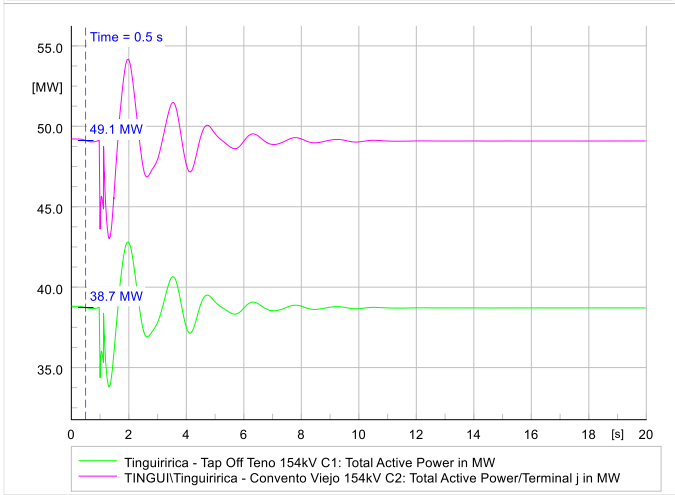
Time = 0.5 s
49.1 MW
38.7 MW
[MW]
[s]
Tinguiririca - Tap Off Teno 154kV C1: Total Active Power in MW
TINGUI\Tinguiririca - Convento Viejo 154kV C2: Total Active Power/Terminal j in MW

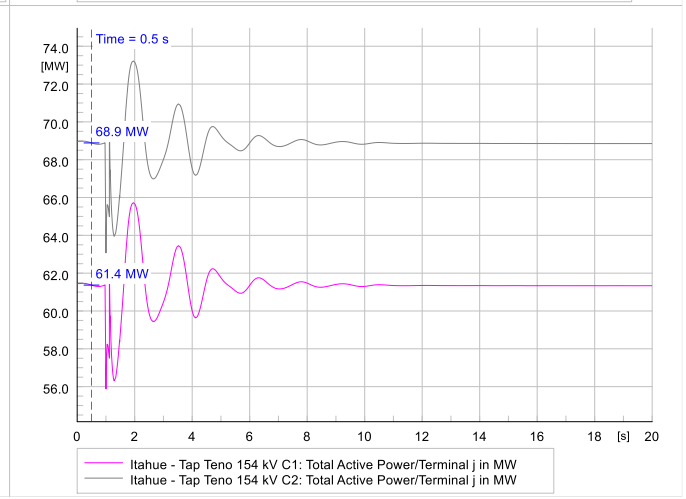
Time = 0.5 s
68.9 MW
61.4 MW
[MW]
[s]
Itahue - Tap Teno 154 kV C1: Total Active Power/Terminal j in MW
Itahue - Tap Teno 154 kV C2: Total Active Power/Terminal j in MW

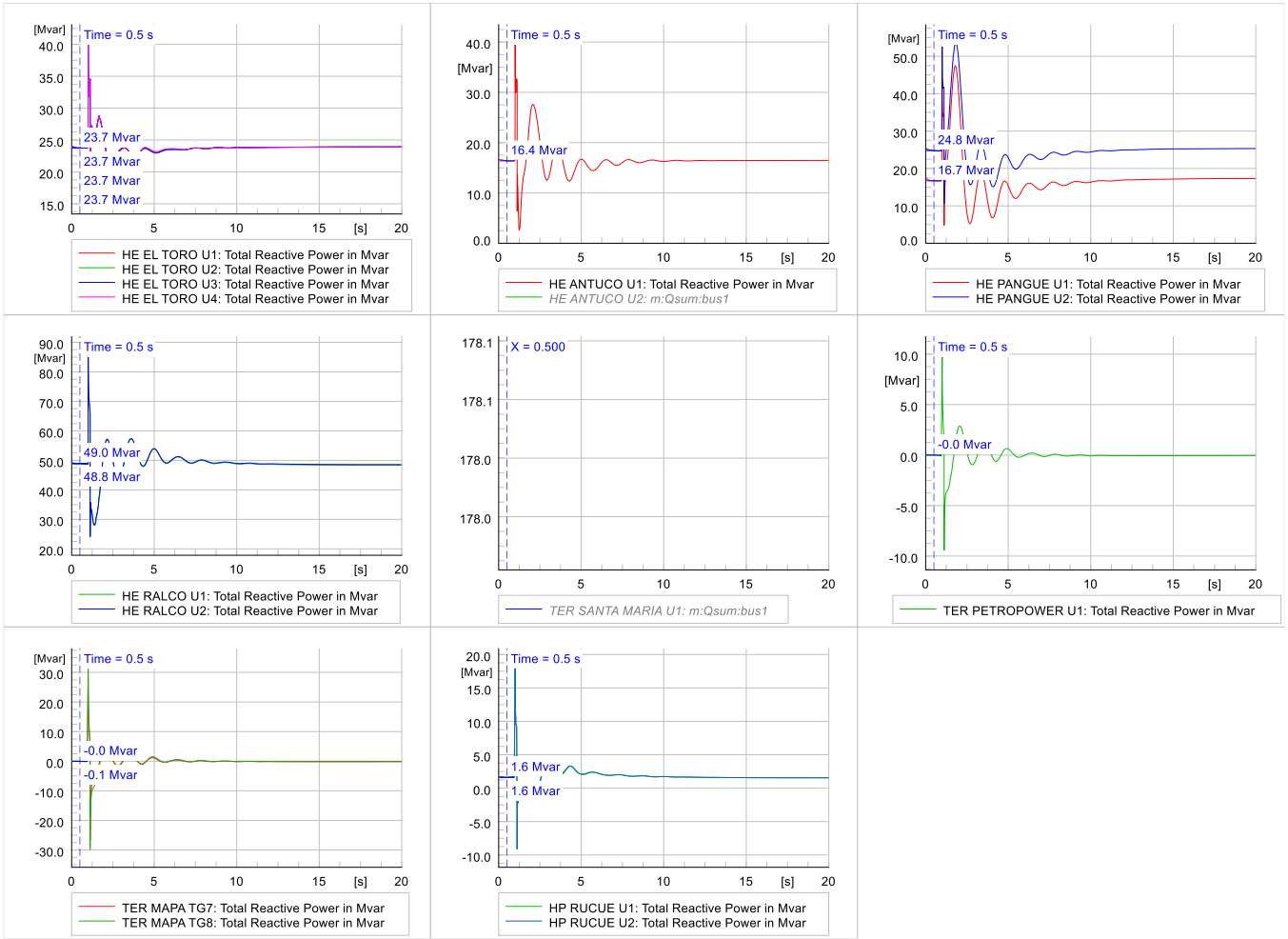
Time = 0.5 s
23.7 Mvar
23.7 Mvar
23.7 Mvar
23.7 Mvar
HE EL TORO U1: Total Reactive Power in Mvar
HE EL TORO U2: Total Reactive Power in Mvar
HE EL TORO U3: Total Reactive Power in Mvar
HE EL TORO U4: Total Reactive Power in Mvar
Time = 0.5 s
16.4 Mvar
HE ANTUCO U1: Total Reactive Power in Mvar
HE ANTUCO U2: m:Qsum:bus1
Time = 0.5 s
24.8 Mvar
16.7 Mvar
HE PANGUE U1: Total Reactive Power in Mvar
HE PANGUE U2: Total Reactive Power in Mvar
Time = 0.5 s
49.0 Mvar
48.8 Mvar
HE RALCO U1: Total Reactive Power in Mvar
HE RALCO U2: Total Reactive Power in Mvar
X = 0.500
TER SANTA MARIA U1: m:Qsum:bus1
Time = 0.5 s
-0.0 Mvar
TER PETROPOWER U1: Total Reactive Power in Mvar
Time = 0.5 s
-0.0 Mvar
-0.1 Mvar
TER MAPA TG7: Total Reactive Power in Mvar
TER MAPA TG8: Total Reactive Power in Mvar
Time = 0.5 s
1.6 Mvar
1.6 Mvar
HP RUCUE U1: Total Reactive Power in Mvar
HP RUCUE U2: Total Reactive Power in Mvar

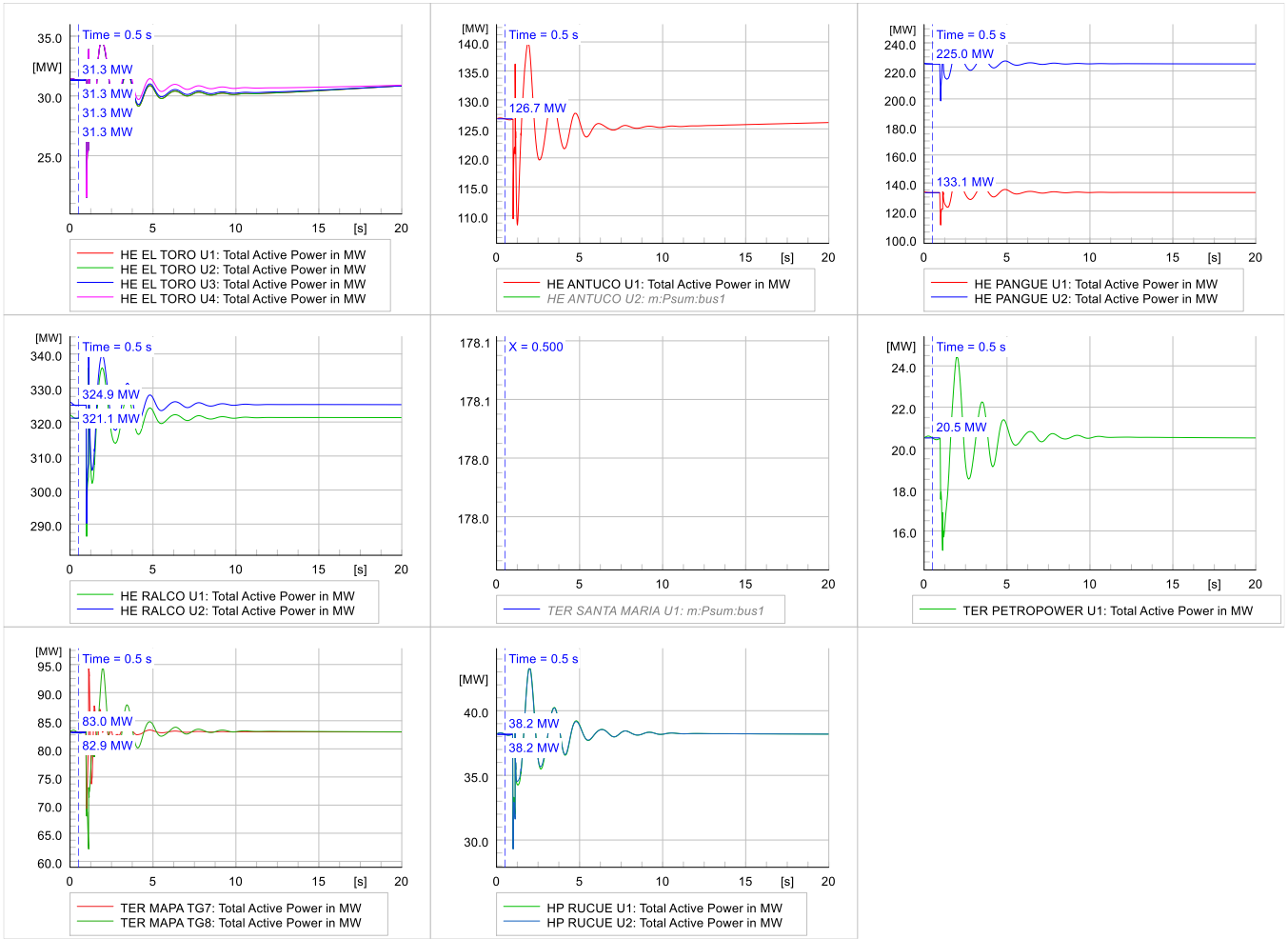
Time = 0.5 s
31.3 MW
31.3 MW
31.3 MW
31.3 MW
[MW]
[s]
HE EL TORO U1: Total Active Power in MW
HE EL TORO U2: Total Active Power in MW
HE EL TORO U3: Total Active Power in MW
HE EL TORO U4: Total Active Power in MW
Time = 0.5 s
126.7 MW
HE ANTUCO U1: Total Active Power in MW
HE ANTUCO U2: m:Psum:bus1
Time = 0.5 s
225.0 MW
133.1 MW
HE PANGUE U1: Total Active Power in MW
HE PANGUE U2: Total Active Power in MW
Time = 0.5 s
324.9 MW
321.1 MW
HE RALCO U1: Total Active Power in MW
HE RALCO U2: Total Active Power in MW
X = 0.500
TER SANTA MARIA U1: m:Psum:bus1
Time = 0.5 s
20.5 MW
TER PETROPOWER U1: Total Active Power in MW
Time = 0.5 s
83.0 MW
82.9 MW
TER MAPA TG7: Total Active Power in MW
TER MAPA TG8: Total Active Power in MW
Time = 0.5 s
38.2 MW
38.2 MW
HP RUCUE U1: Total Active Power in MW
HP RUCUE U2: Total Active Power in MW

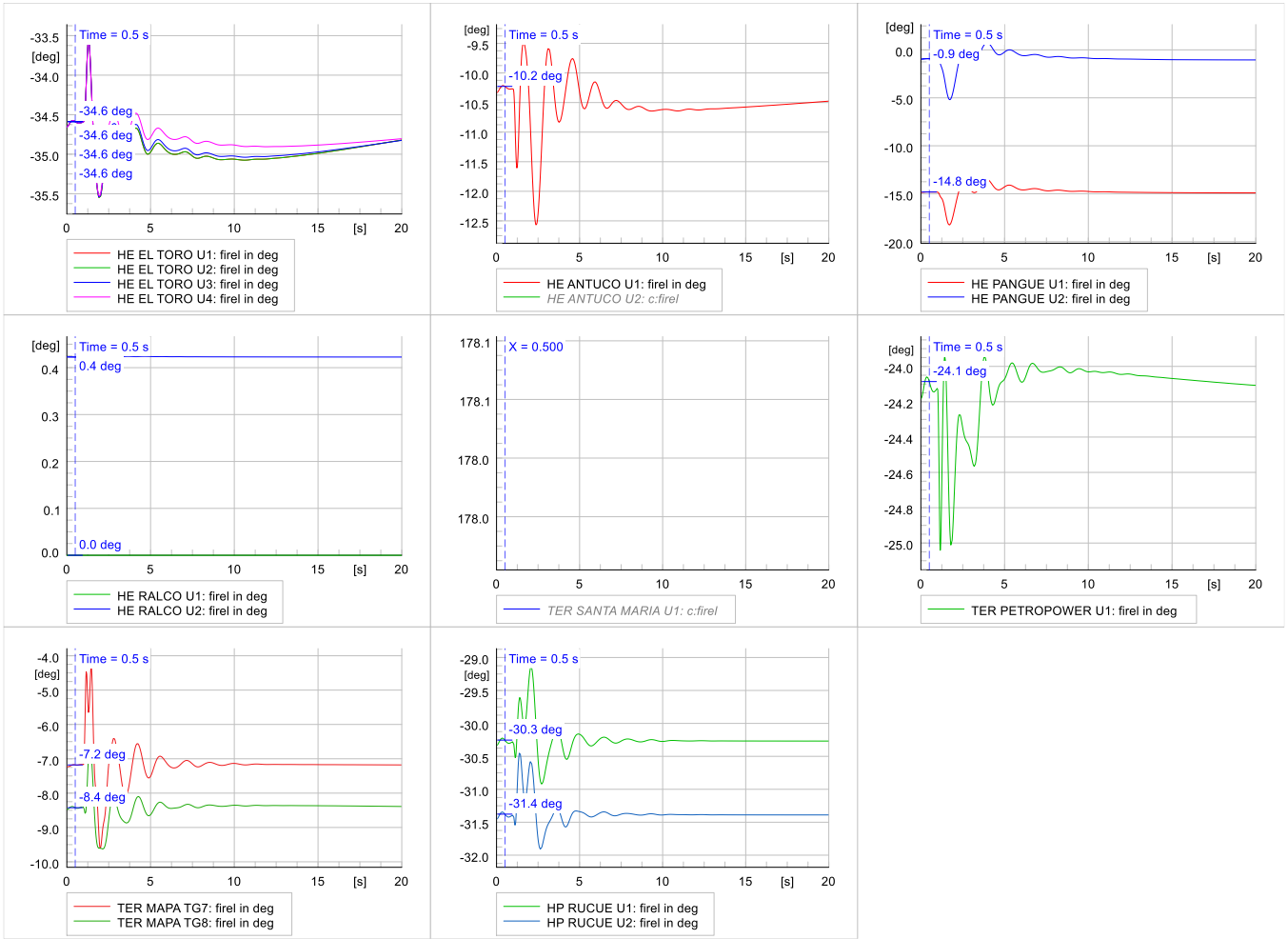
Time = 0.5 s
-34.6 deg
-34.6 deg
-34.6 deg
-34.6 deg
HE EL TORO U1: firel in deg
HE EL TORO U2: firel in deg
HE EL TORO U3: firel in deg
HE EL TORO U4: firel in deg
Time = 0.5 s
-10.2 deg
HE ANTUCO U1: firel in deg
HE ANTUCO U2: c:firel
Time = 0.5 s
-0.9 deg
-14.8 deg
HE PANGUE U1: firel in deg
HE PANGUE U2: firel in deg
Time = 0.5 s
0.4 deg
0.0 deg
HE RALCO U1: firel in deg
HE RALCO U2: firel in deg
X = 0.500
TER SANTA MARIA U1: c:firel
Time = 0.5 s
-24.1 deg
TER PETROPOWER U1: firel in deg
Time = 0.5 s
-7.2 deg
-8.4 deg
TER MAPA TG7: firel in deg
TER MAPA TG8: firel in deg
Time = 0.5 s
-30.3 deg
-31.4 deg
HP RUCUE U1: firel in deg
HP RUCUE U2: firel in deg

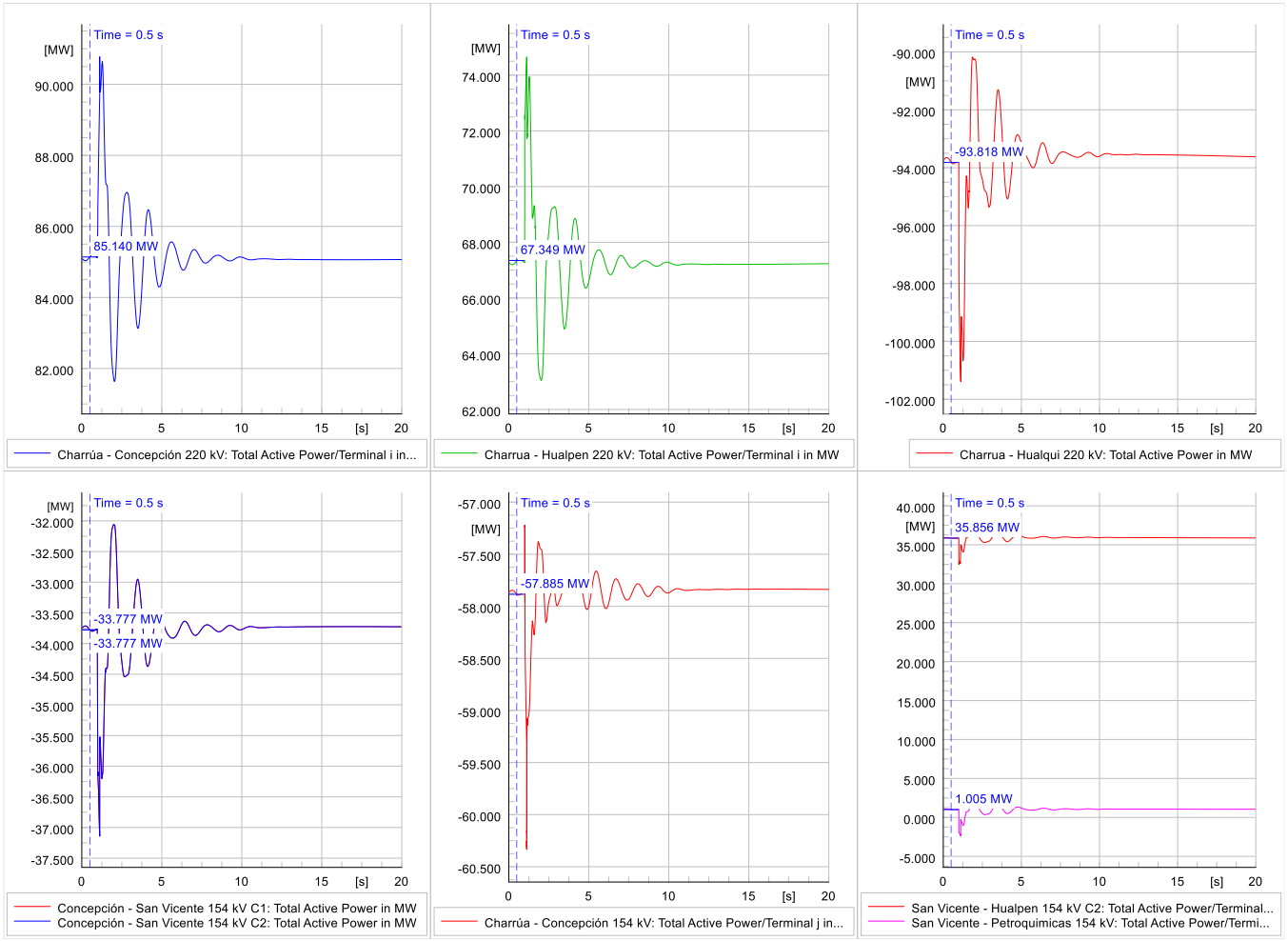
Time = 0.5 s
[MW]
85.140 MW
Charrúa - Concepción 220 kV: Total Active Power/Terminal i in...
Time = 0.5 s
[MW]
67.349 MW
Charrua - Hualpen 220 kV: Total Active Power/Terminal i in MW
Time = 0.5 s
[MW]
-93.818 MW
Charrua - Hualqui 220 kV: Total Active Power in MW
Time = 0.5 s
[MW]
-33.777 MW
-33.777 MW
Concepción - San Vicente 154 kV C1: Total Active Power in MW
Concepción - San Vicente 154 kV C2: Total Active Power in MW
Time = 0.5 s
[MW]
-57.885 MW
Charrúa - Concepción 154 kV: Total Active Power/Terminal j in...
Time = 0.5 s
[MW]
35.856 MW
1.005 MW
San Vicente - Hualpen 154 kV C2: Total Active Power/Terminal...
San Vicente - Petroquimicas 154 kV: Total Active Power/Termi...

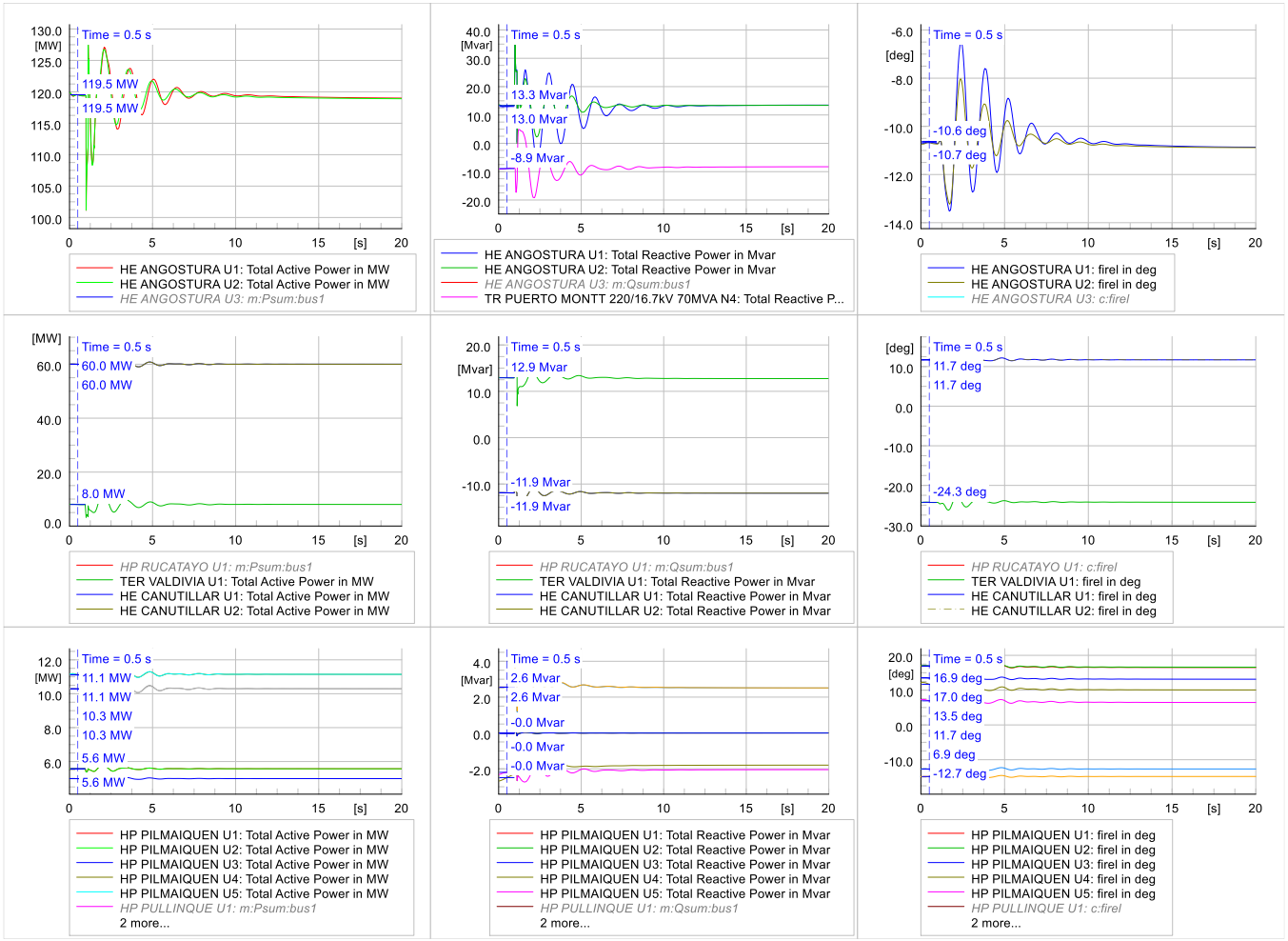
Time = 0.5 s
119.5 MW
119.5 MW
HE ANGOSTURA U1: Total Active Power in MW
HE ANGOSTURA U2: Total Active Power in MW
HE ANGOSTURA U3: m:Psum:bus1
13.3 Mvar
13.0 Mvar
-8.9 Mvar
HE ANGOSTURA U1: Total Reactive Power in Mvar
HE ANGOSTURA U2: Total Reactive Power in Mvar
HE ANGOSTURA U3: m:Qsum:bus1
TR PUERTO MONTT 220/16.7kV 70MVA N4: Total Reactive P...
-10.6 deg
-10.7 deg
HE ANGOSTURA U1: firel in deg
HE ANGOSTURA U2: firel in deg
HE ANGOSTURA U3: c:firel
60.0 MW
60.0 MW
8.0 MW
HP RUCATAYO U1: m:Psum:bus1
TER VALDIVIA U1: Total Active Power in MW
HE CANUTILLAR U1: Total Active Power in MW
HE CANUTILLAR U2: Total Active Power in MW
12.9 Mvar
-11.9 Mvar
-11.9 Mvar
HP RUCATAYO U1: m:Qsum:bus1
TER VALDIVIA U1: Total Reactive Power in Mvar
HE CANUTILLAR U1: Total Reactive Power in Mvar
HE CANUTILLAR U2: Total Reactive Power in Mvar
11.7 deg
11.7 deg
-24.3 deg
HP RUCATAYO U1: c:firel
TER VALDIVIA U1: firel in deg
HE CANUTILLAR U1: firel in deg
HE CANUTILLAR U2: firel in deg
11.1 MW
11.1 MW
10.3 MW
10.3 MW
5.6 MW
5.6 MW
HP PILMAIQUEN U1: Total Active Power in MW
HP PILMAIQUEN U2: Total Active Power in MW
HP PILMAIQUEN U3: Total Active Power in MW
HP PILMAIQUEN U4: Total Active Power in MW
HP PILMAIQUEN U5: Total Active Power in MW
HP PULLINQUE U1: m:Psum:bus1
2 more...
2.6 Mvar
2.6 Mvar
-0.0 Mvar
-0.0 Mvar
-0.0 Mvar
HP PILMAIQUEN U1: Total Reactive Power in Mvar
HP PILMAIQUEN U2: Total Reactive Power in Mvar
HP PILMAIQUEN U3: Total Reactive Power in Mvar
HP PILMAIQUEN U4: Total Reactive Power in Mvar
HP PILMAIQUEN U5: Total Reactive Power in Mvar
HP PULLINQUE U1: m:Qsum:bus1
2 more...
16.9 deg
17.0 deg
13.5 deg
11.7 deg
6.9 deg
-12.7 deg
HP PILMAIQUEN U1: firel in deg
HP PILMAIQUEN U2: firel in deg
HP PILMAIQUEN U3: firel in deg
HP PILMAIQUEN U4: firel in deg
HP PILMAIQUEN U5: firel in deg
HP PULLINQUE U1: c:firel
2 more...

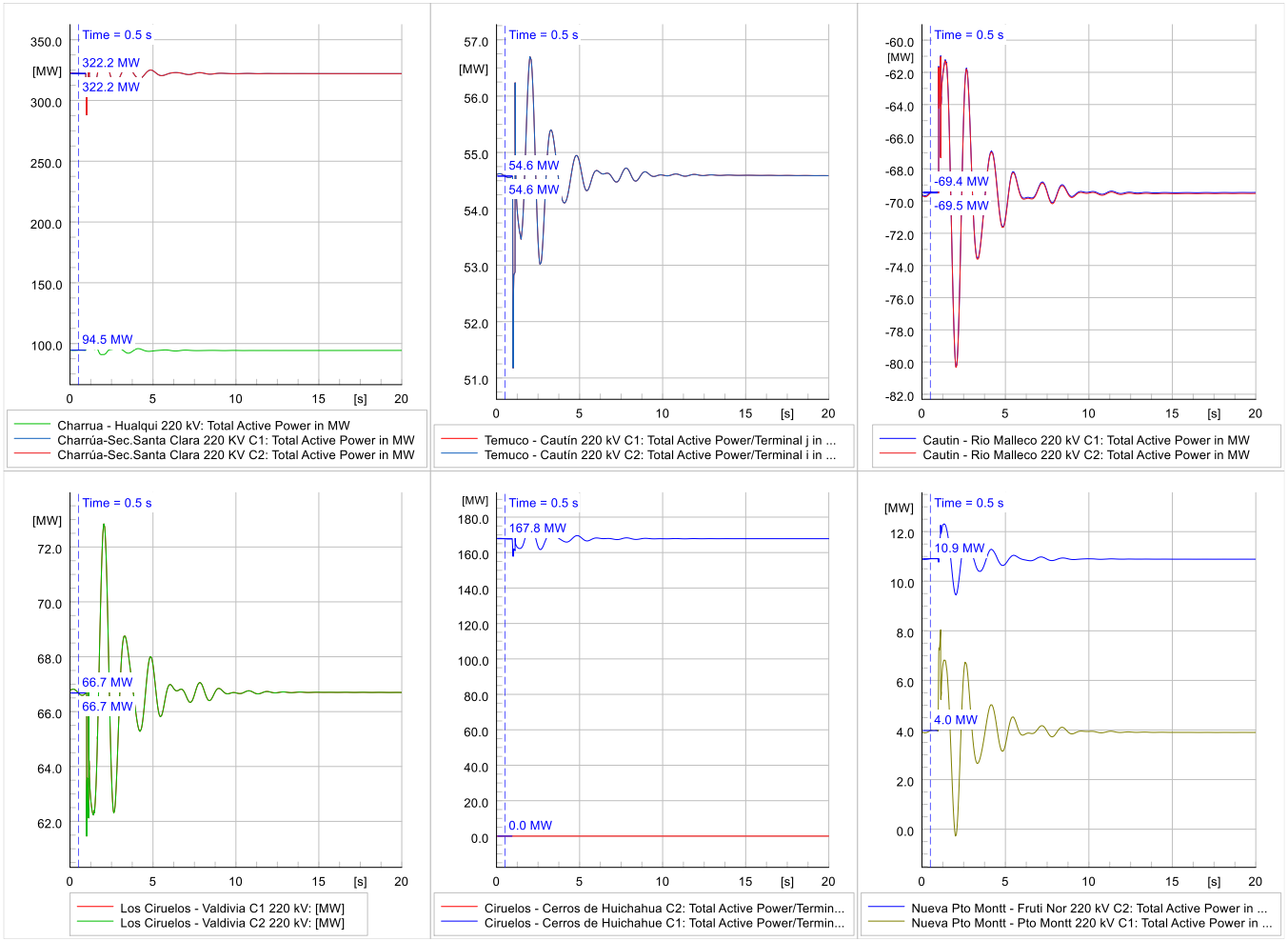
Time = 0.5 s
322.2 MW
322.2 MW
94.5 MW
[MW]
[s]
Charrua - Hualqui 220 kV: Total Active Power in MW
Charrúa-Sec.Santa Clara 220 KV C1: Total Active Power in MW
Charrúa-Sec.Santa Clara 220 KV C2: Total Active Power in MW
54.6 MW
54.6 MW
Temuco - Cautín 220 kV C1: Total Active Power/Terminal j in ...
Temuco - Cautín 220 kV C2: Total Active Power/Terminal i in ...
-69.4 MW
-69.5 MW
Cautin - Rio Malleco 220 kV C1: Total Active Power in MW
Cautin - Rio Malleco 220 kV C2: Total Active Power in MW
66.7 MW
66.7 MW
Los Ciruelos - Valdivia C1 220 kV: [MW]
Los Ciruelos - Valdivia C2 220 kV: [MW]
167.8 MW
0.0 MW
Ciruelos - Cerros de Huichahua C2: Total Active Power/Termin...
Ciruelos - Cerros de Huichahue C1: Total Active Power/Termin...
10.9 MW
4.0 MW
Nueva Pto Montt - Fruti Nor 220 kV C2: Total Active Power in ...
Nueva Pto Montt - Pto Montt 220 kV C1: Total Active Power in ...

17.11 E4 2024_12_09 DB 5 Hrs.- Nueva Pan de Azúcar - Polpaico 500kV

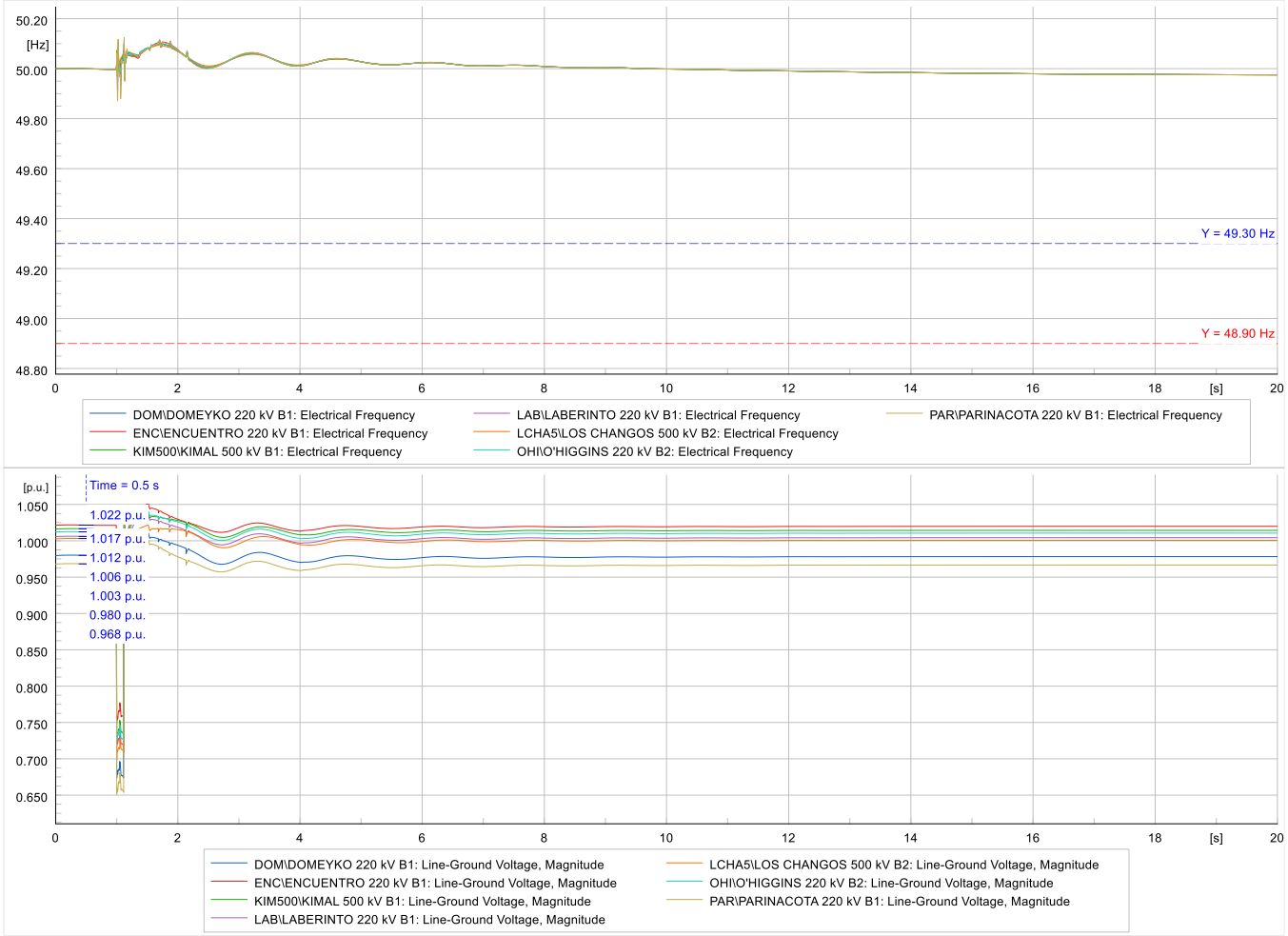

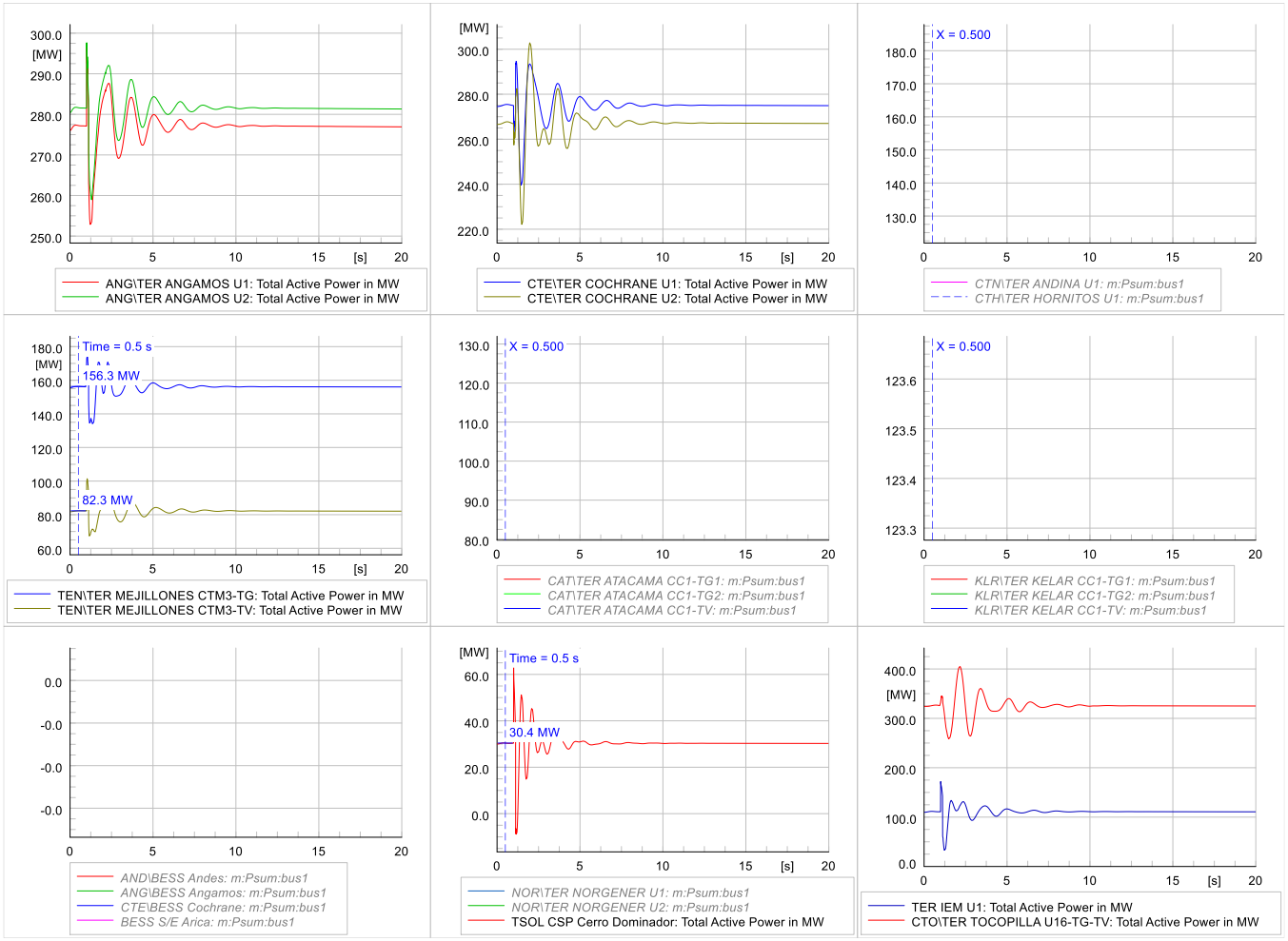
ANG\TER ANGAMOS U1: Total Active Power in MW
ANG\TER ANGAMOS U2: Total Active Power in MW
CTE\TER COCHRANE U1: Total Active Power in MW
CTE\TER COCHRANE U2: Total Active Power in MW
X = 0.500
CTN\TER ANDINA U1: m:Psum:bus1
CTH\TER HORNITOS U1: m:Psum:bus1
Time = 0.5 s
156.3 MW
82.3 MW
TEN\TER MEJILLONES CTM3-TG: Total Active Power in MW
TEN\TER MEJILLONES CTM3-TV: Total Active Power in MW
CAT\TER ATACAMA CC1-TG1: m:Psum:bus1
CAT\TER ATACAMA CC1-TG2: m:Psum:bus1
CAT\TER ATACAMA CC1-TV: m:Psum:bus1
KLR\TER KELAR CC1-TG1: m:Psum:bus1
KLR\TER KELAR CC1-TG2: m:Psum:bus1
KLR\TER KELAR CC1-TV: m:Psum:bus1
AND\BESS Andes: m:Psum:bus1
ANG\BESS Angamos: m:Psum:bus1
CTE\BESS Cochrane: m:Psum:bus1
BESS S/E Arica: m:Psum:bus1
30.4 MW
NOR\TER NORGENER U1: m:Psum:bus1
NOR\TER NORGENER U2: m:Psum:bus1
TSOL CSP Cerro Dominador: Total Active Power in MW
TER IEM U1: Total Active Power in MW
CTO\TER TOCOPILLA U16-TG-TV: Total Active Power in MW

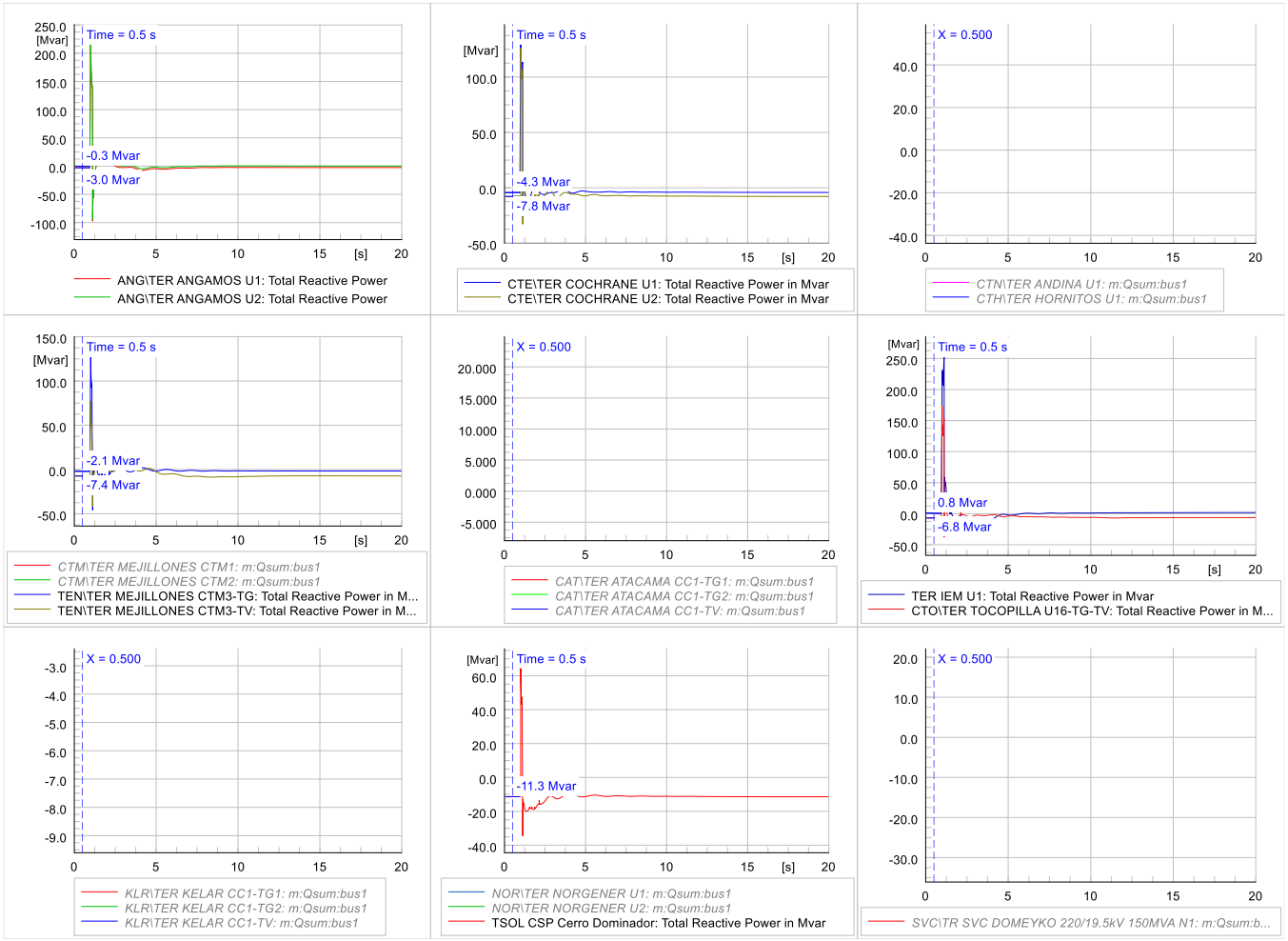
Time = 0.5 s
-0.3 Mvar
-3.0 Mvar
ANG\TER ANGAMOS U1: Total Reactive Power
ANG\TER ANGAMOS U2: Total Reactive Power
Time = 0.5 s
-4.3 Mvar
-7.8 Mvar
CTE\TER COCHRANE U1: Total Reactive Power in Mvar
CTE\TER COCHRANE U2: Total Reactive Power in Mvar
X = 0.500
CTN\TER ANDINA U1: m:Qsum:bus1
CTH\TER HORNITOS U1: m:Qsum:bus1
Time = 0.5 s
-2.1 Mvar
-7.4 Mvar
CTM\TER MEJILLONES CTM1: m:Qsum:bus1
CTM\TER MEJILLONES CTM2: m:Qsum:bus1
TEN\TER MEJILLONES CTM3-TG: Total Reactive Power in M...
TEN\TER MEJILLONES CTM3-TV: Total Reactive Power in M...
X = 0.500
CAT\TER ATACAMA CC1-TG1: m:Qsum:bus1
CAT\TER ATACAMA CC1-TG2: m:Qsum:bus1
CAT\TER ATACAMA CC1-TV: m:Qsum:bus1
Time = 0.5 s
0.8 Mvar
-6.8 Mvar
TER IEM U1: Total Reactive Power in Mvar
CTO\TER TOCOPILLA U16-TG-TV: Total Reactive Power in M...
X = 0.500
KLR\TER KELAR CC1-TG1: m:Qsum:bus1
KLR\TER KELAR CC1-TG2: m:Qsum:bus1
KLR\TER KELAR CC1-TV: m:Qsum:bus1
Time = 0.5 s
-11.3 Mvar
NOR\TER NORGENER U1: m:Qsum:bus1
NOR\TER NORGENER U2: m:Qsum:bus1
TSOL CSP Cerro Dominador: Total Reactive Power in Mvar
X = 0.500
SVC\TR SVC DOMEYKO 220/19.5kV 150MVA N1: m:Qsum:b...

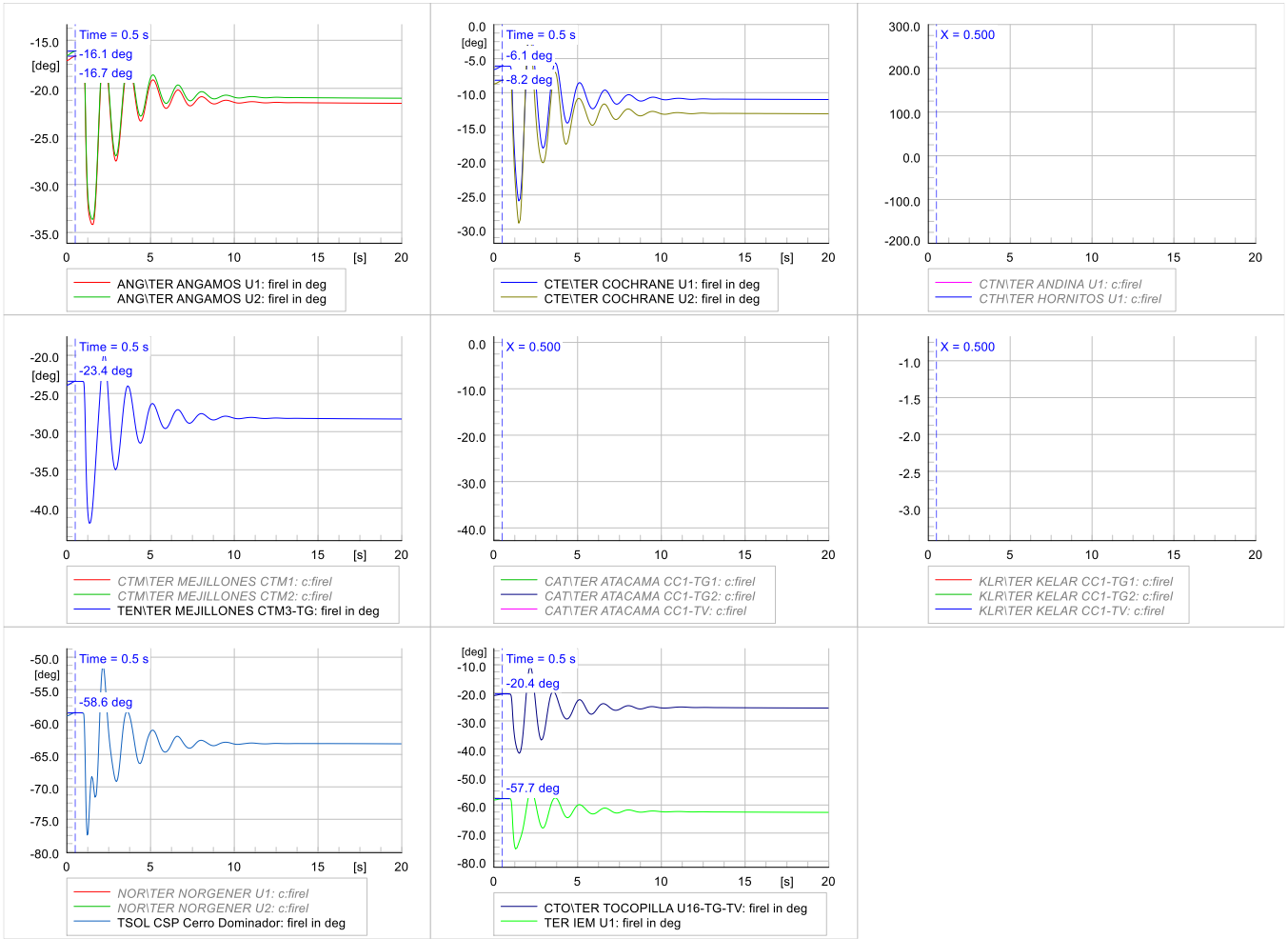
Time = 0.5 s
-16.1 deg
-16.7 deg
[deg]
[s]
ANG\TER ANGAMOS U1: firel in deg
ANG\TER ANGAMOS U2: firel in deg
Time = 0.5 s
-6.1 deg
-8.2 deg
CTE\TER COCHRANE U1: firel in deg
CTE\TER COCHRANE U2: firel in deg
X = 0.500
CTN\TER ANDINA U1: c:firel
CTH\TER HORNITOS U1: c:firel
Time = 0.5 s
-23.4 deg
CTM\TER MEJILLONES CTM1: c:firel
CTM\TER MEJILLONES CTM2: c:firel
TEN\TER MEJILLONES CTM3-TG: firel in deg
X = 0.500
CAT\TER ATACAMA CC1-TG1: c:firel
CAT\TER ATACAMA CC1-TG2: c:firel
CAT\TER ATACAMA CC1-TV: c:firel
X = 0.500
KLR\TER KELAR CC1-TG1: c:firel
KLR\TER KELAR CC1-TG2: c:firel
KLR\TER KELAR CC1-TV: c:firel
Time = 0.5 s
-58.6 deg
NOR\TER NORGENER U1: c:firel
NOR\TER NORGENER U2: c:firel
TSOL CSP Cerro Dominador: firel in deg
Time = 0.5 s
-20.4 deg
-57.7 deg
CTO\TER TOCOPILLA U16-TG-TV: firel in deg
TER IEM U1: firel in deg

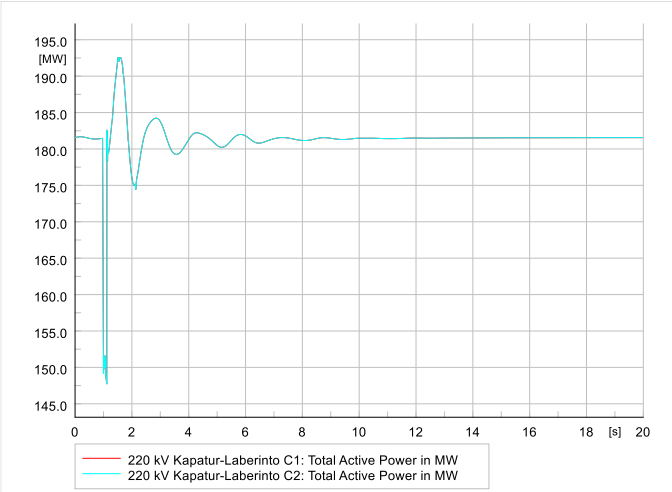
195.0
[MW]
190.0
185.0
180.0
175.0
170.0
165.0
160.0
155.0
150.0
145.0
0 2 4 6 8 10 12 14 16 18 [s] 20
220 kV Kapatur-Laberinto C1: Total Active Power in MW
220 kV Kapatur-Laberinto C2: Total Active Power in MW

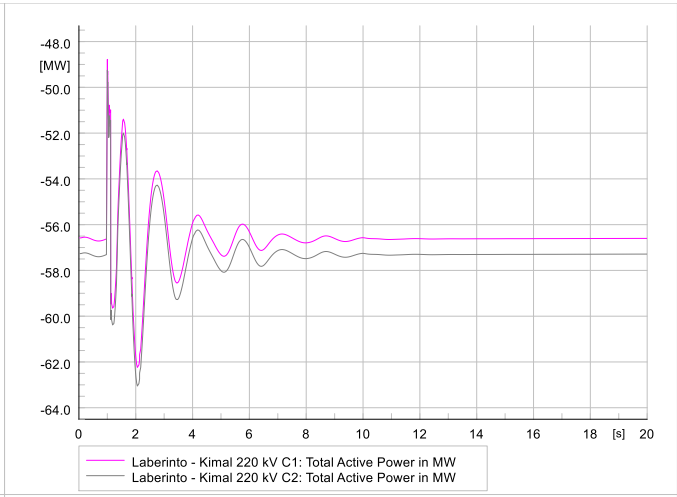
-48.0
[MW]
-50.0
-52.0
-54.0
-56.0
-58.0
-60.0
-62.0
-64.0
0 2 4 6 8 10 12 14 16 18 [s] 20
Laberinto - Kimal 220 kV C1: Total Active Power in MW
Laberinto - Kimal 220 kV C2: Total Active Power in MW

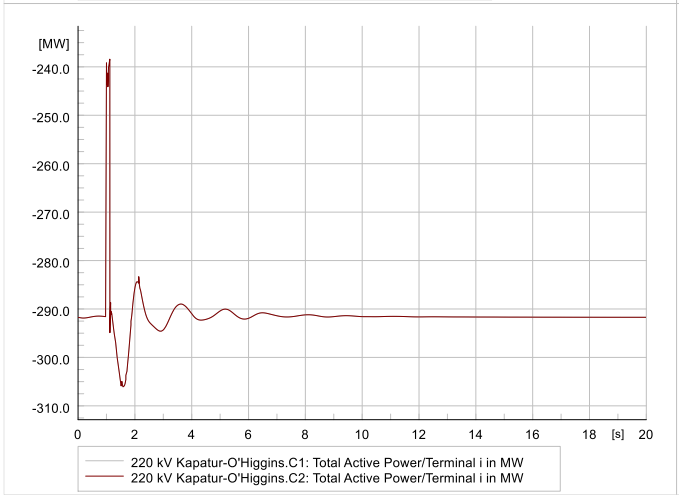
[MW]
-240.0
-250.0
-260.0
-270.0
-280.0
-290.0
-300.0
-310.0
0 2 4 6 8 10 12 14 16 18 [s] 20
220 kV Kapatur-O'Higgins.C1: Total Active Power/Terminal i in MW
220 kV Kapatur-O'Higgins.C2: Total Active Power/Terminal i in MW

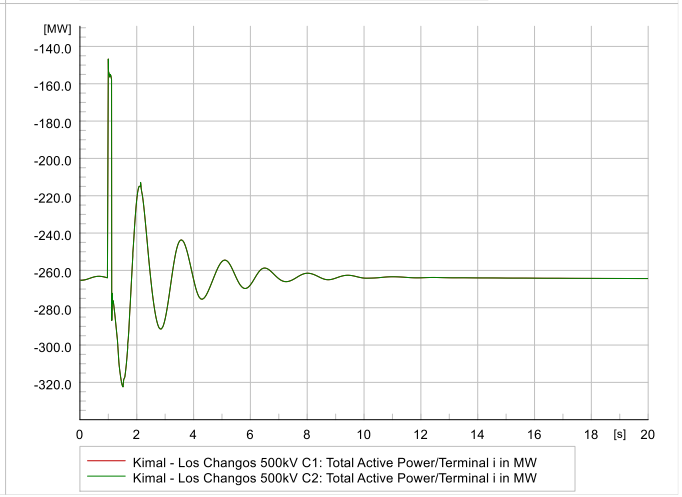
[MW]
-140.0
-160.0
-180.0
-200.0
-220.0
-240.0
-260.0
-280.0
-300.0
-320.0
0 2 4 6 8 10 12 14 16 18 [s] 20
Kimal - Los Changos 500kV C1: Total Active Power/Terminal i in MW
Kimal - Los Changos 500kV C2: Total Active Power/Terminal i in MW

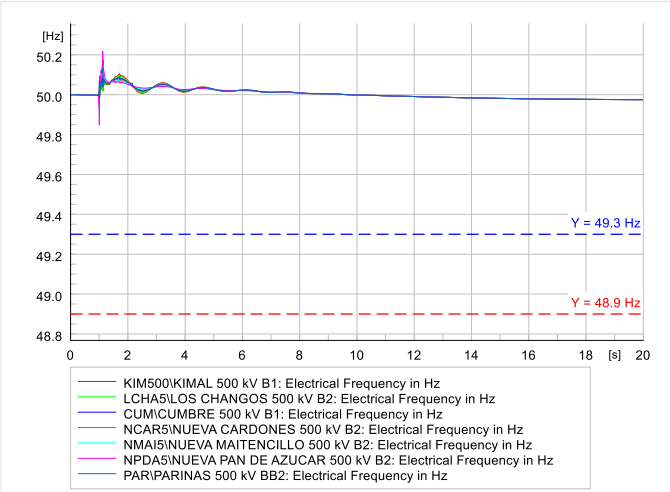
[Hz]
50.2
50.0
49.8
49.6
49.4
49.2
49.0
48.8
Y = 49.3 Hz
Y = 48.9 Hz
0 2 4 6 8 10 12 14 16 18 [s] 20
KIM500\KIMAL 500 kV B1: Electrical Frequency in Hz
LCHA5\LOS CHANGOS 500 kV B2: Electrical Frequency in Hz
CUM\CUMBRE 500 kV B1: Electrical Frequency in Hz
NCAR5\NUEVA CARDONES 500 kV B2: Electrical Frequency in Hz
NMAI5\NUEVA MAITENCILLO 500 kV B2: Electrical Frequency in Hz
NPDA5\NUEVA PAN DE AZUCAR 500 kV B2: Electrical Frequency in Hz
PAR\PARINAS 500 kV BB2: Electrical Frequency in Hz

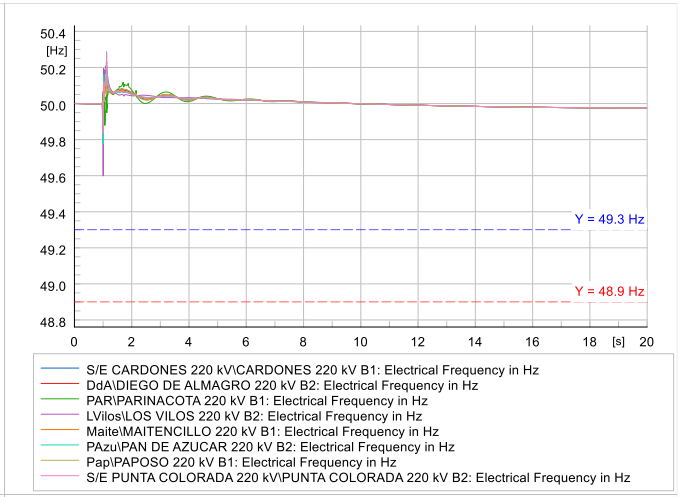
50.4
[Hz]
50.2
50.0
49.8
49.6
49.4
49.2
49.0
48.8
Y = 49.3 Hz
Y = 48.9 Hz
0 2 4 6 8 10 12 14 16 18 [s] 20
S/E CARDONES 220 kV\CARDONES 220 kV B1: Electrical Frequency in Hz
DdA\DIEGO DE ALMAGRO 220 kV B2: Electrical Frequency in Hz
PAR\PARINACOTA 220 kV B1: Electrical Frequency in Hz
LVilos\LOS VILOS 220 kV B2: Electrical Frequency in Hz
Maite\MAITENCILLO 220 kV B1: Electrical Frequency in Hz
PAzu\PAN DE AZUCAR 220 kV B2: Electrical Frequency in Hz
Pap\PAPOSO 220 kV B1: Electrical Frequency in Hz
S/E PUNTA COLORADA 220 kV\PUNTA COLORADA 220 kV B2: Electrical Frequency in Hz

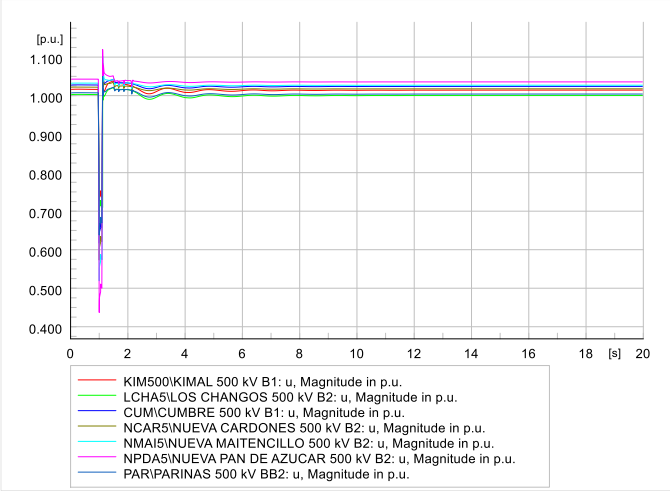
[p.u.]
1.100
1.000
0.900
0.800
0.700
0.600
0.500
0.400
0 2 4 6 8 10 12 14 16 18 [s] 20
KIM500\KIMAL 500 kV B1: u, Magnitude in p.u.
LCHA5\LOS CHANGOS 500 kV B2: u, Magnitude in p.u.
CUM\CUMBRE 500 kV B1: u, Magnitude in p.u.
NCAR5\NUEVA CARDONES 500 kV B2: u, Magnitude in p.u.
NMAI5\NUEVA MAITENCILLO 500 kV B2: u, Magnitude in p.u.
NPDA5\NUEVA PAN DE AZUCAR 500 kV B2: u, Magnitude in p.u.
PAR\PARINAS 500 kV BB2: u, Magnitude in p.u.

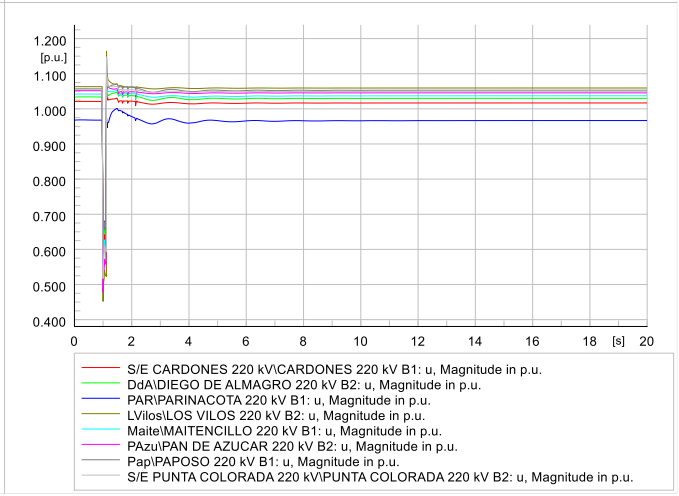
1.200
[p.u.]
1.100
1.000
0.900
0.800
0.700
0.600
0.500
0.400
0 2 4 6 8 10 12 14 16 18 [s] 20
S/E CARDONES 220 kV\CARDONES 220 kV B1: u, Magnitude in p.u.
DdA\DIEGO DE ALMAGRO 220 kV B2: u, Magnitude in p.u.
PAR\PARINACOTA 220 kV B1: u, Magnitude in p.u.
LVilos\LOS VILOS 220 kV B2: u, Magnitude in p.u.
Maite\MAITENCILLO 220 kV B1: u, Magnitude in p.u.
PAzu\PAN DE AZUCAR 220 kV B2: u, Magnitude in p.u.
Pap\PAPOSO 220 kV B1: u, Magnitude in p.u.
S/E PUNTA COLORADA 220 kV\PUNTA COLORADA 220 kV B2: u, Magnitude in p.u.

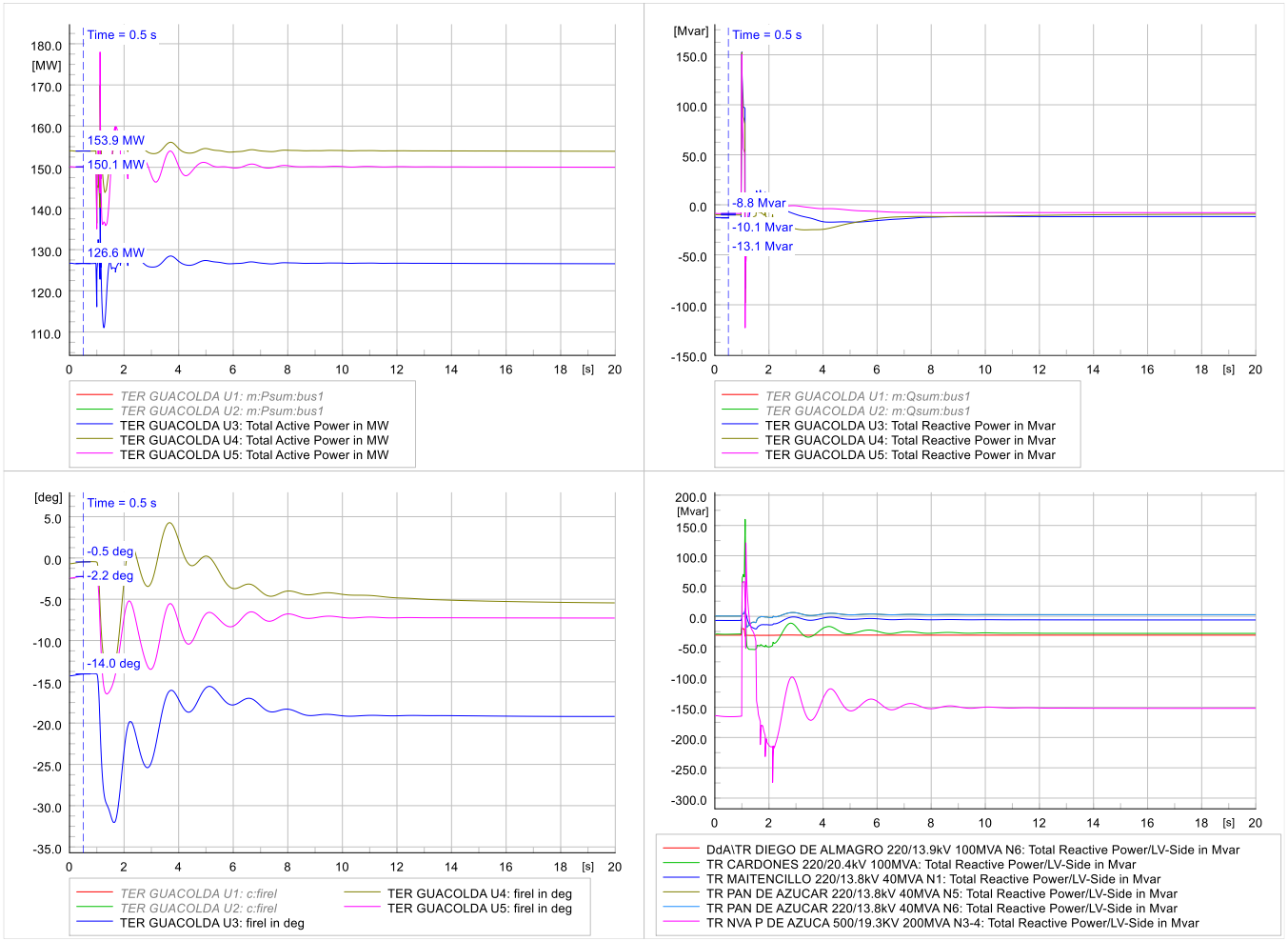
Time = 0.5 s
[MW]
153.9 MW
150.1 MW
126.6 MW
TER GUACOLDA U1: m:Psum:bus1
TER GUACOLDA U2: m:Psum:bus1
TER GUACOLDA U3: Total Active Power in MW
TER GUACOLDA U4: Total Active Power in MW
TER GUACOLDA U5: Total Active Power in MW
[Mvar]
Time = 0.5 s
-8.8 Mvar
-10.1 Mvar
-13.1 Mvar
TER GUACOLDA U1: m:Qsum:bus1
TER GUACOLDA U2: m:Qsum:bus1
TER GUACOLDA U3: Total Reactive Power in Mvar
TER GUACOLDA U4: Total Reactive Power in Mvar
TER GUACOLDA U5: Total Reactive Power in Mvar
[deg]
Time = 0.5 s
-0.5 deg
-2.2 deg
-14.0 deg
TER GUACOLDA U1: c:firel
TER GUACOLDA U2: c:firel
TER GUACOLDA U3: firel in deg
TER GUACOLDA U4: firel in deg
TER GUACOLDA U5: firel in deg
[Mvar]
DdA\TR DIEGO DE ALMAGRO 220/13.9kV 100MVA N6: Total Reactive Power/LV-Side in Mvar
TR CARDONES 220/20.4kV 100MVA: Total Reactive Power/LV-Side in Mvar
TR MAITENCILLO 220/13.8kV 40MVA N1: Total Reactive Power/LV-Side in Mvar
TR PAN DE AZUCAR 220/13.8kV 40MVA N5: Total Reactive Power/LV-Side in Mvar
TR PAN DE AZUCAR 220/13.8kV 40MVA N6: Total Reactive Power/LV-Side in Mvar
TR NVA P DE AZUCA 500/19.3KV 200MVA N3-4: Total Reactive Power/LV-Side in Mvar

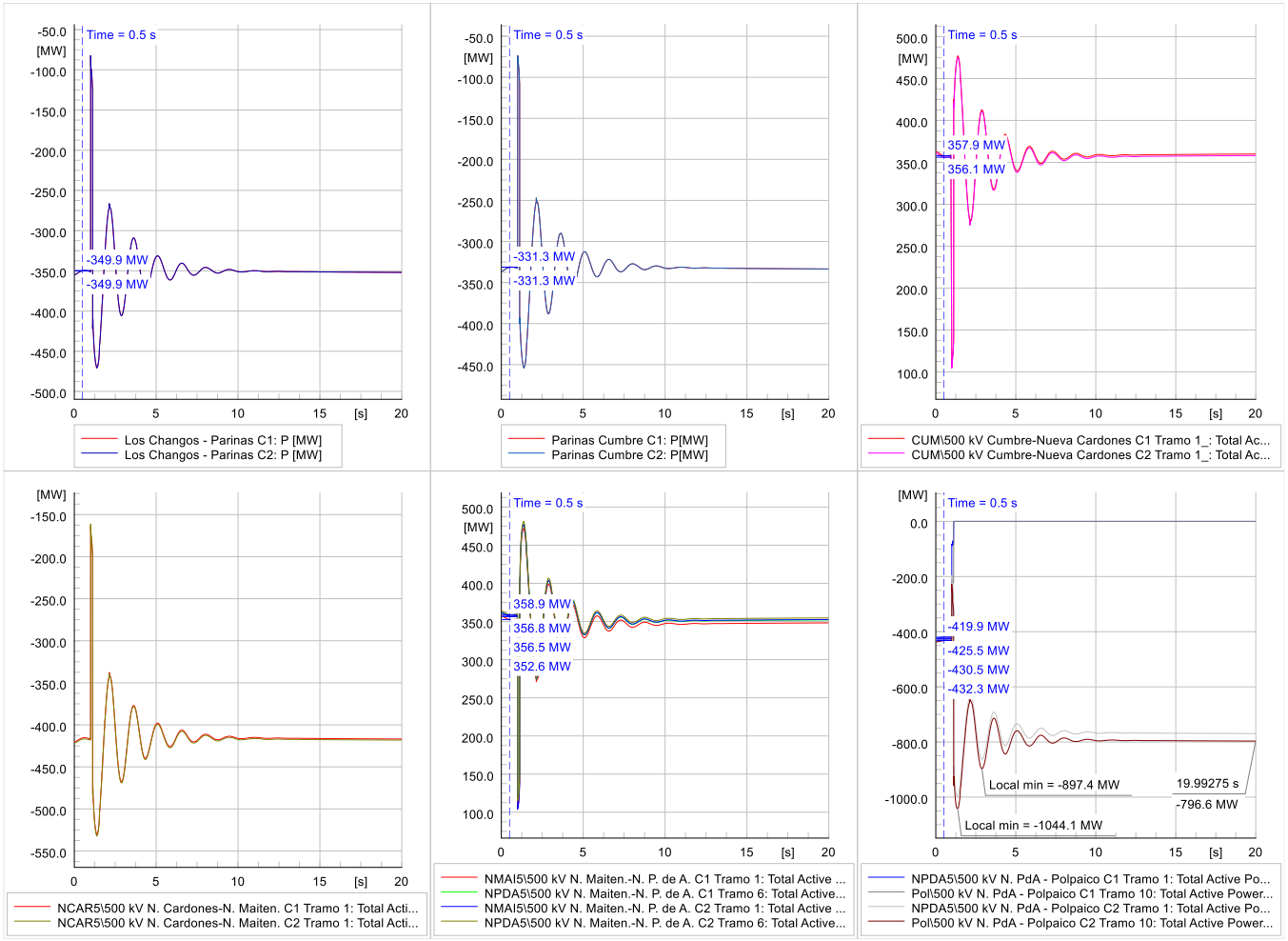
Time = 0.5 s
-349.9 MW
-349.9 MW
Los Changos - Parinas C1: P [MW]
Los Changos - Parinas C2: P [MW]
Time = 0.5 s
-331.3 MW
-331.3 MW
Parinas Cumbre C1: P[MW]
Parinas Cumbre C2: P[MW]
Time = 0.5 s
357.9 MW
356.1 MW
CUM\500 kV Cumbre-Nueva Cardones C1 Tramo 1_: Total Ac...
CUM\500 kV Cumbre-Nueva Cardones C2 Tramo 1_: Total Ac...
NCAR5\500 kV N. Cardones-N. Maiten. C1 Tramo 1: Total Acti...
NCAR5\500 kV N. Cardones-N. Maiten. C2 Tramo 1: Total Acti...
Time = 0.5 s
358.9 MW
356.8 MW
356.5 MW
352.6 MW
NMAI5\500 kV N. Maiten.-N. P. de A. C1 Tramo 1: Total Active ...
NPDA5\500 kV N. Maiten.-N. P. de A. C1 Tramo 6: Total Active...
NMAI5\500 kV N. Maiten.-N. P. de A. C2 Tramo 1: Total Active ...
NPDA5\500 kV N. Maiten.-N. P. de A. C2 Tramo 6: Total Active...
Time = 0.5 s
-419.9 MW
-425.5 MW
-430.5 MW
-432.3 MW
Local min = -897.4 MW
19.99275 s
-796.6 MW
Local min = -1044.1 MW
NPDA5\500 kV N. PdA - Polpaico C1 Tramo 1: Total Active Po...
Pol\500 kV N. PdA - Polpaico C1 Tramo 10: Total Active Power...
NPDA5\500 kV N. PdA - Polpaico C2 Tramo 1: Total Active Po...
Pol\500 kV N. PdA - Polpaico C2 Tramo 10: Total Active Power...

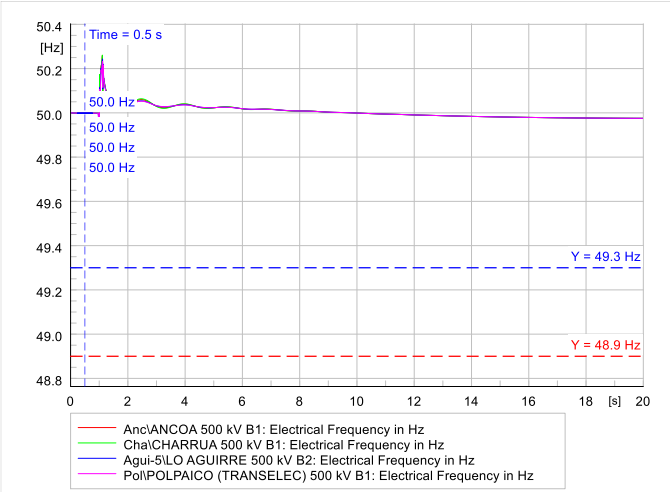
Time = 0.5 s
50.4
[Hz]
50.2
50.0
49.8
49.6
49.4
49.2
49.0
48.8
50.0 Hz
50.0 Hz
50.0 Hz
50.0 Hz
Y = 49.3 Hz
Y = 48.9 Hz
0
2
4
6
8
10
12
14
16
18
[s]
20
Anc\ANCOA 500 kV B1: Electrical Frequency in Hz
Cha\CHARRUA 500 kV B1: Electrical Frequency in Hz
Agui-5\LO AGUIRRE 500 kV B2: Electrical Frequency in Hz
Pol\POLPAICO (TRANSELEC) 500 kV B1: Electrical Frequency in Hz

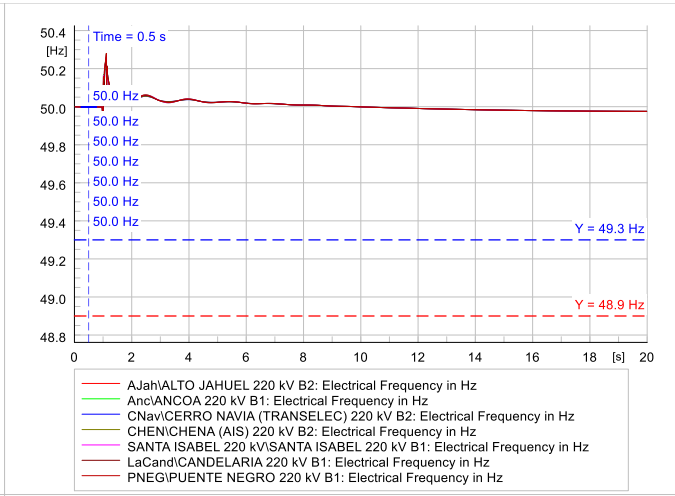
Time = 0.5 s
50.4
[Hz]
50.2
50.0
49.8
49.6
49.4
49.2
49.0
48.8
50.0 Hz
50.0 Hz
50.0 Hz
50.0 Hz
50.0 Hz
50.0 Hz
50.0 Hz
Y = 49.3 Hz
Y = 48.9 Hz
0
2
4
6
8
10
12
14
16
18
[s]
20
AJah\ALTO JAHUEL 220 kV B2: Electrical Frequency in Hz
Anc\ANCOA 220 kV B1: Electrical Frequency in Hz
CNav\CERRO NAVIA (TRANSELEC) 220 kV B2: Electrical Frequency in Hz
CHEN\CHENA (AIS) 220 kV B2: Electrical Frequency in Hz
SANTA ISABEL 220 kV\SANTA ISABEL 220 kV B1: Electrical Frequency in Hz
LaCand\CANDELARIA 220 kV B1: Electrical Frequency in Hz
PNEG\PUENTE NEGRO 220 kV B1: Electrical Frequency in Hz

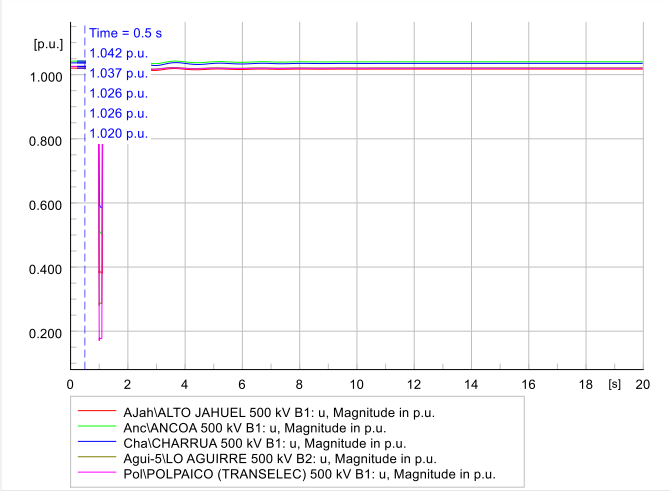
Time = 0.5 s
[p.u.]
1.000
0.800
0.600
0.400
0.200
1.042 p.u.
1.037 p.u.
1.026 p.u.
1.026 p.u.
1.020 p.u.
0
2
4
6
8
10
12
14
16
18
[s]
20
AJah\ALTO JAHUEL 500 kV B1: u, Magnitude in p.u.
Anc\ANCOA 500 kV B1: u, Magnitude in p.u.
Cha\CHARRUA 500 kV B1: u, Magnitude in p.u.
Agui-5\LO AGUIRRE 500 kV B2: u, Magnitude in p.u.
Pol\POLPAICO (TRANSELEC) 500 kV B1: u, Magnitude in p.u.

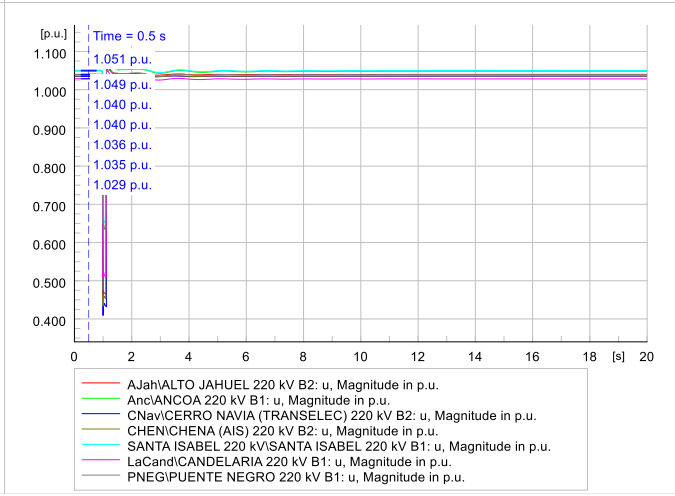
Time = 0.5 s
[p.u.]
1.100
1.000
0.900
0.800
0.700
0.600
0.500
0.400
1.051 p.u.
1.049 p.u.
1.040 p.u.
1.040 p.u.
1.036 p.u.
1.035 p.u.
1.029 p.u.
0
2
4
6
8
10
12
14
16
18
[s]
20
AJah\ALTO JAHUEL 220 kV B2: u, Magnitude in p.u.
Anc\ANCOA 220 kV B1: u, Magnitude in p.u.
CNav\CERRO NAVIA (TRANSELEC) 220 kV B2: u, Magnitude in p.u.
CHEN\CHENA (AIS) 220 kV B2: u, Magnitude in p.u.
SANTA ISABEL 220 kV\SANTA ISABEL 220 kV B1: u, Magnitude in p.u.
LaCand\CANDELARIA 220 kV B1: u, Magnitude in p.u.
PNEG\PUENTE NEGRO 220 kV B1: u, Magnitude in p.u.

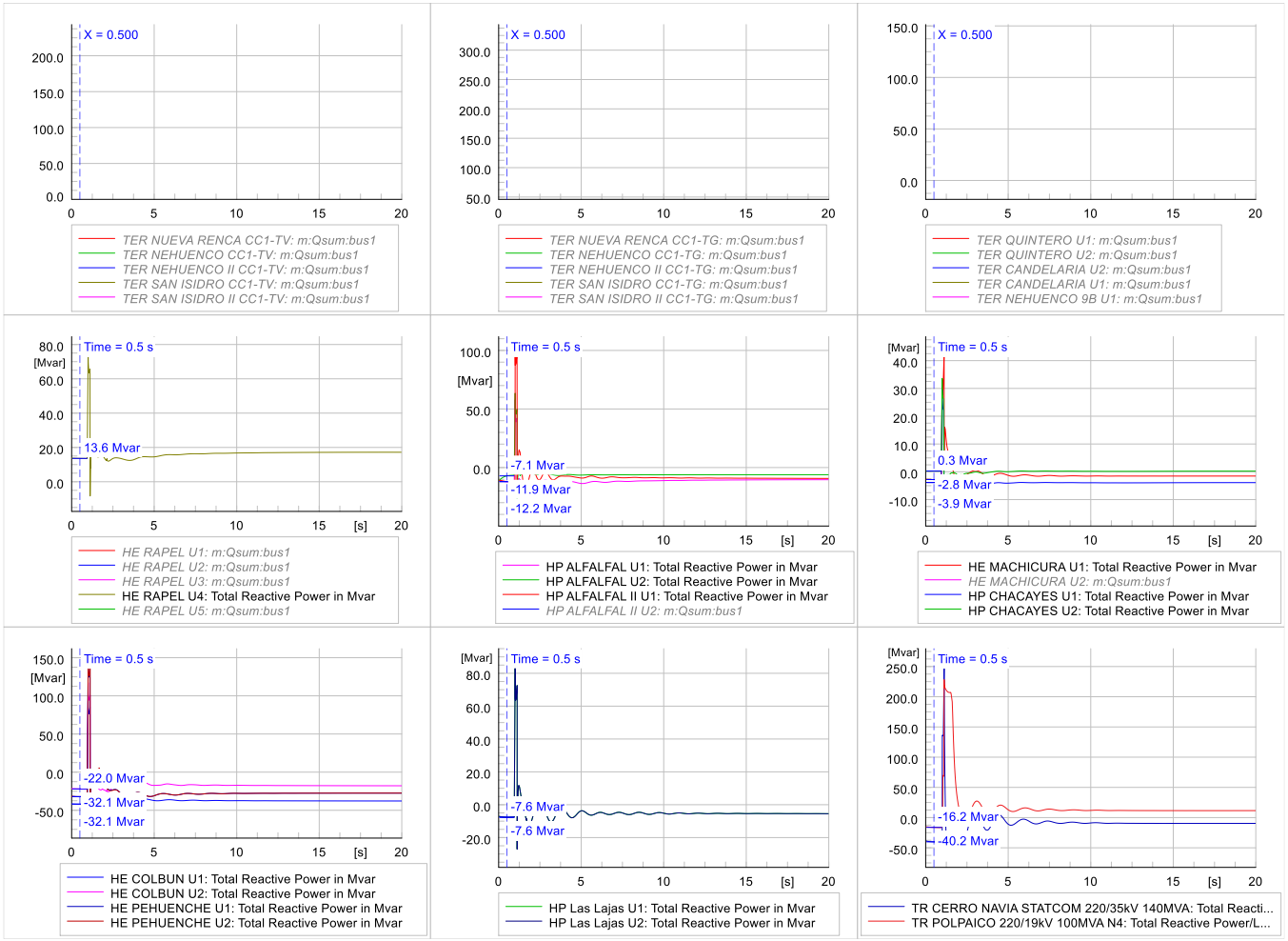
X = 0.500
TER NUEVA RENCA CC1-TV: m:Qsum:bus1
TER NEHUENCO CC1-TV: m:Qsum:bus1
TER NEHUENCO II CC1-TV: m:Qsum:bus1
TER SAN ISIDRO CC1-TV: m:Qsum:bus1
TER SAN ISIDRO II CC1-TV: m:Qsum:bus1
X = 0.500
TER NUEVA RENCA CC1-TG: m:Qsum:bus1
TER NEHUENCO CC1-TG: m:Qsum:bus1
TER NEHUENCO II CC1-TG: m:Qsum:bus1
TER SAN ISIDRO CC1-TG: m:Qsum:bus1
TER SAN ISIDRO II CC1-TG: m:Qsum:bus1
X = 0.500
TER QUINTERO U1: m:Qsum:bus1
TER QUINTERO U2: m:Qsum:bus1
TER CANDELARIA U2: m:Qsum:bus1
TER CANDELARIA U1: m:Qsum:bus1
TER NEHUENCO 9B U1: m:Qsum:bus1
Time = 0.5 s
[Mvar]
13.6 Mvar
HE RAPEL U1: m:Qsum:bus1
HE RAPEL U2: m:Qsum:bus1
HE RAPEL U3: m:Qsum:bus1
HE RAPEL U4: Total Reactive Power in Mvar
HE RAPEL U5: m:Qsum:bus1
Time = 0.5 s
[Mvar]
-7.1 Mvar
-11.9 Mvar
-12.2 Mvar
HP ALFALFAL U1: Total Reactive Power in Mvar
HP ALFALFAL U2: Total Reactive Power in Mvar
HP ALFALFAL II U1: Total Reactive Power in Mvar
HP ALFALFAL II U2: m:Qsum:bus1
Time = 0.5 s
[Mvar]
0.3 Mvar
-2.8 Mvar
-3.9 Mvar
HE MACHICURA U1: Total Reactive Power in Mvar
HE MACHICURA U2: m:Qsum:bus1
HP CHACAYES U1: Total Reactive Power in Mvar
HP CHACAYES U2: Total Reactive Power in Mvar
Time = 0.5 s
[Mvar]
-22.0 Mvar
-32.1 Mvar
-32.1 Mvar
HE COLBUN U1: Total Reactive Power in Mvar
HE COLBUN U2: Total Reactive Power in Mvar
HE PEHUENCHE U1: Total Reactive Power in Mvar
HE PEHUENCHE U2: Total Reactive Power in Mvar
Time = 0.5 s
[Mvar]
-7.6 Mvar
-7.6 Mvar
HP Las Lajas U1: Total Reactive Power in Mvar
HP Las Lajas U2: Total Reactive Power in Mvar
Time = 0.5 s
[Mvar]
-16.2 Mvar
-40.2 Mvar
TR CERRO NAVIA STATCOM 220/35kV 140MVA: Total Reacti...
TR POLPAICO 220/19kV 100MVA N4: Total Reactive Power/L...

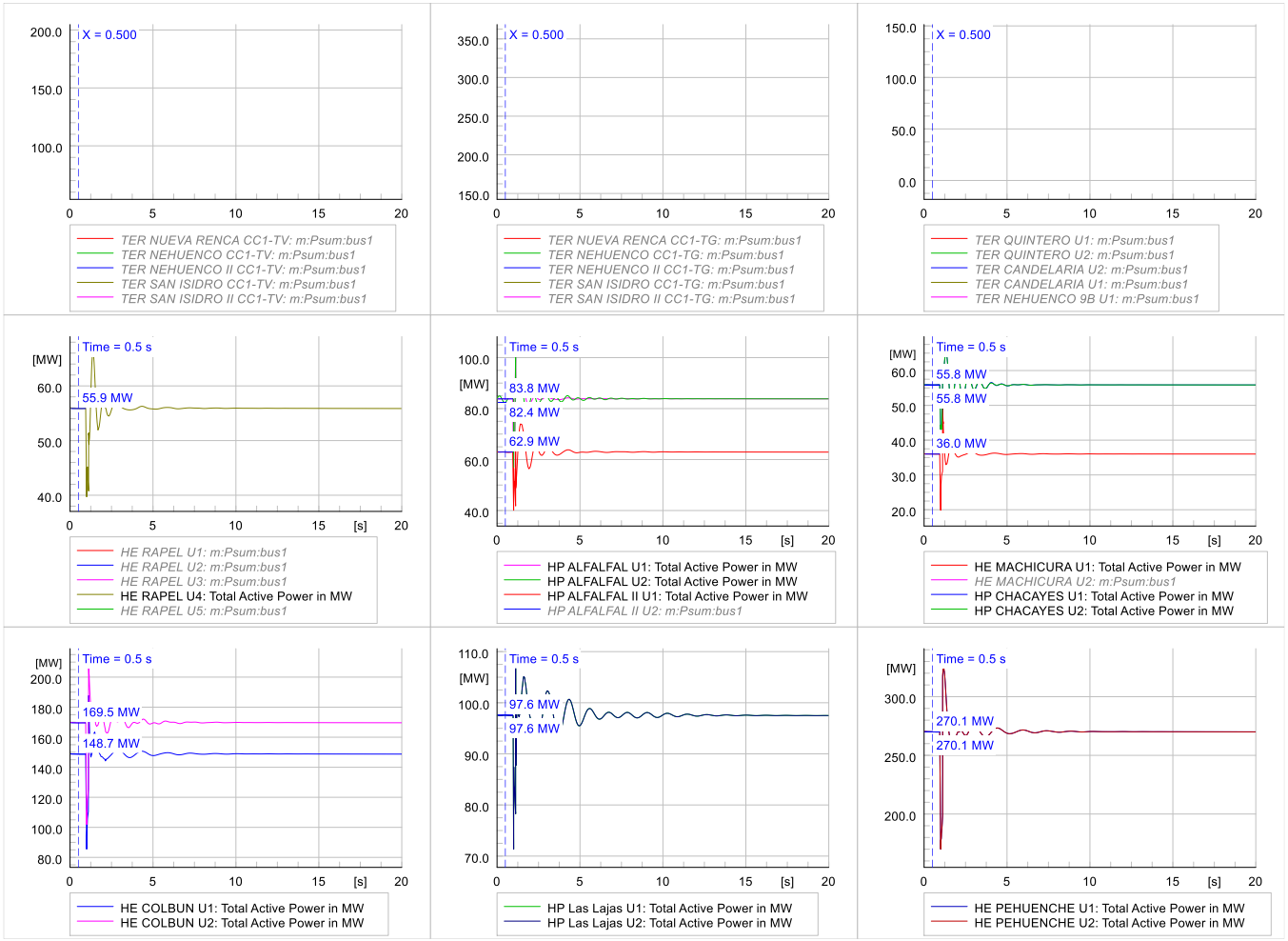
X = 0.500
TER NUEVA RENCA CC1-TV: m:Psum:bus1
TER NEHUENCO CC1-TV: m:Psum:bus1
TER NEHUENCO II CC1-TV: m:Psum:bus1
TER SAN ISIDRO CC1-TV: m:Psum:bus1
TER SAN ISIDRO II CC1-TV: m:Psum:bus1
X = 0.500
TER NUEVA RENCA CC1-TG: m:Psum:bus1
TER NEHUENCO CC1-TG: m:Psum:bus1
TER NEHUENCO II CC1-TG: m:Psum:bus1
TER SAN ISIDRO CC1-TG: m:Psum:bus1
TER SAN ISIDRO II CC1-TG: m:Psum:bus1
X = 0.500
TER QUINTERO U1: m:Psum:bus1
TER QUINTERO U2: m:Psum:bus1
TER CANDELARIA U2: m:Psum:bus1
TER CANDELARIA U1: m:Psum:bus1
TER NEHUENCO 9B U1: m:Psum:bus1
Time = 0.5 s
55.9 MW
HE RAPEL U1: m:Psum:bus1
HE RAPEL U2: m:Psum:bus1
HE RAPEL U3: m:Psum:bus1
HE RAPEL U4: Total Active Power in MW
HE RAPEL U5: m:Psum:bus1
Time = 0.5 s
83.8 MW
82.4 MW
62.9 MW
HP ALFALFAL U1: Total Active Power in MW
HP ALFALFAL U2: Total Active Power in MW
HP ALFALFAL II U1: Total Active Power in MW
HP ALFALFAL II U2: m:Psum:bus1
Time = 0.5 s
55.8 MW
55.8 MW
36.0 MW
HE MACHICURA U1: Total Active Power in MW
HE MACHICURA U2: m:Psum:bus1
HP CHACAYES U1: Total Active Power in MW
HP CHACAYES U2: Total Active Power in MW
Time = 0.5 s
169.5 MW
148.7 MW
HE COLBUN U1: Total Active Power in MW
HE COLBUN U2: Total Active Power in MW
Time = 0.5 s
97.6 MW
97.6 MW
HP Las Lajas U1: Total Active Power in MW
HP Las Lajas U2: Total Active Power in MW
Time = 0.5 s
270.1 MW
270.1 MW
HE PEHUENCHE U1: Total Active Power in MW
HE PEHUENCHE U2: Total Active Power in MW

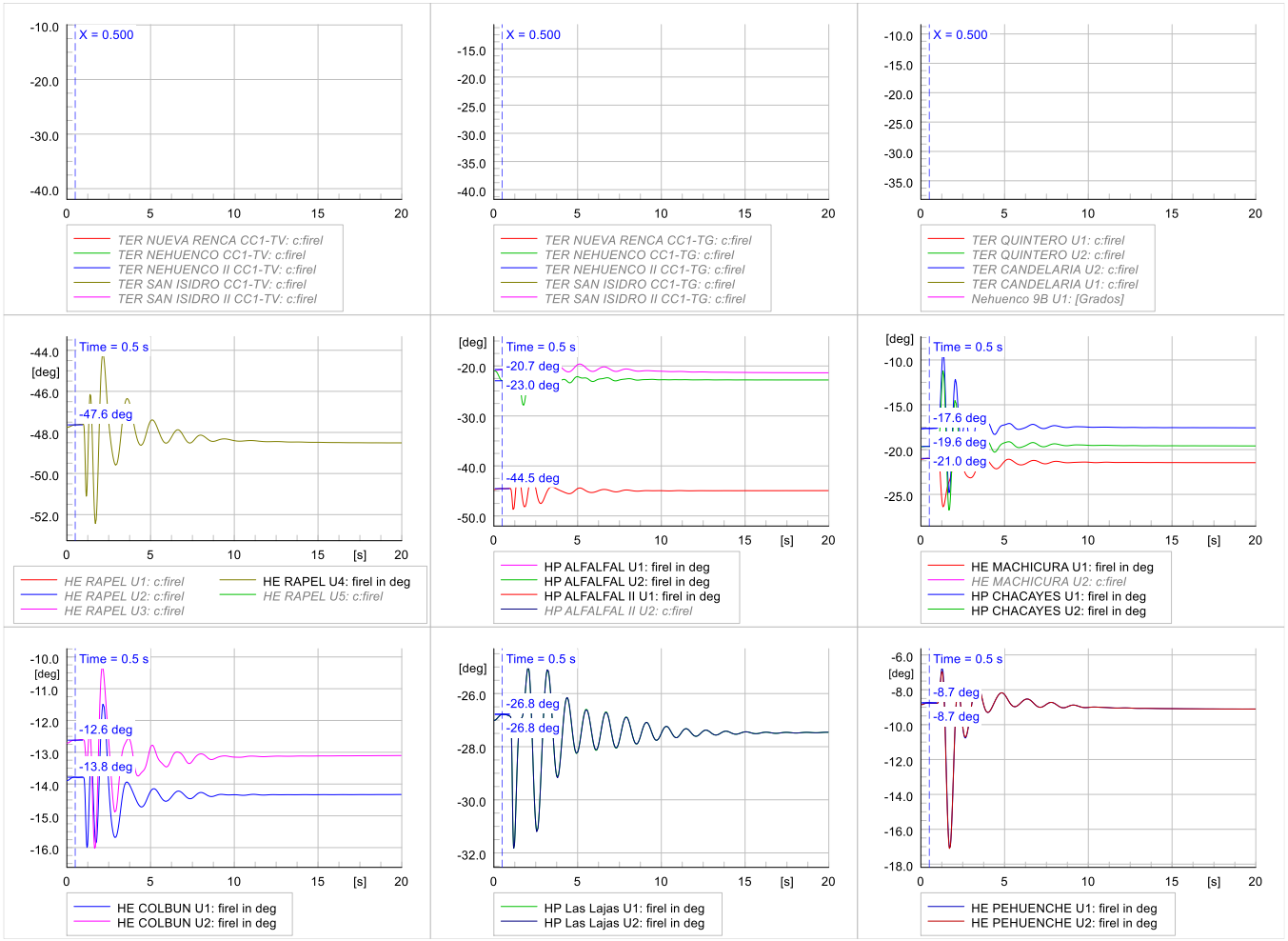
X = 0.500
TER NUEVA RENCA CC1-TV: c:firel
TER NEHUENCO CC1-TV: c:firel
TER NEHUENCO II CC1-TV: c:firel
TER SAN ISIDRO CC1-TV: c:firel
TER SAN ISIDRO II CC1-TV: c:firel
X = 0.500
TER NUEVA RENCA CC1-TG: c:firel
TER NEHUENCO CC1-TG: c:firel
TER NEHUENCO II CC1-TG: c:firel
TER SAN ISIDRO CC1-TG: c:firel
TER SAN ISIDRO II CC1-TG: c:firel
X = 0.500
TER QUINTERO U1: c:firel
TER QUINTERO U2: c:firel
TER CANDELARIA U2: c:firel
TER CANDELARIA U1: c:firel
Nehuenco 9B U1: [Grados]
Time = 0.5 s
-47.6 deg
HE RAPEL U1: c:firel
HE RAPEL U2: c:firel
HE RAPEL U3: c:firel
HE RAPEL U4: firel in deg
HE RAPEL U5: c:firel
Time = 0.5 s
-20.7 deg
-23.0 deg
-44.5 deg
HP ALFALFAL U1: firel in deg
HP ALFALFAL U2: firel in deg
HP ALFALFAL II U1: firel in deg
HP ALFALFAL II U2: c:firel
Time = 0.5 s
-17.6 deg
-19.6 deg
-21.0 deg
HE MACHICURA U1: firel in deg
HE MACHICURA U2: c:firel
HP CHACAYES U1: firel in deg
HP CHACAYES U2: firel in deg
Time = 0.5 s
-12.6 deg
-13.8 deg
HE COLBUN U1: firel in deg
HE COLBUN U2: firel in deg
Time = 0.5 s
-26.8 deg
-26.8 deg
HP Las Lajas U1: firel in deg
HP Las Lajas U2: firel in deg
Time = 0.5 s
-8.7 deg
-8.7 deg
HE PEHUENCHE U1: firel in deg
HE PEHUENCHE U2: firel in deg

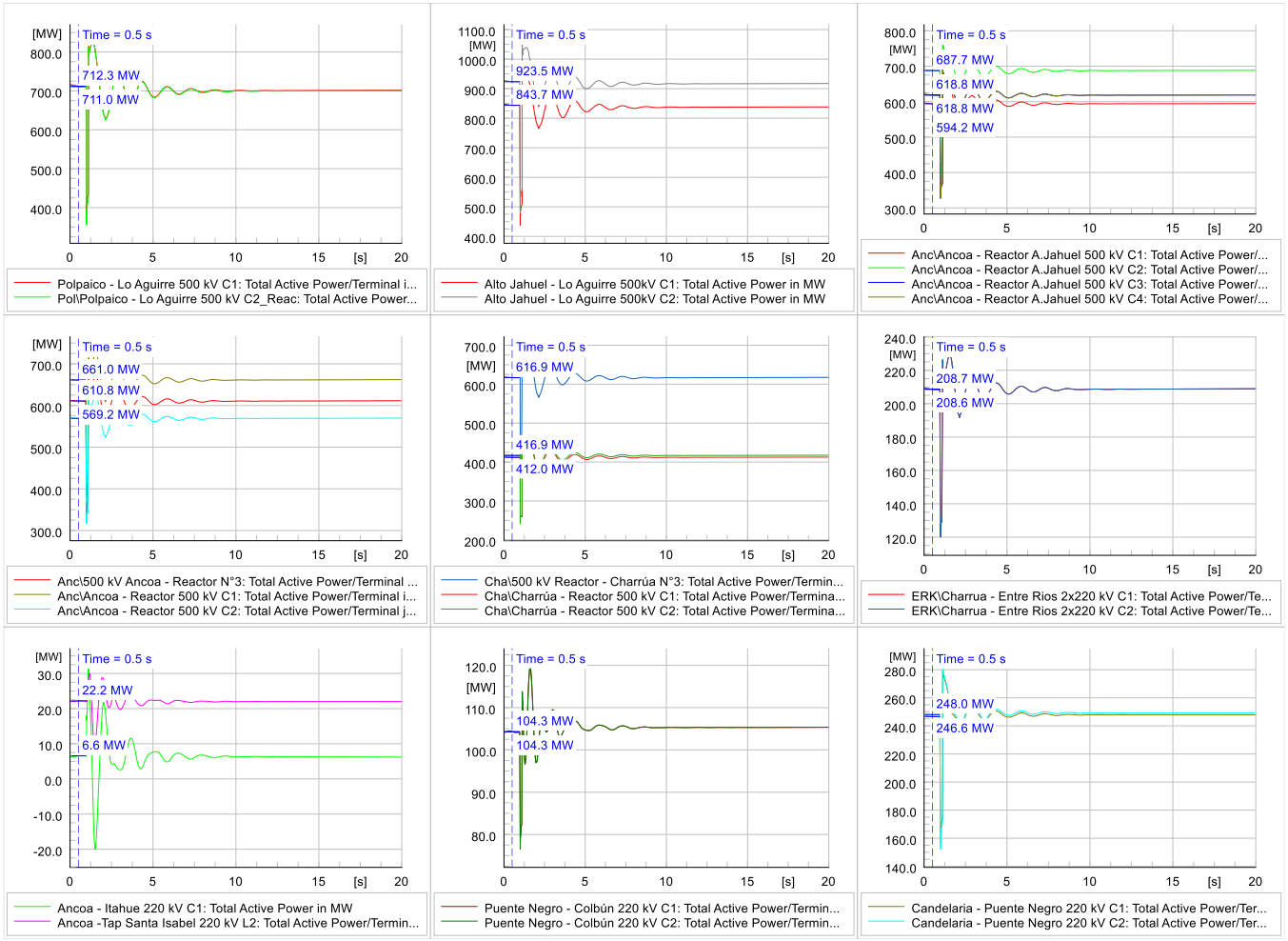
Time = 0.5 s
712.3 MW
711.0 MW
Polpaico - Lo Aguirre 500 kV C1: Total Active Power/Terminal i...
Pol\Polpaico - Lo Aguirre 500 kV C2_Reac: Total Active Power...
923.5 MW
843.7 MW
Alto Jahuel - Lo Aguirre 500kV C1: Total Active Power in MW
Alto Jahuel - Lo Aguirre 500kV C2: Total Active Power in MW
687.7 MW
618.8 MW
618.8 MW
594.2 MW
Anc\Ancoa - Reactor A.Jahuel 500 kV C1: Total Active Power/...
Anc\Ancoa - Reactor A.Jahuel 500 kV C2: Total Active Power/...
Anc\Ancoa - Reactor A.Jahuel 500 kV C3: Total Active Power/...
Anc\Ancoa - Reactor A.Jahuel 500 kV C4: Total Active Power/...
661.0 MW
610.8 MW
569.2 MW
Anc\500 kV Ancoa - Reactor N°3: Total Active Power/Terminal ...
Anc\Ancoa - Reactor 500 kV C1: Total Active Power/Terminal i...
Anc\Ancoa - Reactor 500 kV C2: Total Active Power/Terminal j...
616.9 MW
416.9 MW
412.0 MW
Cha\500 kV Reactor - Charrúa N°3: Total Active Power/Termin...
Cha\Charrúa - Reactor 500 kV C1: Total Active Power/Termina...
Cha\Charrúa - Reactor 500 kV C2: Total Active Power/Termina...
208.7 MW
208.6 MW
ERK\Charrua - Entre Rios 2x220 kV C1: Total Active Power/Te...
ERK\Charrua - Entre Rios 2x220 kV C2: Total Active Power/Te...
22.2 MW
6.6 MW
Ancoa - Itahue 220 kV C1: Total Active Power in MW
Ancoa -Tap Santa Isabel 220 kV L2: Total Active Power/Termin...
104.3 MW
104.3 MW
Puente Negro - Colbún 220 kV C1: Total Active Power/Termin...
Puente Negro - Colbún 220 kV C2: Total Active Power/Termin...
248.0 MW
246.6 MW
Candelaria - Puente Negro 220 kV C1: Total Active Power/Ter...
Candelaria - Puente Negro 220 kV C2: Total Active Power/Ter...

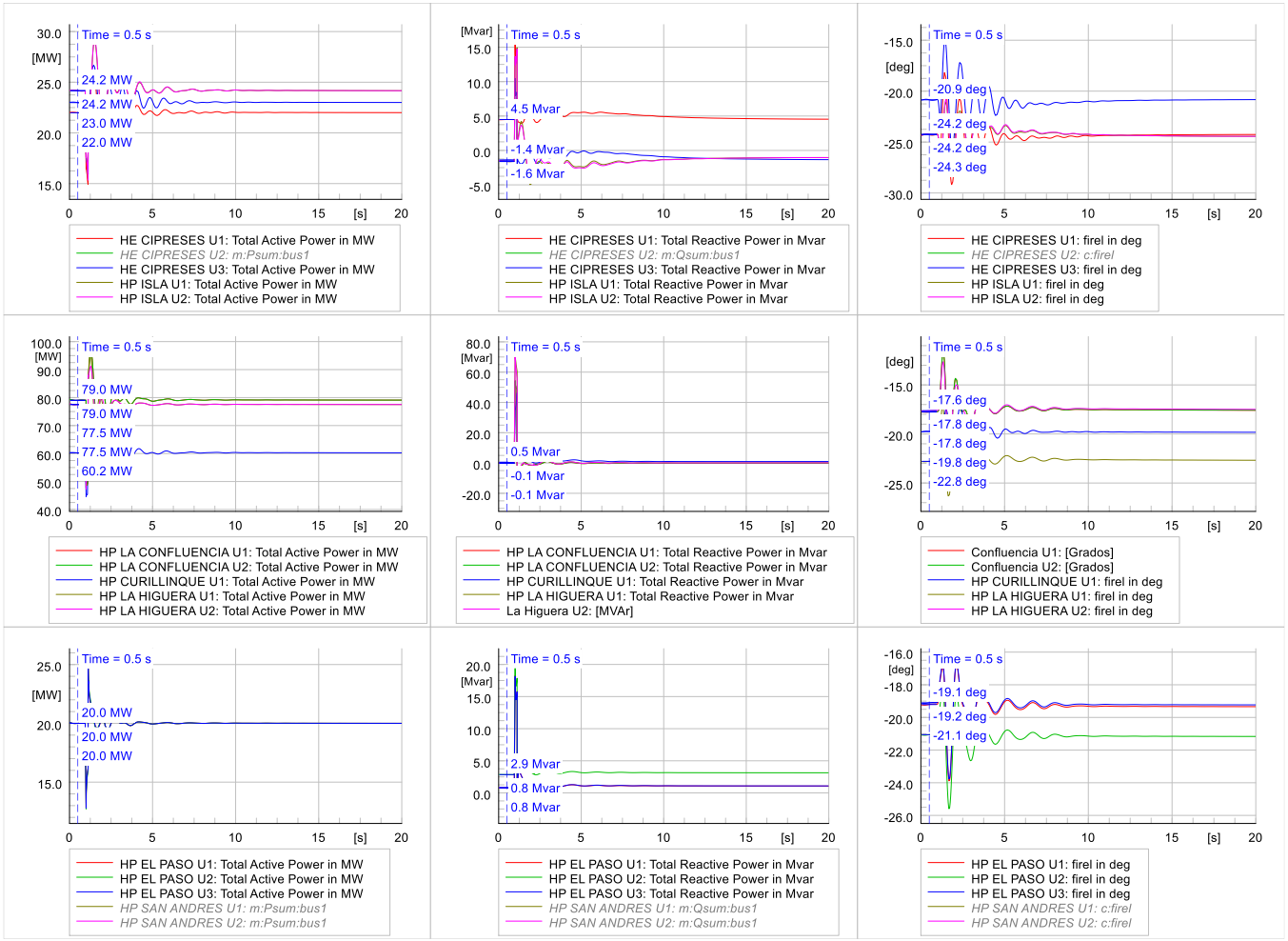
Time = 0.5 s
[MW]
24.2 MW
24.2 MW
23.0 MW
22.0 MW
HE CIPRESES U1: Total Active Power in MW
HE CIPRESES U2: m:Psum:bus1
HE CIPRESES U3: Total Active Power in MW
HP ISLA U1: Total Active Power in MW
HP ISLA U2: Total Active Power in MW
[Mvar]
4.5 Mvar
-1.4 Mvar
-1.6 Mvar
HE CIPRESES U1: Total Reactive Power in Mvar
HE CIPRESES U2: m:Qsum:bus1
HE CIPRESES U3: Total Reactive Power in Mvar
HP ISLA U1: Total Reactive Power in Mvar
HP ISLA U2: Total Reactive Power in Mvar
[deg]
-20.9 deg
-24.2 deg
-24.2 deg
-24.3 deg
HE CIPRESES U1: firel in deg
HE CIPRESES U2: c:firel
HE CIPRESES U3: firel in deg
HP ISLA U1: firel in deg
HP ISLA U2: firel in deg
79.0 MW
79.0 MW
77.5 MW
77.5 MW
60.2 MW
HP LA CONFLUENCIA U1: Total Active Power in MW
HP LA CONFLUENCIA U2: Total Active Power in MW
HP CURILLINQUE U1: Total Active Power in MW
HP LA HIGUERA U1: Total Active Power in MW
HP LA HIGUERA U2: Total Active Power in MW
0.5 Mvar
-0.1 Mvar
-0.1 Mvar
HP LA CONFLUENCIA U1: Total Reactive Power in Mvar
HP LA CONFLUENCIA U2: Total Reactive Power in Mvar
HP CURILLINQUE U1: Total Reactive Power in Mvar
HP LA HIGUERA U1: Total Reactive Power in Mvar
La Higuera U2: [MVAr]
-17.6 deg
-17.8 deg
-17.8 deg
-19.8 deg
-22.8 deg
Confluencia U1: [Grados]
Confluencia U2: [Grados]
HP CURILLINQUE U1: firel in deg
HP LA HIGUERA U1: firel in deg
HP LA HIGUERA U2: firel in deg
20.0 MW
20.0 MW
20.0 MW
HP EL PASO U1: Total Active Power in MW
HP EL PASO U2: Total Active Power in MW
HP EL PASO U3: Total Active Power in MW
HP SAN ANDRES U1: m:Psum:bus1
HP SAN ANDRES U2: m:Psum:bus1
2.9 Mvar
0.8 Mvar
0.8 Mvar
HP EL PASO U1: Total Reactive Power in Mvar
HP EL PASO U2: Total Reactive Power in Mvar
HP EL PASO U3: Total Reactive Power in Mvar
HP SAN ANDRES U1: m:Qsum:bus1
HP SAN ANDRES U2: m:Qsum:bus1
-19.1 deg
-19.2 deg
-21.1 deg
HP EL PASO U1: firel in deg
HP EL PASO U2: firel in deg
HP EL PASO U3: firel in deg
HP SAN ANDRES U1: c:firel
HP SAN ANDRES U2: c:firel

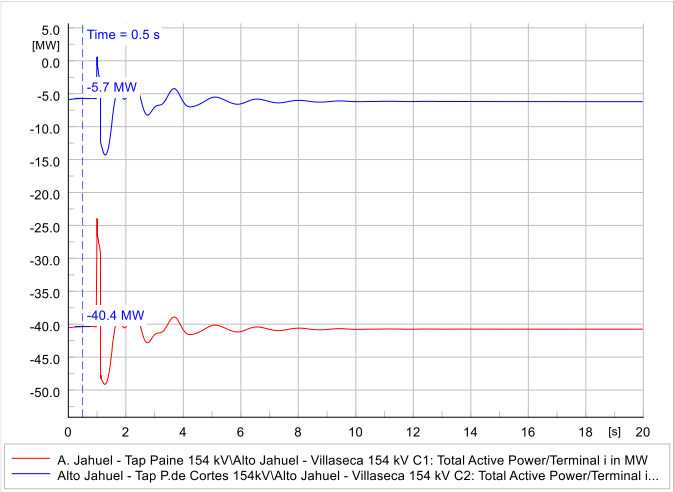
Time = 0.5 s
[MW]
-5.7 MW
-40.4 MW
[s]
A. Jahuel - Tap Paine 154 kV\Alto Jahuel - Villaseca 154 kV C1: Total Active Power/Terminal i in MW
Alto Jahuel - Tap P.de Cortes 154kV\Alto Jahuel - Villaseca 154 kV C2: Total Active Power/Terminal i...

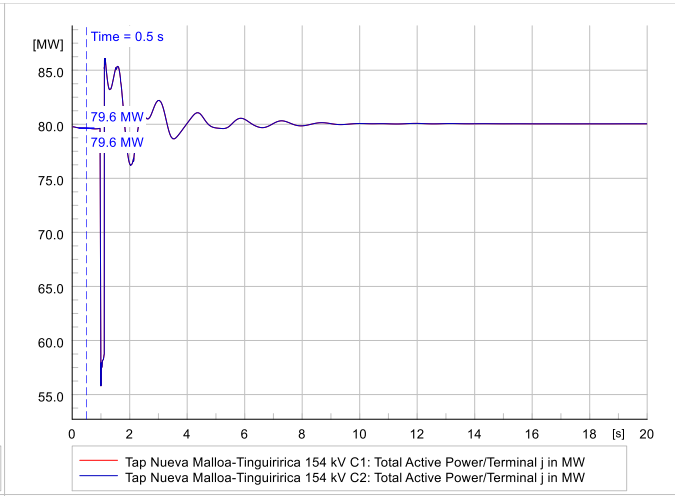
Time = 0.5 s
[MW]
79.6 MW
79.6 MW
[s]
Tap Nueva Malloa-Tinguiririca 154 kV C1: Total Active Power/Terminal j in MW
Tap Nueva Malloa-Tinguiririca 154 kV C2: Total Active Power/Terminal j in MW

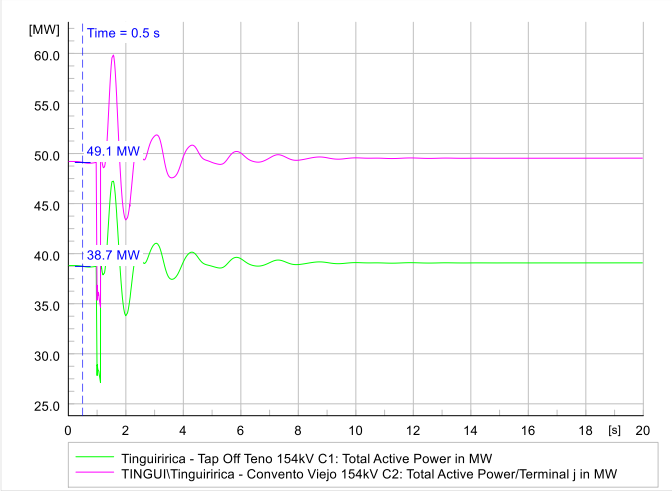
Time = 0.5 s
[MW]
49.1 MW
38.7 MW
[s]
Tinguiririca - Tap Off Teno 154kV C1: Total Active Power in MW
TINGUI\Tinguiririca - Convento Viejo 154kV C2: Total Active Power/Terminal j in MW

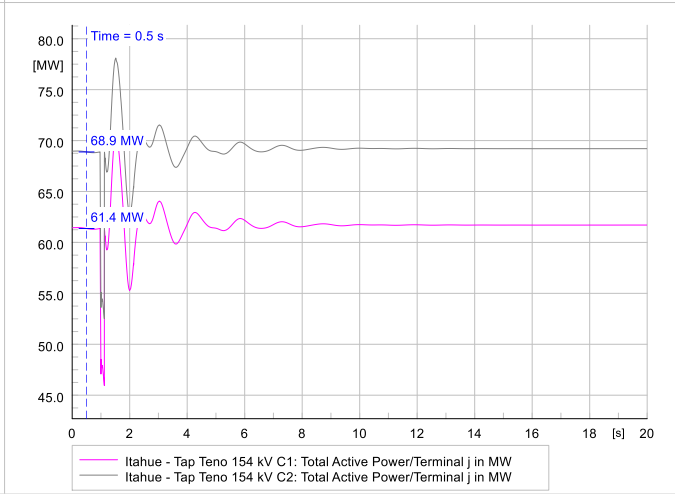
Time = 0.5 s
[MW]
68.9 MW
61.4 MW
[s]
Itahue - Tap Teno 154 kV C1: Total Active Power/Terminal j in MW
Itahue - Tap Teno 154 kV C2: Total Active Power/Terminal j in MW

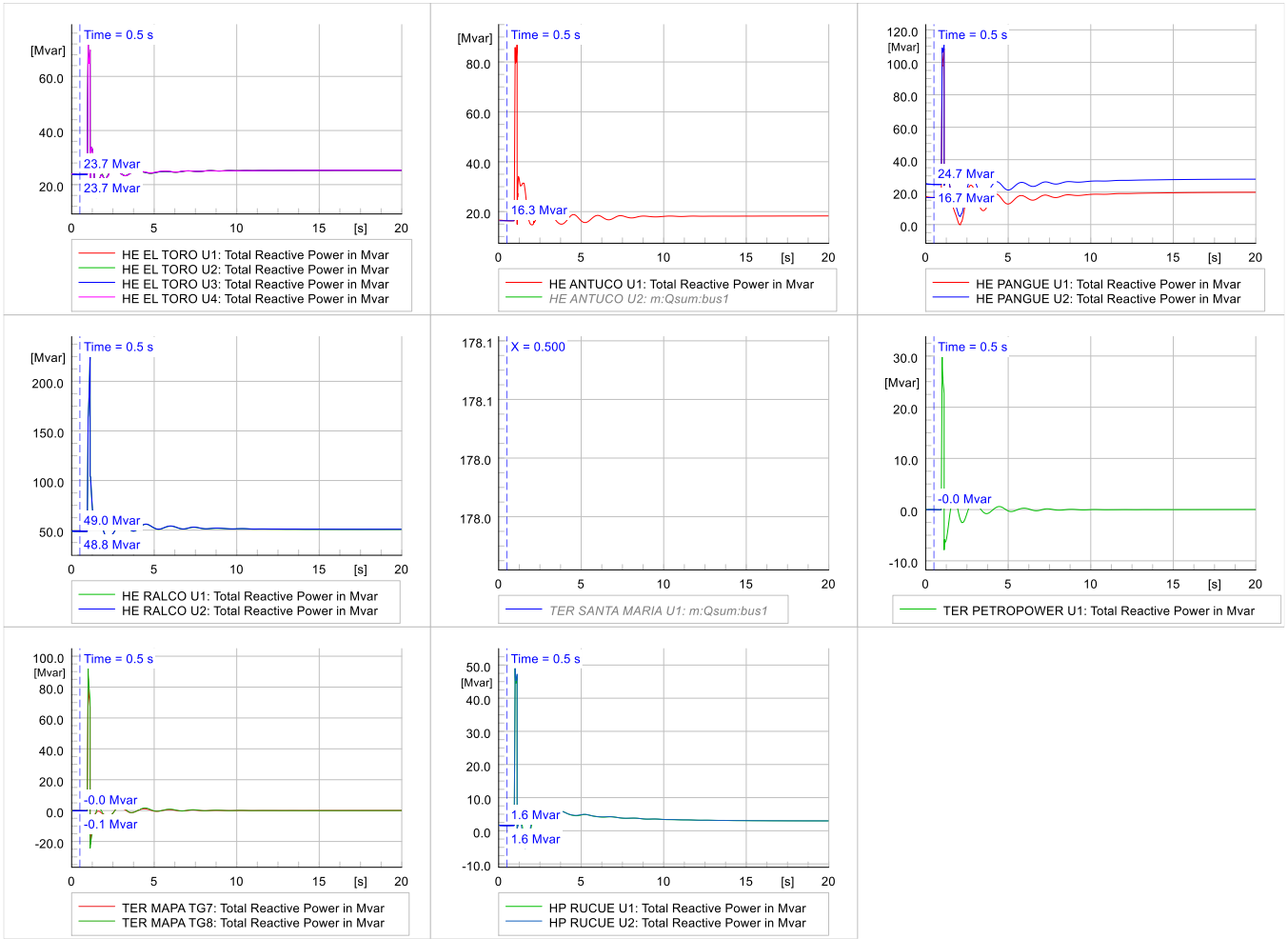
Time = 0.5 s
[Mvar]
23.7 Mvar
23.7 Mvar
HE EL TORO U1: Total Reactive Power in Mvar
HE EL TORO U2: Total Reactive Power in Mvar
HE EL TORO U3: Total Reactive Power in Mvar
HE EL TORO U4: Total Reactive Power in Mvar
16.3 Mvar
HE ANTUCO U1: Total Reactive Power in Mvar
HE ANTUCO U2: m:Qsum:bus1
24.7 Mvar
16.7 Mvar
HE PANGUE U1: Total Reactive Power in Mvar
HE PANGUE U2: Total Reactive Power in Mvar
49.0 Mvar
48.8 Mvar
HE RALCO U1: Total Reactive Power in Mvar
HE RALCO U2: Total Reactive Power in Mvar
X = 0.500
TER SANTA MARIA U1: m:Qsum:bus1
-0.0 Mvar
TER PETROPOWER U1: Total Reactive Power in Mvar
-0.0 Mvar
-0.1 Mvar
TER MAPA TG7: Total Reactive Power in Mvar
TER MAPA TG8: Total Reactive Power in Mvar
1.6 Mvar
1.6 Mvar
HP RUCUE U1: Total Reactive Power in Mvar
HP RUCUE U2: Total Reactive Power in Mvar
[s]

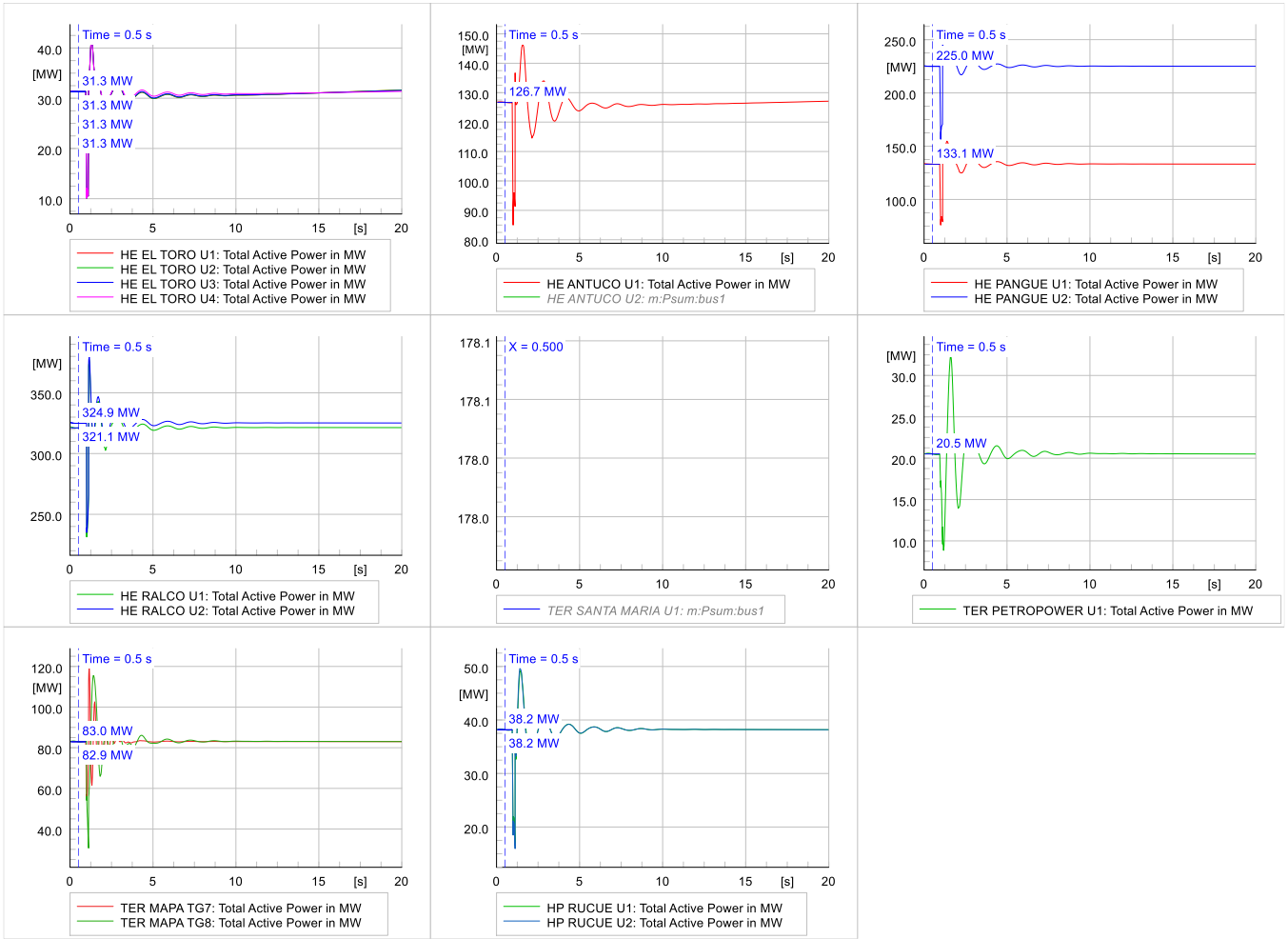
Time = 0.5 s
[MW]
31.3 MW
HE EL TORO U1: Total Active Power in MW
HE EL TORO U2: Total Active Power in MW
HE EL TORO U3: Total Active Power in MW
HE EL TORO U4: Total Active Power in MW
126.7 MW
HE ANTUCO U1: Total Active Power in MW
HE ANTUCO U2: m:Psum:bus1
225.0 MW
133.1 MW
HE PANGUE U1: Total Active Power in MW
HE PANGUE U2: Total Active Power in MW
324.9 MW
321.1 MW
HE RALCO U1: Total Active Power in MW
HE RALCO U2: Total Active Power in MW
X = 0.500
TER SANTA MARIA U1: m:Psum:bus1
20.5 MW
TER PETROPOWER U1: Total Active Power in MW
83.0 MW
82.9 MW
TER MAPA TG7: Total Active Power in MW
TER MAPA TG8: Total Active Power in MW
38.2 MW
HP RUCUE U1: Total Active Power in MW
HP RUCUE U2: Total Active Power in MW

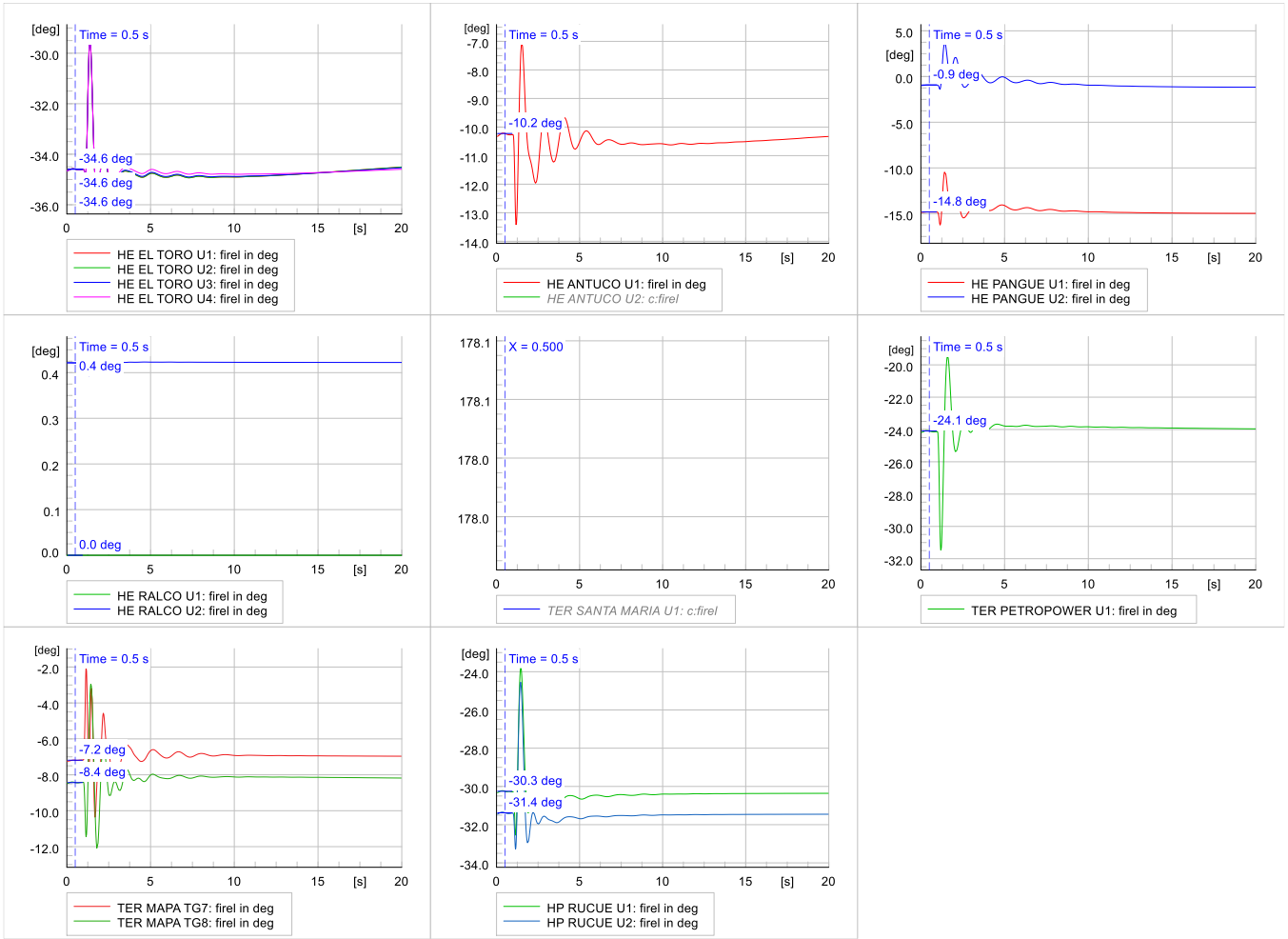
Time = 0.5 s
-34.6 deg
-34.6 deg
-34.6 deg
HE EL TORO U1: firel in deg
HE EL TORO U2: firel in deg
HE EL TORO U3: firel in deg
HE EL TORO U4: firel in deg
-10.2 deg
HE ANTUCO U1: firel in deg
HE ANTUCO U2: c:firel
-0.9 deg
-14.8 deg
HE PANGUE U1: firel in deg
HE PANGUE U2: firel in deg
0.4 deg
0.0 deg
HE RALCO U1: firel in deg
HE RALCO U2: firel in deg
X = 0.500
TER SANTA MARIA U1: c:firel
-24.1 deg
TER PETROPOWER U1: firel in deg
-7.2 deg
-8.4 deg
TER MAPA TG7: firel in deg
TER MAPA TG8: firel in deg
-30.3 deg
-31.4 deg
HP RUCUE U1: firel in deg
HP RUCUE U2: firel in deg

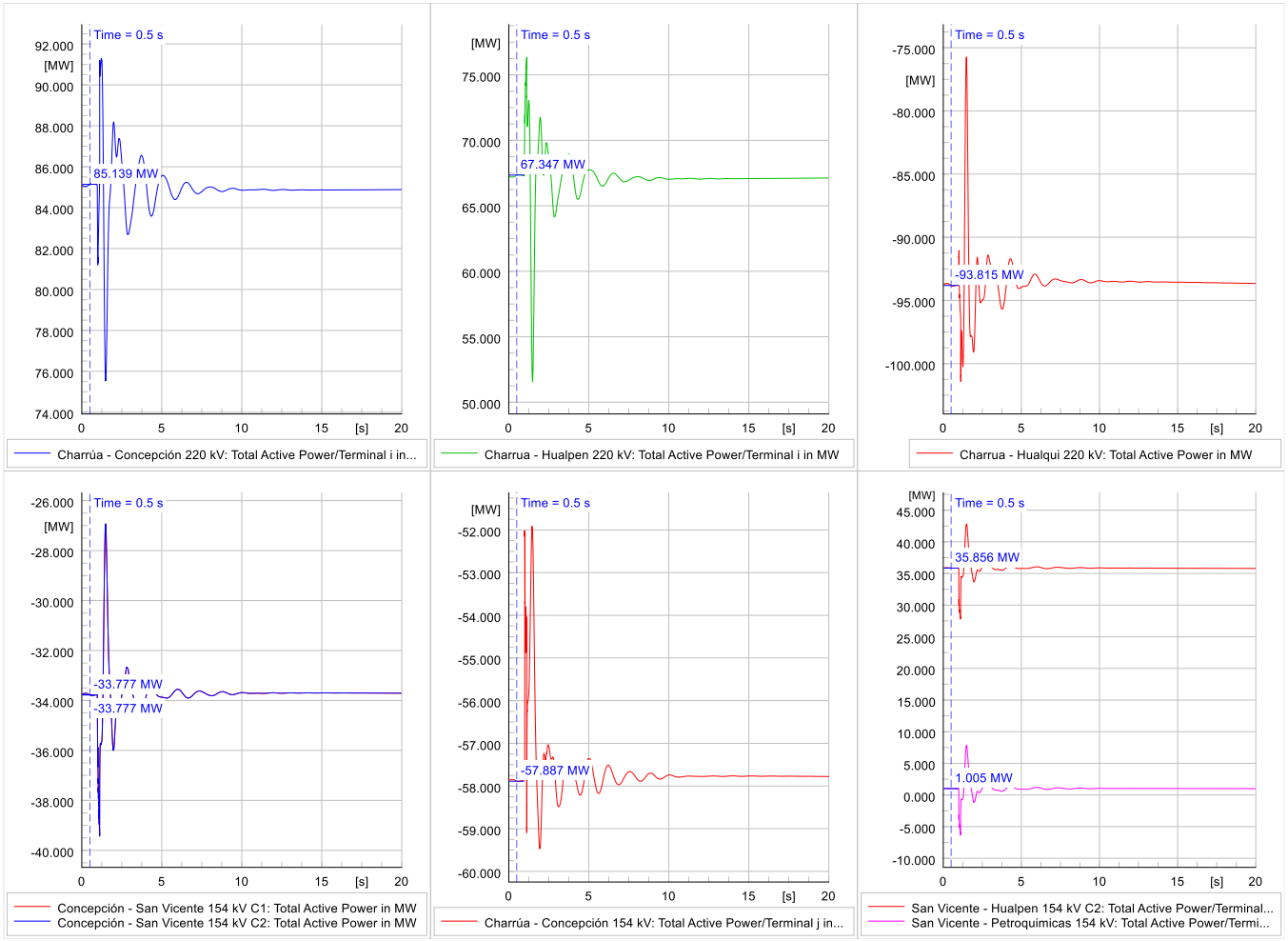
Time = 0.5 s
85.139 MW
Charrúa - Concepción 220 kV: Total Active Power/Terminal i in...
67.347 MW
Charrua - Hualpen 220 kV: Total Active Power/Terminal i in MW
-93.815 MW
Charrua - Hualqui 220 kV: Total Active Power in MW
-33.777 MW
-33.777 MW
Concepción - San Vicente 154 kV C1: Total Active Power in MW
Concepción - San Vicente 154 kV C2: Total Active Power in MW
-57.887 MW
Charrúa - Concepción 154 kV: Total Active Power/Terminal j in...
35.856 MW
1.005 MW
San Vicente - Hualpen 154 kV C2: Total Active Power/Terminal...
San Vicente - Petroquimicas 154 kV: Total Active Power/Termi...
[MW]
[s]

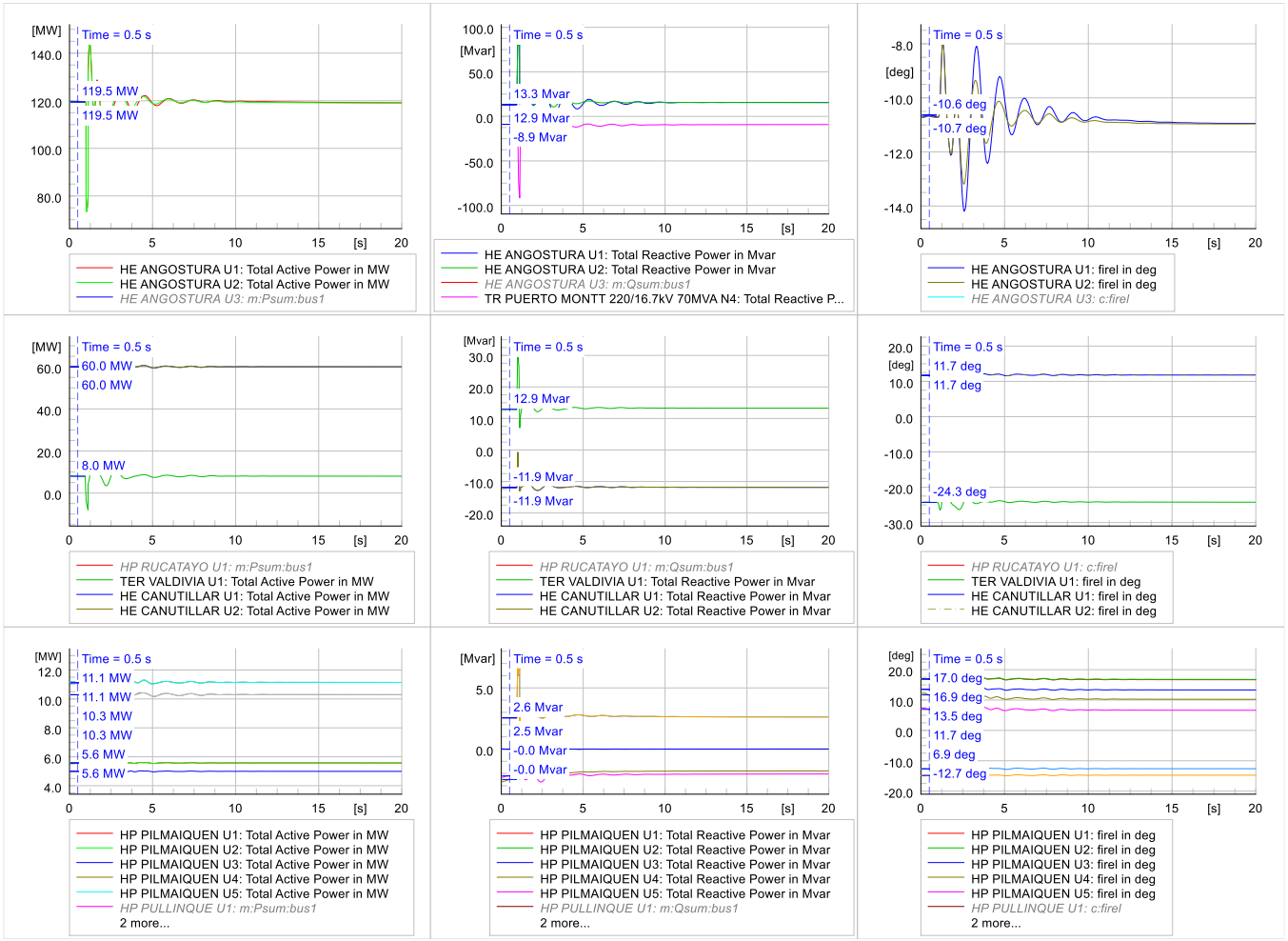
[MW]
Time = 0.5 s
119.5 MW
119.5 MW
HE ANGOSTURA U1: Total Active Power in MW
HE ANGOSTURA U2: Total Active Power in MW
HE ANGOSTURA U3: m:Psum:bus1
[Mvar]
13.3 Mvar
12.9 Mvar
-8.9 Mvar
HE ANGOSTURA U1: Total Reactive Power in Mvar
HE ANGOSTURA U2: Total Reactive Power in Mvar
HE ANGOSTURA U3: m:Qsum:bus1
TR PUERTO MONTT 220/16.7kV 70MVA N4: Total Reactive P...
[deg]
-10.6 deg
-10.7 deg
HE ANGOSTURA U1: firel in deg
HE ANGOSTURA U2: firel in deg
HE ANGOSTURA U3: c:firel
60.0 MW
60.0 MW
8.0 MW
HP RUCATAYO U1: m:Psum:bus1
TER VALDIVIA U1: Total Active Power in MW
HE CANUTILLAR U1: Total Active Power in MW
HE CANUTILLAR U2: Total Active Power in MW
-11.9 Mvar
-11.9 Mvar
HP RUCATAYO U1: m:Qsum:bus1
TER VALDIVIA U1: Total Reactive Power in Mvar
HE CANUTILLAR U1: Total Reactive Power in Mvar
HE CANUTILLAR U2: Total Reactive Power in Mvar
11.7 deg
11.7 deg
-24.3 deg
HP RUCATAYO U1: c:firel
TER VALDIVIA U1: firel in deg
HE CANUTILLAR U1: firel in deg
HE CANUTILLAR U2: firel in deg
11.1 MW
11.1 MW
10.3 MW
10.3 MW
5.6 MW
5.6 MW
HP PILMAIQUEN U1: Total Active Power in MW
HP PILMAIQUEN U2: Total Active Power in MW
HP PILMAIQUEN U3: Total Active Power in MW
HP PILMAIQUEN U4: Total Active Power in MW
HP PILMAIQUEN U5: Total Active Power in MW
HP PULLINQUE U1: m:Psum:bus1
2 more...
2.6 Mvar
2.5 Mvar
-0.0 Mvar
-0.0 Mvar
HP PILMAIQUEN U1: Total Reactive Power in Mvar
HP PILMAIQUEN U2: Total Reactive Power in Mvar
HP PILMAIQUEN U3: Total Reactive Power in Mvar
HP PILMAIQUEN U4: Total Reactive Power in Mvar
HP PILMAIQUEN U5: Total Reactive Power in Mvar
HP PULLINQUE U1: m:Qsum:bus1
2 more...
17.0 deg
16.9 deg
13.5 deg
11.7 deg
6.9 deg
-12.7 deg
HP PILMAIQUEN U1: firel in deg
HP PILMAIQUEN U2: firel in deg
HP PILMAIQUEN U3: firel in deg
HP PILMAIQUEN U4: firel in deg
HP PILMAIQUEN U5: firel in deg
HP PULLINQUE U1: c:firel
2 more...

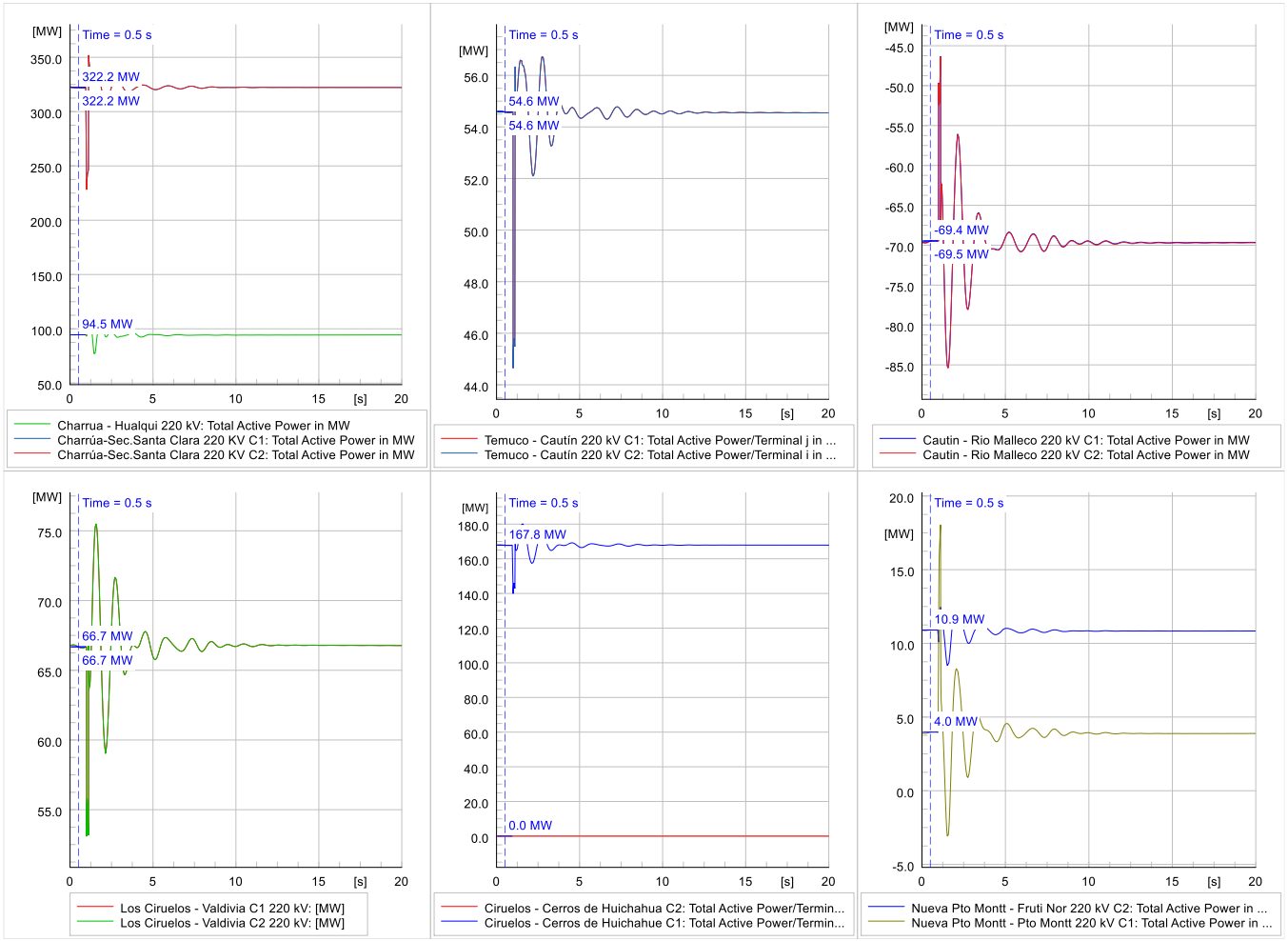
Time = 0.5 s
[MW]
322.2 MW
322.2 MW
94.5 MW
Charrua - Hualqui 220 kV: Total Active Power in MW
Charrúa-Sec.Santa Clara 220 KV C1: Total Active Power in MW
Charrúa-Sec.Santa Clara 220 KV C2: Total Active Power in MW
54.6 MW
54.6 MW
Temuco - Cautín 220 kV C1: Total Active Power/Terminal j in ...
Temuco - Cautín 220 kV C2: Total Active Power/Terminal i in ...
-69.4 MW
-69.5 MW
Cautin - Rio Malleco 220 kV C1: Total Active Power in MW
Cautin - Rio Malleco 220 kV C2: Total Active Power in MW
66.7 MW
66.7 MW
Los Ciruelos - Valdivia C1 220 kV: [MW]
Los Ciruelos - Valdivia C2 220 kV: [MW]
167.8 MW
0.0 MW
Ciruelos - Cerros de Huichahua C2: Total Active Power/Termin...
Ciruelos - Cerros de Huichahue C1: Total Active Power/Termin...
10.9 MW
4.0 MW
Nueva Pto Montt - Fruti Nor 220 kV C2: Total Active Power in ...
Nueva Pto Montt - Pto Montt 220 kV C1: Total Active Power in ...

17.12 E4 2024_12_09 DB 5 Hrs.- Ancoa - Charrúa 500kV

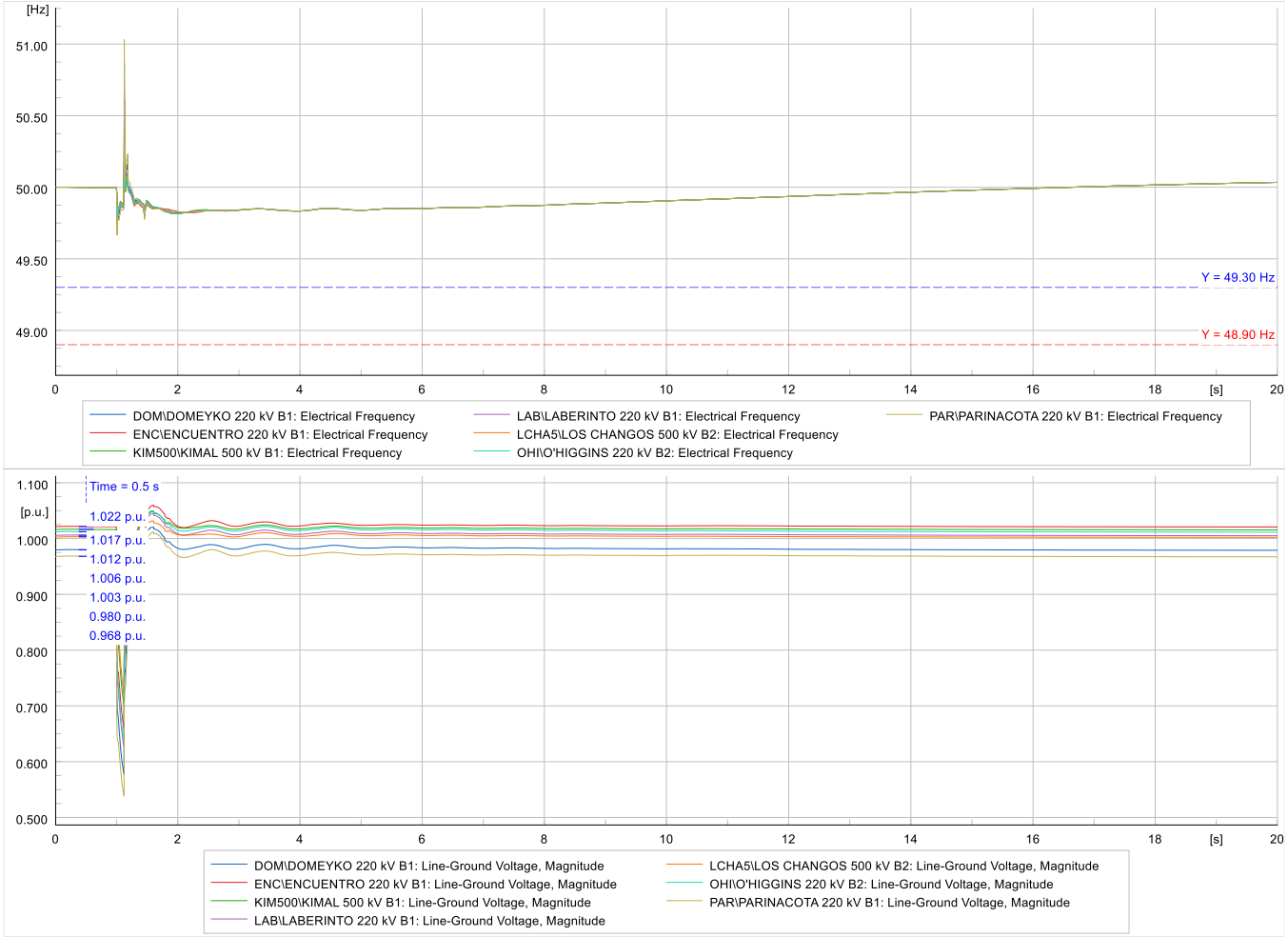

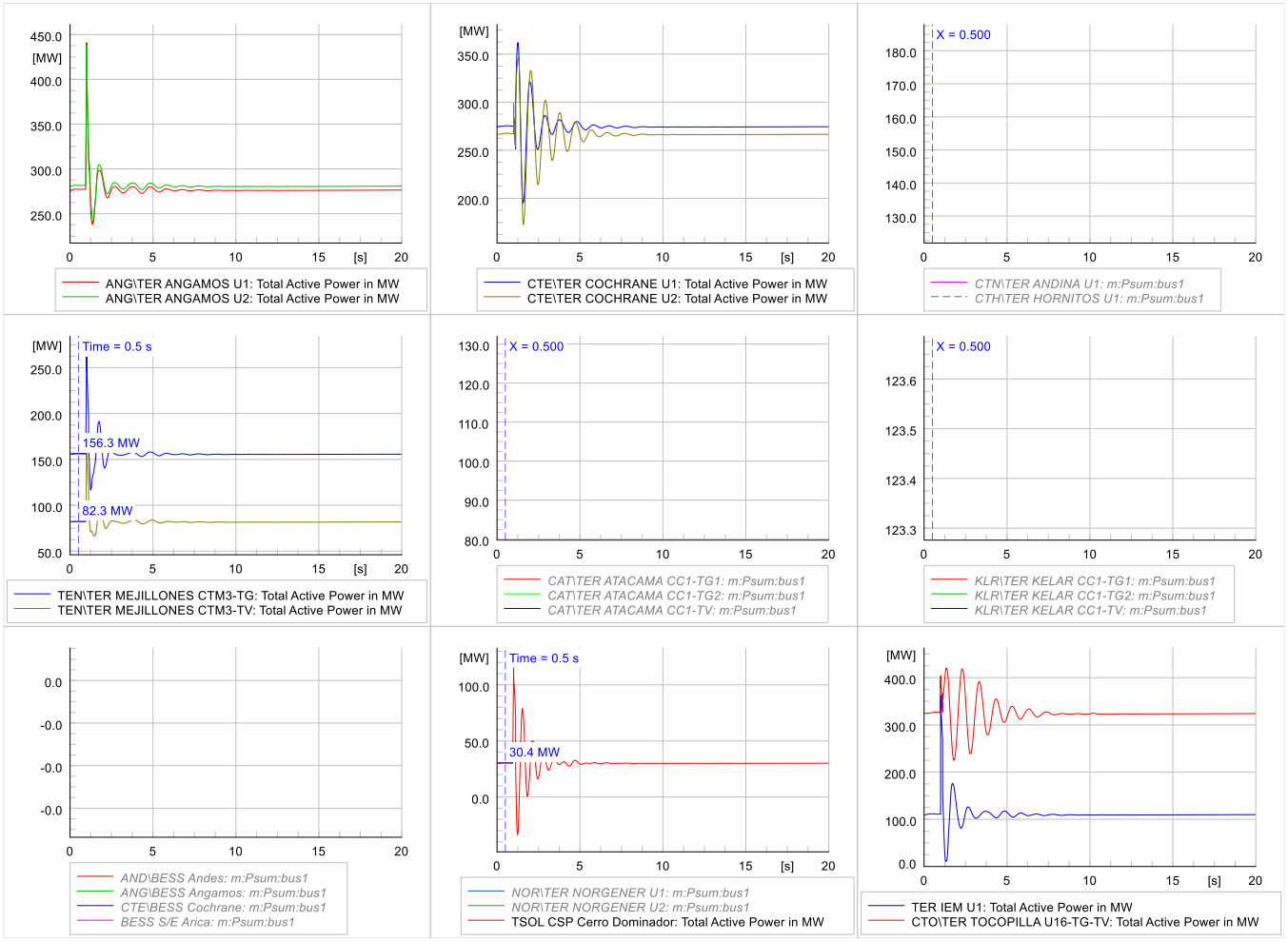
ANG\TER ANGAMOS U1: Total Active Power in MW
ANG\TER ANGAMOS U2: Total Active Power in MW
CTE\TER COCHRANE U1: Total Active Power in MW
CTE\TER COCHRANE U2: Total Active Power in MW
X = 0.500
CTN\TER ANDINA U1: m:Psum:bus1
CTH\TER HORNITOS U1: m:Psum:bus1
Time = 0.5 s
156.3 MW
82.3 MW
TEN\TER MEJILLONES CTM3-TG: Total Active Power in MW
TEN\TER MEJILLONES CTM3-TV: Total Active Power in MW
CAT\TER ATACAMA CC1-TG1: m:Psum:bus1
CAT\TER ATACAMA CC1-TG2: m:Psum:bus1
CAT\TER ATACAMA CC1-TV: m:Psum:bus1
KLR\TER KELAR CC1-TG1: m:Psum:bus1
KLR\TER KELAR CC1-TG2: m:Psum:bus1
KLR\TER KELAR CC1-TV: m:Psum:bus1
AND\BESS Andes: m:Psum:bus1
ANG\BESS Angamos: m:Psum:bus1
CTE\BESS Cochrane: m:Psum:bus1
BESS S/E Arica: m:Psum:bus1
30.4 MW
NOR\TER NORGENER U1: m:Psum:bus1
NOR\TER NORGENER U2: m:Psum:bus1
TSOL CSP Cerro Dominador: Total Active Power in MW
TER IEM U1: Total Active Power in MW
CTO\TER TOCOPILLA U16-TG-TV: Total Active Power in MW

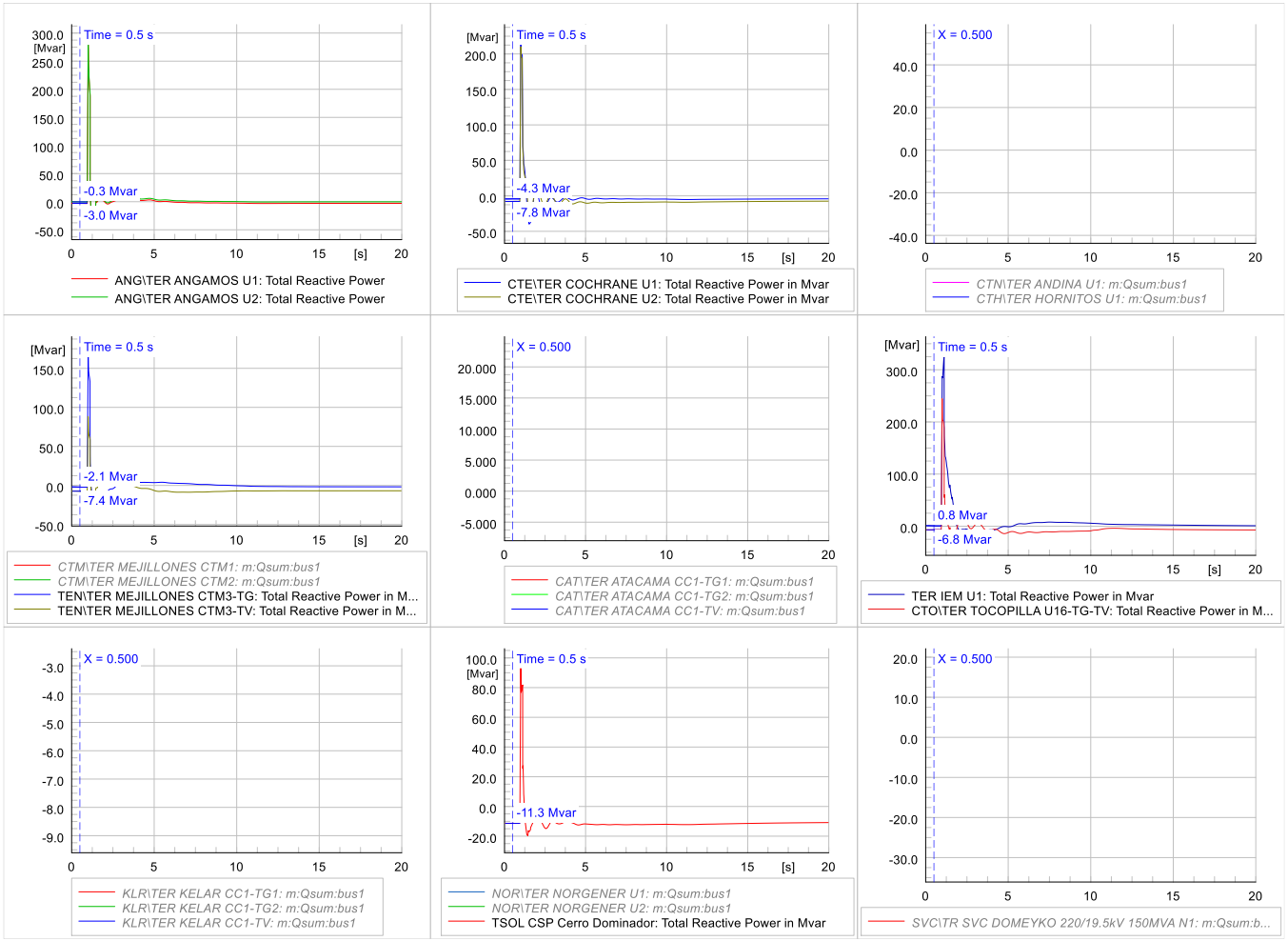
Time = 0.5 s
-0.3 Mvar
-3.0 Mvar
ANG\TER ANGAMOS U1: Total Reactive Power
ANG\TER ANGAMOS U2: Total Reactive Power
-4.3 Mvar
-7.8 Mvar
CTE\TER COCHRANE U1: Total Reactive Power in Mvar
CTE\TER COCHRANE U2: Total Reactive Power in Mvar
X = 0.500
CTN\TER ANDINA U1: m:Qsum:bus1
CTH\TER HORNITOS U1: m:Qsum:bus1
-2.1 Mvar
-7.4 Mvar
CTM\TER MEJILLONES CTM1: m:Qsum:bus1
CTM\TER MEJILLONES CTM2: m:Qsum:bus1
TEN\TER MEJILLONES CTM3-TG: Total Reactive Power in M...
TEN\TER MEJILLONES CTM3-TV: Total Reactive Power in M...
CAT\TER ATACAMA CC1-TG1: m:Qsum:bus1
CAT\TER ATACAMA CC1-TG2: m:Qsum:bus1
CAT\TER ATACAMA CC1-TV: m:Qsum:bus1
0.8 Mvar
-6.8 Mvar
TER IEM U1: Total Reactive Power in Mvar
CTO\TER TOCOPILLA U16-TG-TV: Total Reactive Power in M...
KLR\TER KELAR CC1-TG1: m:Qsum:bus1
KLR\TER KELAR CC1-TG2: m:Qsum:bus1
KLR\TER KELAR CC1-TV: m:Qsum:bus1
-11.3 Mvar
NOR\TER NORGENER U1: m:Qsum:bus1
NOR\TER NORGENER U2: m:Qsum:bus1
TSOL CSP Cerro Dominador: Total Reactive Power in Mvar
SVC\TR SVC DOMEYKO 220/19.5kV 150MVA N1: m:Qsum:b...

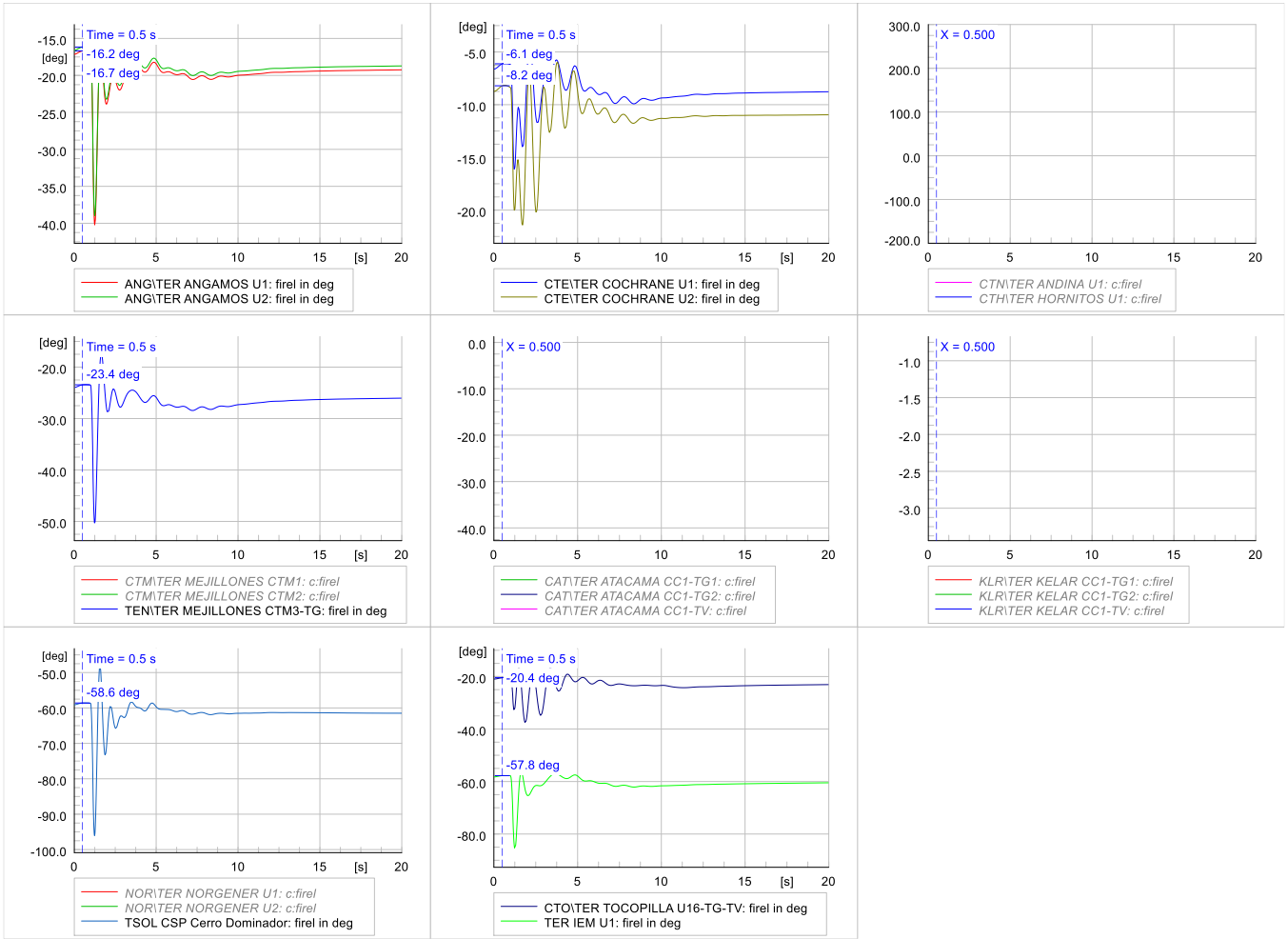
Time = 0.5 s
-16.2 deg
-16.7 deg
[deg]
[s]
ANG\TER ANGAMOS U1: firel in deg
ANG\TER ANGAMOS U2: firel in deg
Time = 0.5 s
-6.1 deg
-8.2 deg
CTE\TER COCHRANE U1: firel in deg
CTE\TER COCHRANE U2: firel in deg
X = 0.500
CTN\TER ANDINA U1: c:firel
CTH\TER HORNITOS U1: c:firel
Time = 0.5 s
-23.4 deg
CTM\TER MEJILLONES CTM1: c:firel
CTM\TER MEJILLONES CTM2: c:firel
TEN\TER MEJILLONES CTM3-TG: firel in deg
X = 0.500
CAT\TER ATACAMA CC1-TG1: c:firel
CAT\TER ATACAMA CC1-TG2: c:firel
CAT\TER ATACAMA CC1-TV: c:firel
X = 0.500
KLR\TER KELAR CC1-TG1: c:firel
KLR\TER KELAR CC1-TG2: c:firel
KLR\TER KELAR CC1-TV: c:firel
Time = 0.5 s
-58.6 deg
NOR\TER NORGENER U1: c:firel
NOR\TER NORGENER U2: c:firel
TSOL CSP Cerro Dominador: firel in deg
Time = 0.5 s
-20.4 deg
-57.8 deg
CTO\TER TOCOPILLA U16-TG-TV: firel in deg
TER IEM U1: firel in deg

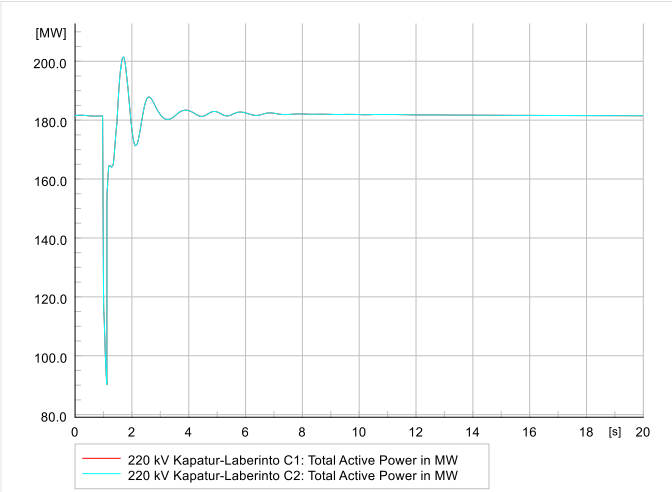
[MW]
200.0
180.0
160.0
140.0
120.0
100.0
80.0
0 2 4 6 8 10 12 14 16 18 [s] 20
220 kV Kapatur-Laberinto C1: Total Active Power in MW
220 kV Kapatur-Laberinto C2: Total Active Power in MW

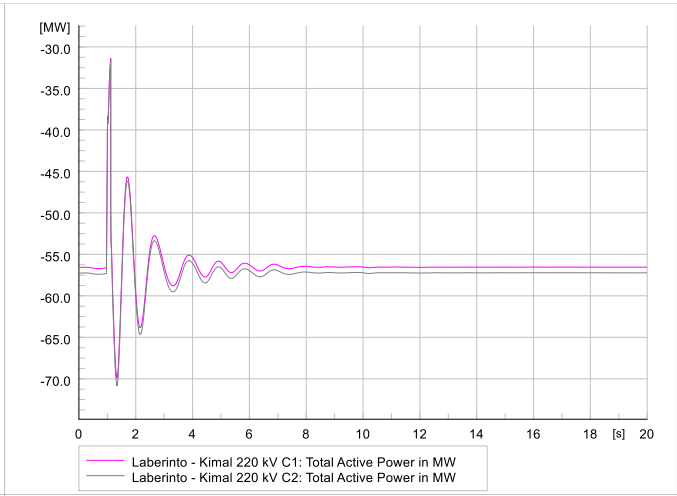
[MW]
-30.0
-35.0
-40.0
-45.0
-50.0
-55.0
-60.0
-65.0
-70.0
0 2 4 6 8 10 12 14 16 18 [s] 20
Laberinto - Kimal 220 kV C1: Total Active Power in MW
Laberinto - Kimal 220 kV C2: Total Active Power in MW

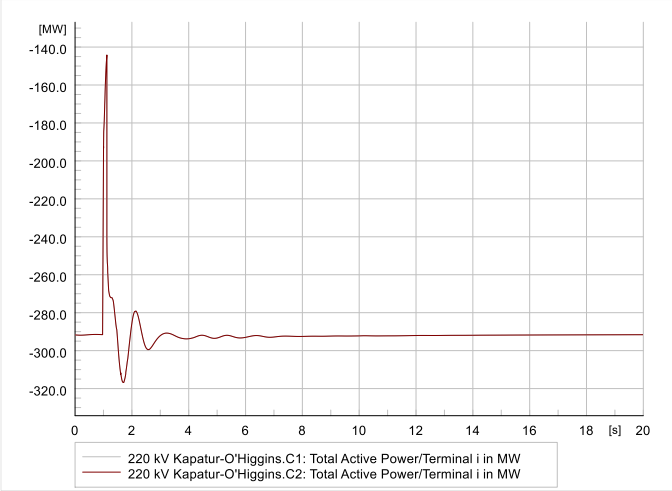
[MW]
-140.0
-160.0
-180.0
-200.0
-220.0
-240.0
-260.0
-280.0
-300.0
-320.0
0 2 4 6 8 10 12 14 16 18 [s] 20
220 kV Kapatur-O'Higgins.C1: Total Active Power/Terminal i in MW
220 kV Kapatur-O'Higgins.C2: Total Active Power/Terminal i in MW

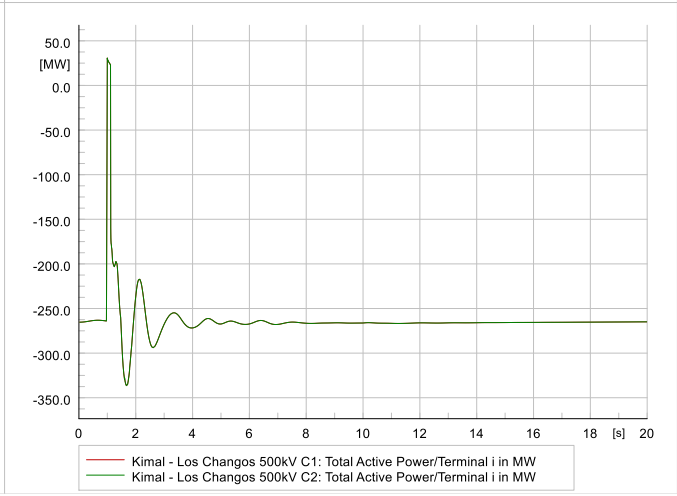
50.0
[MW]
0.0
-50.0
-100.0
-150.0
-200.0
-250.0
-300.0
-350.0
0 2 4 6 8 10 12 14 16 18 [s] 20
Kimal - Los Changos 500kV C1: Total Active Power/Terminal i in MW
Kimal - Los Changos 500kV C2: Total Active Power/Terminal i in MW

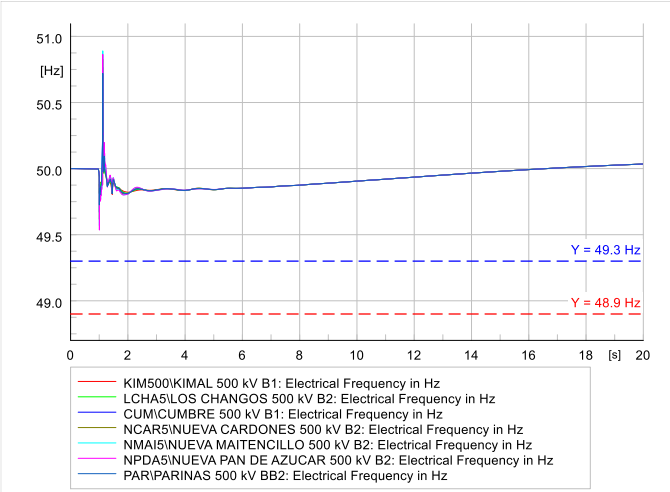
51.0
[Hz]
50.5
50.0
49.5
49.0
Y = 49.3 Hz
Y = 48.9 Hz
0 2 4 6 8 10 12 14 16 18 [s] 20
KIM500\KIMAL 500 kV B1: Electrical Frequency in Hz
LCHA5\LOS CHANGOS 500 kV B2: Electrical Frequency in Hz
CUM\CUMBRE 500 kV B1: Electrical Frequency in Hz
NCAR5\NUEVA CARDONES 500 kV B2: Electrical Frequency in Hz
NMAI5\NUEVA MAITENCILLO 500 kV B2: Electrical Frequency in Hz
NPDA5\NUEVA PAN DE AZUCAR 500 kV B2: Electrical Frequency in Hz
PAR\PARINAS 500 kV BB2: Electrical Frequency in Hz

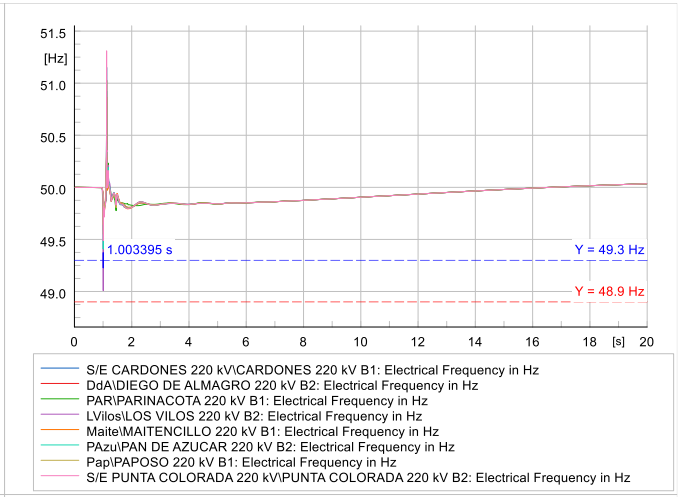
51.5
[Hz]
51.0
50.5
50.0
49.5
49.0
1.003395 s
Y = 49.3 Hz
Y = 48.9 Hz
0 2 4 6 8 10 12 14 16 18 [s] 20
S/E CARDONES 220 kV\CARDONES 220 kV B1: Electrical Frequency in Hz
DdA\DIEGO DE ALMAGRO 220 kV B2: Electrical Frequency in Hz
PAR\PARINACOTA 220 kV B1: Electrical Frequency in Hz
LVilos\LOS VILOS 220 kV B2: Electrical Frequency in Hz
Maite\MAITENCILLO 220 kV B1: Electrical Frequency in Hz
PAzu\PAN DE AZUCAR 220 kV B2: Electrical Frequency in Hz
Pap\PAPOSO 220 kV B1: Electrical Frequency in Hz
S/E PUNTA COLORADA 220 kV\PUNTA COLORADA 220 kV B2: Electrical Frequency in Hz

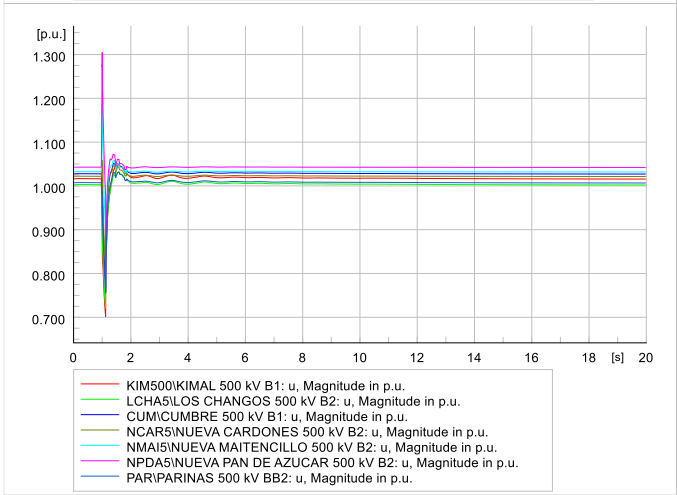
[p.u.]
1.300
1.200
1.100
1.000
0.900
0.800
0.700
0 2 4 6 8 10 12 14 16 18 [s] 20
KIM500\KIMAL 500 kV B1: u, Magnitude in p.u.
LCHA5\LOS CHANGOS 500 kV B2: u, Magnitude in p.u.
CUM\CUMBRE 500 kV B1: u, Magnitude in p.u.
NCAR5\NUEVA CARDONES 500 kV B2: u, Magnitude in p.u.
NMAI5\NUEVA MAITENCILLO 500 kV B2: u, Magnitude in p.u.
NPDA5\NUEVA PAN DE AZUCAR 500 kV B2: u, Magnitude in p.u.
PAR\PARINAS 500 kV BB2: u, Magnitude in p.u.

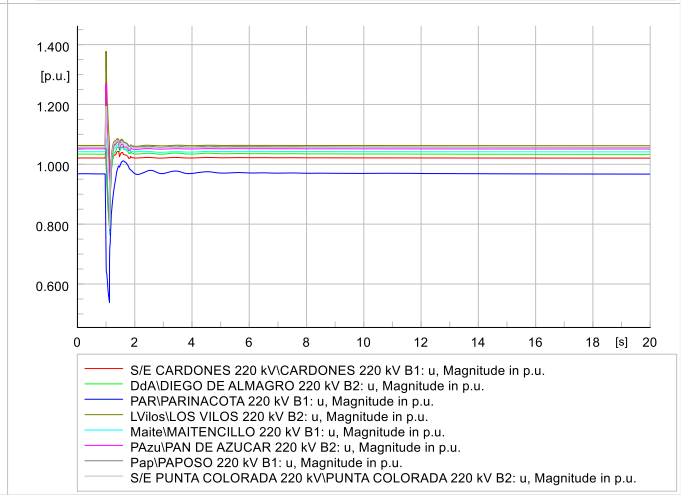
1.400
[p.u.]
1.200
1.000
0.800
0.600
0 2 4 6 8 10 12 14 16 18 [s] 20
S/E CARDONES 220 kV\CARDONES 220 kV B1: u, Magnitude in p.u.
DdA\DIEGO DE ALMAGRO 220 kV B2: u, Magnitude in p.u.
PAR\PARINACOTA 220 kV B1: u, Magnitude in p.u.
LVilos\LOS VILOS 220 kV B2: u, Magnitude in p.u.
Maite\MAITENCILLO 220 kV B1: u, Magnitude in p.u.
PAzu\PAN DE AZUCAR 220 kV B2: u, Magnitude in p.u.
Pap\PAPOSO 220 kV B1: u, Magnitude in p.u.
S/E PUNTA COLORADA 220 kV\PUNTA COLORADA 220 kV B2: u, Magnitude in p.u.

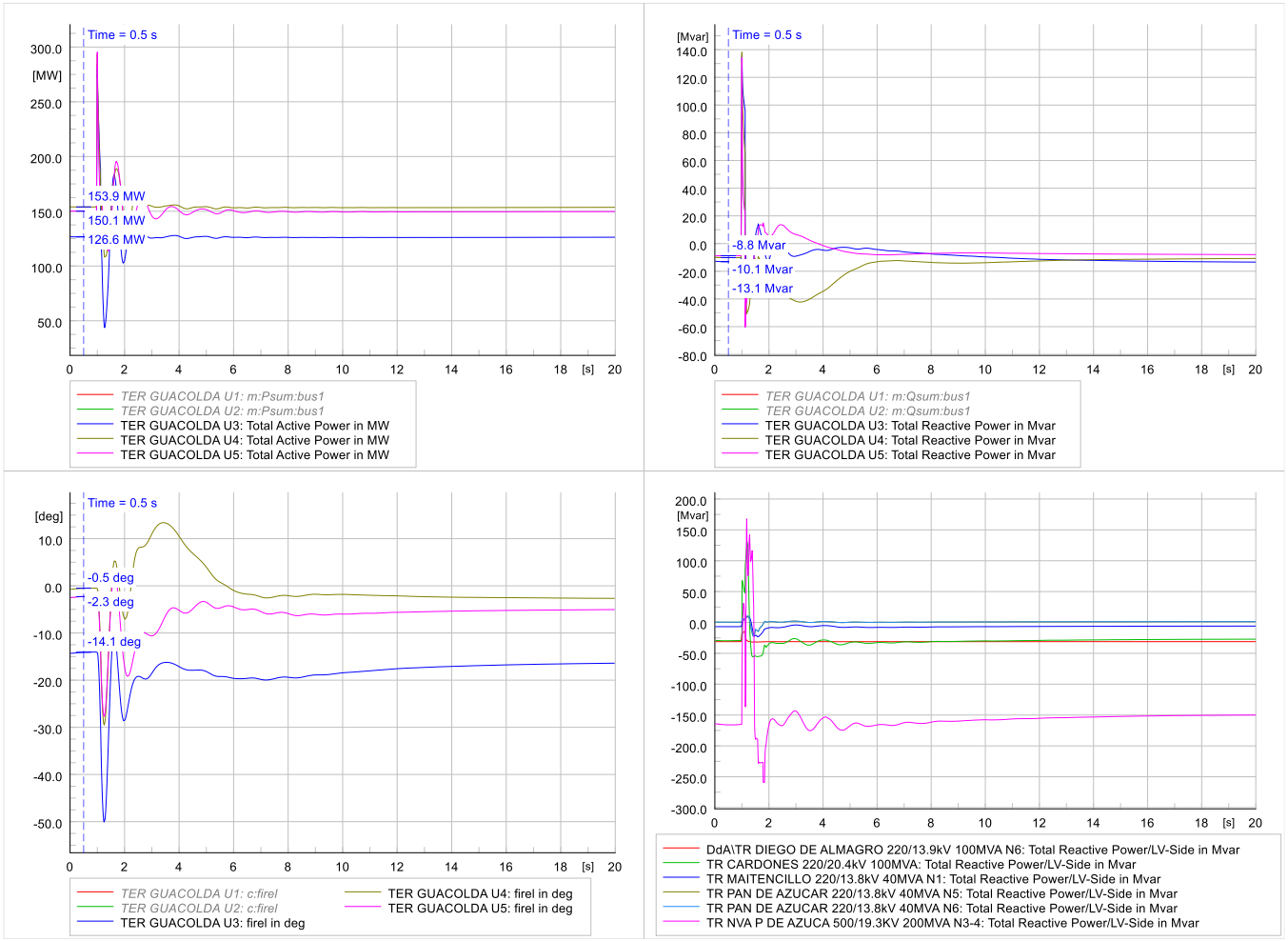
Time = 0.5 s
[MW]
153.9 MW
150.1 MW
126.6 MW
TER GUACOLDA U1: m:Psum:bus1
TER GUACOLDA U2: m:Psum:bus1
TER GUACOLDA U3: Total Active Power in MW
TER GUACOLDA U4: Total Active Power in MW
TER GUACOLDA U5: Total Active Power in MW
[Mvar]
-8.8 Mvar
-10.1 Mvar
-13.1 Mvar
TER GUACOLDA U1: m:Qsum:bus1
TER GUACOLDA U2: m:Qsum:bus1
TER GUACOLDA U3: Total Reactive Power in Mvar
TER GUACOLDA U4: Total Reactive Power in Mvar
TER GUACOLDA U5: Total Reactive Power in Mvar
[deg]
-0.5 deg
-2.3 deg
-14.1 deg
TER GUACOLDA U1: c:firel
TER GUACOLDA U2: c:firel
TER GUACOLDA U3: firel in deg
TER GUACOLDA U4: firel in deg
TER GUACOLDA U5: firel in deg
DdA\TR DIEGO DE ALMAGRO 220/13.9kV 100MVA N6: Total Reactive Power/LV-Side in Mvar
TR CARDONES 220/20.4kV 100MVA: Total Reactive Power/LV-Side in Mvar
TR MAITENCILLO 220/13.8kV 40MVA N1: Total Reactive Power/LV-Side in Mvar
TR PAN DE AZUCAR 220/13.8kV 40MVA N5: Total Reactive Power/LV-Side in Mvar
TR PAN DE AZUCAR 220/13.8kV 40MVA N6: Total Reactive Power/LV-Side in Mvar
TR NVA P DE AZUCA 500/19.3KV 200MVA N3-4: Total Reactive Power/LV-Side in Mvar

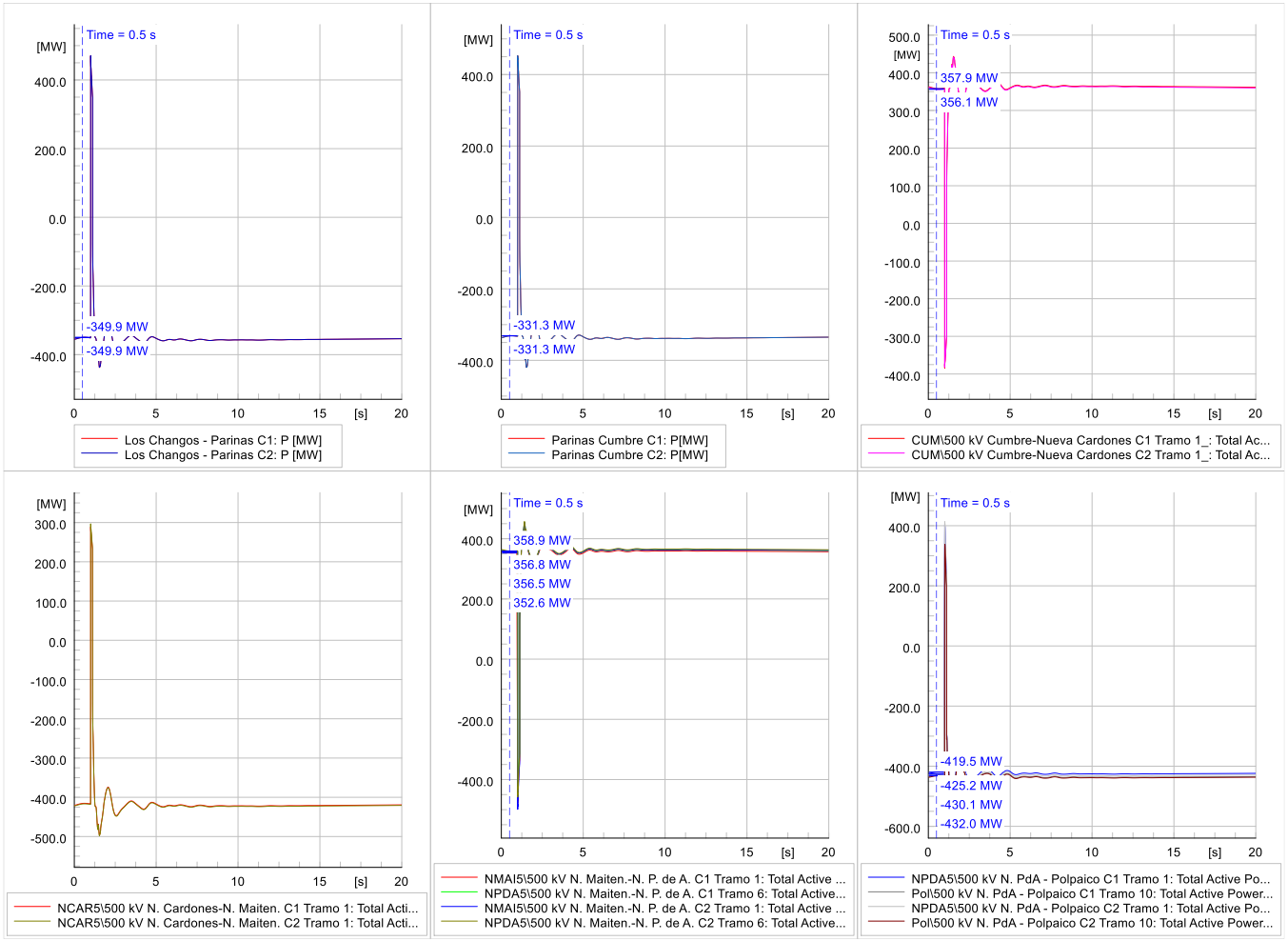
Time = 0.5 s
[MW]
-349.9 MW
-349.9 MW
[s]
Los Changos - Parinas C1: P [MW]
Los Changos - Parinas C2: P [MW]
Time = 0.5 s
[MW]
-331.3 MW
-331.3 MW
[s]
Parinas Cumbre C1: P[MW]
Parinas Cumbre C2: P[MW]
Time = 0.5 s
[MW]
357.9 MW
356.1 MW
[s]
CUM\500 kV Cumbre-Nueva Cardones C1 Tramo 1_: Total Ac...
CUM\500 kV Cumbre-Nueva Cardones C2 Tramo 1_: Total Ac...
[MW]
[s]
NCAR5\500 kV N. Cardones-N. Maiten. C1 Tramo 1: Total Acti...
NCAR5\500 kV N. Cardones-N. Maiten. C2 Tramo 1: Total Acti...
Time = 0.5 s
[MW]
358.9 MW
356.8 MW
356.5 MW
352.6 MW
[s]
NMAI5\500 kV N. Maiten.-N. P. de A. C1 Tramo 1: Total Active ...
NPDA5\500 kV N. Maiten.-N. P. de A. C1 Tramo 6: Total Active...
NMAI5\500 kV N. Maiten.-N. P. de A. C2 Tramo 1: Total Active ...
NPDA5\500 kV N. Maiten.-N. P. de A. C2 Tramo 6: Total Active...
Time = 0.5 s
[MW]
-419.5 MW
-425.2 MW
-430.1 MW
-432.0 MW
[s]
NPDA5\500 kV N. PdA - Polpaico C1 Tramo 1: Total Active Po...
Pol\500 kV N. PdA - Polpaico C1 Tramo 10: Total Active Power...
NPDA5\500 kV N. PdA - Polpaico C2 Tramo 1: Total Active Po...
Pol\500 kV N. PdA - Polpaico C2 Tramo 10: Total Active Power...

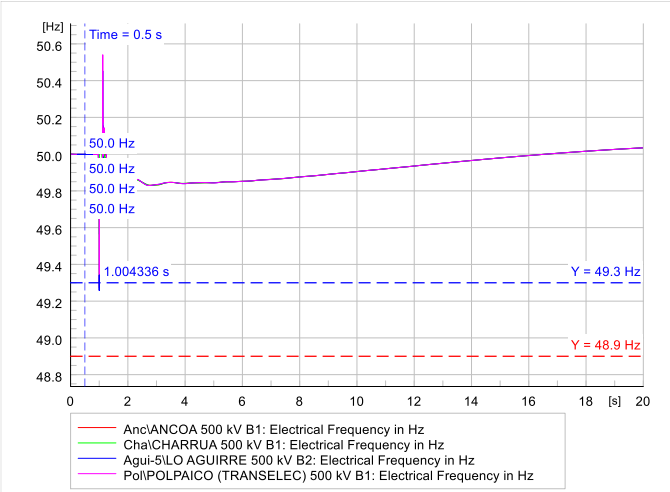
[Hz]
Time = 0.5 s
50.0 Hz
1.004336 s
Y = 49.3 Hz
Y = 48.9 Hz
[s]
Anc\ANCOA 500 kV B1: Electrical Frequency in Hz
Cha\CHARRUA 500 kV B1: Electrical Frequency in Hz
Agui-5\LO AGUIRRE 500 kV B2: Electrical Frequency in Hz
Pol\POLPAICO (TRANSELEC) 500 kV B1: Electrical Frequency in Hz

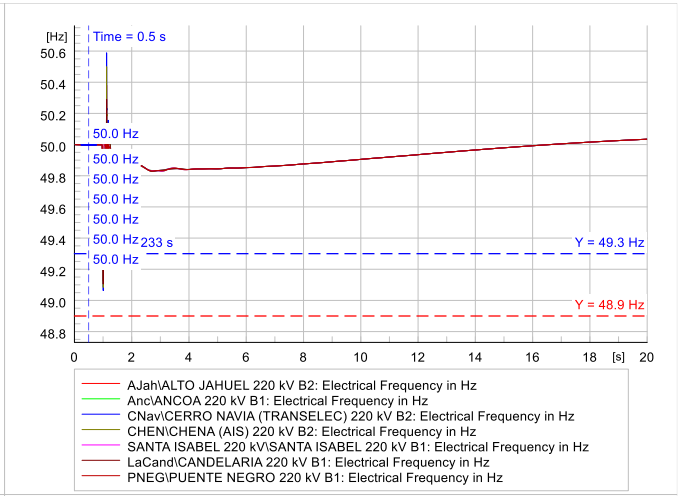
[Hz]
Time = 0.5 s
50.0 Hz
233 s
Y = 49.3 Hz
Y = 48.9 Hz
[s]
AJah\ALTO JAHUEL 220 kV B2: Electrical Frequency in Hz
Anc\ANCOA 220 kV B1: Electrical Frequency in Hz
CNav\CERRO NAVIA (TRANSELEC) 220 kV B2: Electrical Frequency in Hz
CHEN\CHENA (AIS) 220 kV B2: Electrical Frequency in Hz
SANTA ISABEL 220 kV\SANTA ISABEL 220 kV B1: Electrical Frequency in Hz
LaCand\CANDELARIA 220 kV B1: Electrical Frequency in Hz
PNEG\PUENTE NEGRO 220 kV B1: Electrical Frequency in Hz

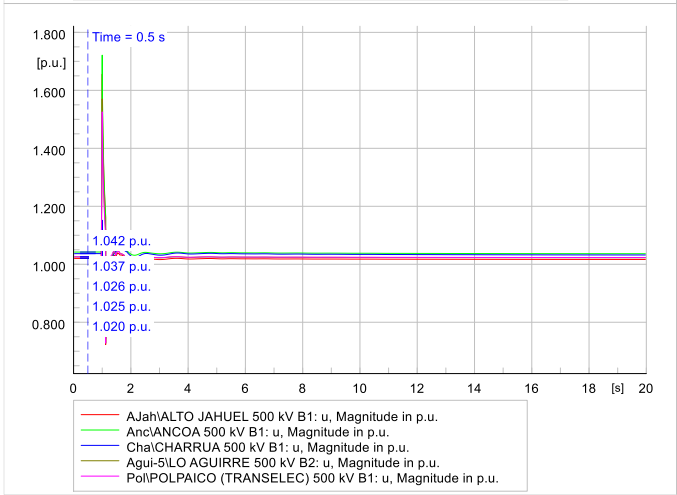
[p.u.]
Time = 0.5 s
1.042 p.u.
1.037 p.u.
1.026 p.u.
1.025 p.u.
1.020 p.u.
[s]
AJah\ALTO JAHUEL 500 kV B1: u, Magnitude in p.u.
Anc\ANCOA 500 kV B1: u, Magnitude in p.u.
Cha\CHARRUA 500 kV B1: u, Magnitude in p.u.
Agui-5\LO AGUIRRE 500 kV B2: u, Magnitude in p.u.
Pol\POLPAICO (TRANSELEC) 500 kV B1: u, Magnitude in p.u.

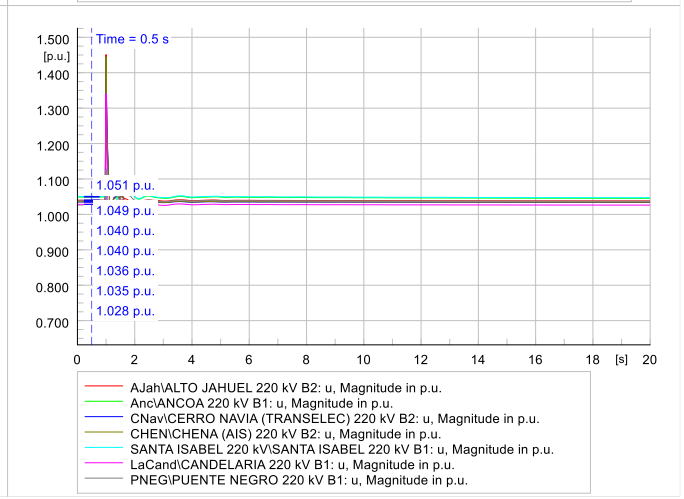
[p.u.]
Time = 0.5 s
1.051 p.u.
1.049 p.u.
1.040 p.u.
1.040 p.u.
1.036 p.u.
1.035 p.u.
1.028 p.u.
[s]
AJah\ALTO JAHUEL 220 kV B2: u, Magnitude in p.u.
Anc\ANCOA 220 kV B1: u, Magnitude in p.u.
CNav\CERRO NAVIA (TRANSELEC) 220 kV B2: u, Magnitude in p.u.
CHEN\CHENA (AIS) 220 kV B2: u, Magnitude in p.u.
SANTA ISABEL 220 kV\SANTA ISABEL 220 kV B1: u, Magnitude in p.u.
LaCand\CANDELARIA 220 kV B1: u, Magnitude in p.u.
PNEG\PUENTE NEGRO 220 kV B1: u, Magnitude in p.u.

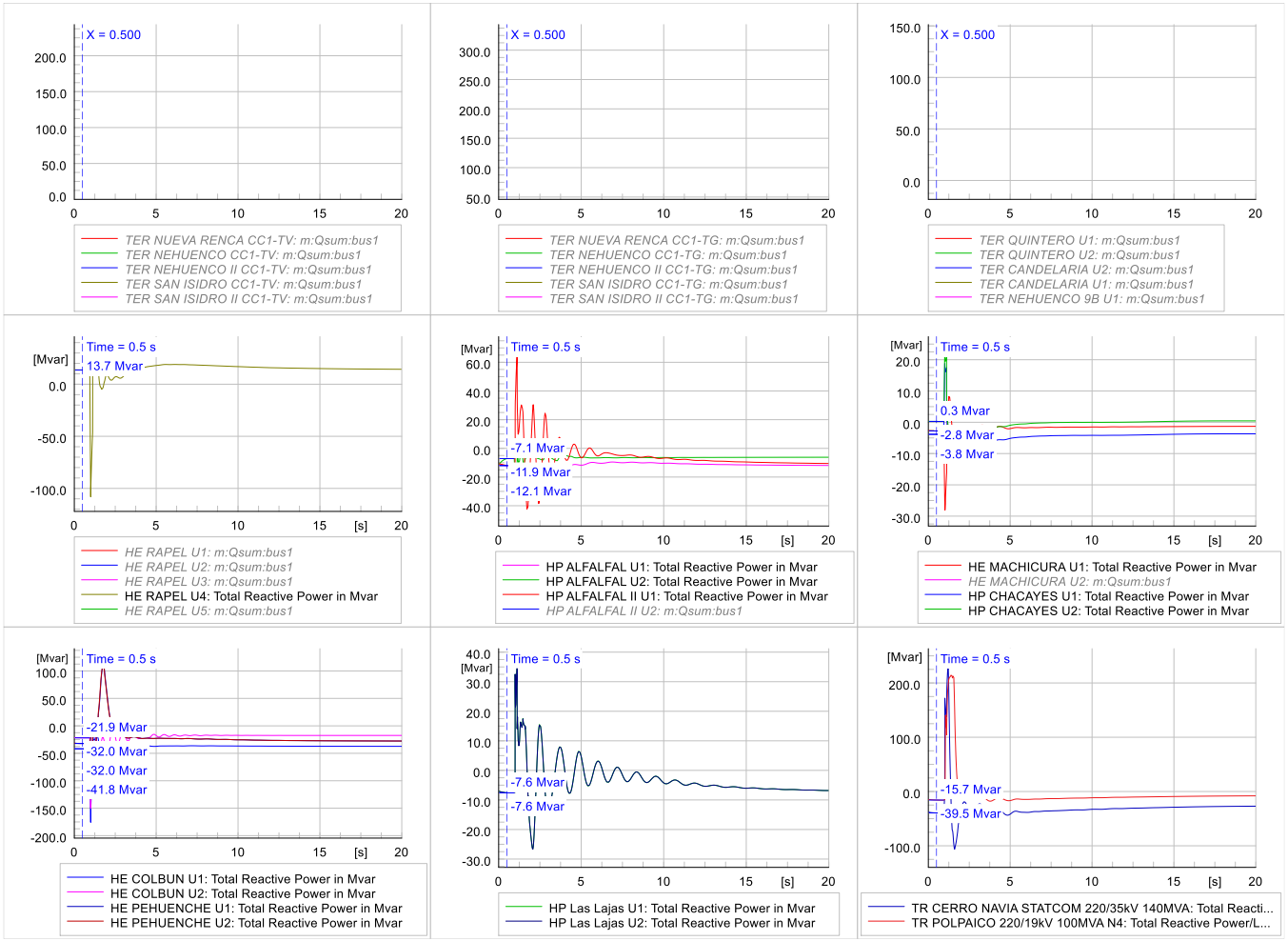
X = 0.500
TER NUEVA RENCA CC1-TV: m:Qsum:bus1
TER NEHUENCO CC1-TV: m:Qsum:bus1
TER NEHUENCO II CC1-TV: m:Qsum:bus1
TER SAN ISIDRO CC1-TV: m:Qsum:bus1
TER SAN ISIDRO II CC1-TV: m:Qsum:bus1
X = 0.500
TER NUEVA RENCA CC1-TG: m:Qsum:bus1
TER NEHUENCO CC1-TG: m:Qsum:bus1
TER NEHUENCO II CC1-TG: m:Qsum:bus1
TER SAN ISIDRO CC1-TG: m:Qsum:bus1
TER SAN ISIDRO II CC1-TG: m:Qsum:bus1
X = 0.500
TER QUINTERO U1: m:Qsum:bus1
TER QUINTERO U2: m:Qsum:bus1
TER CANDELARIA U2: m:Qsum:bus1
TER CANDELARIA U1: m:Qsum:bus1
TER NEHUENCO 9B U1: m:Qsum:bus1
Time = 0.5 s
13.7 Mvar
HE RAPEL U1: m:Qsum:bus1
HE RAPEL U2: m:Qsum:bus1
HE RAPEL U3: m:Qsum:bus1
HE RAPEL U4: Total Reactive Power in Mvar
HE RAPEL U5: m:Qsum:bus1
Time = 0.5 s
-7.1 Mvar
-11.9 Mvar
-12.1 Mvar
HP ALFALFAL U1: Total Reactive Power in Mvar
HP ALFALFAL U2: Total Reactive Power in Mvar
HP ALFALFAL II U1: Total Reactive Power in Mvar
HP ALFALFAL II U2: m:Qsum:bus1
Time = 0.5 s
0.3 Mvar
-2.8 Mvar
-3.8 Mvar
HE MACHICURA U1: Total Reactive Power in Mvar
HE MACHICURA U2: m:Qsum:bus1
HP CHACAYES U1: Total Reactive Power in Mvar
HP CHACAYES U2: Total Reactive Power in Mvar
Time = 0.5 s
-21.9 Mvar
-32.0 Mvar
-32.0 Mvar
-41.8 Mvar
HE COLBUN U1: Total Reactive Power in Mvar
HE COLBUN U2: Total Reactive Power in Mvar
HE PEHUENCHE U1: Total Reactive Power in Mvar
HE PEHUENCHE U2: Total Reactive Power in Mvar
Time = 0.5 s
-7.6 Mvar
-7.6 Mvar
HP Las Lajas U1: Total Reactive Power in Mvar
HP Las Lajas U2: Total Reactive Power in Mvar
Time = 0.5 s
-15.7 Mvar
-39.5 Mvar
TR CERRO NAVIA STATCOM 220/35kV 140MVA: Total Reacti...
TR POLPAICO 220/19kV 100MVA N4: Total Reactive Power/L...

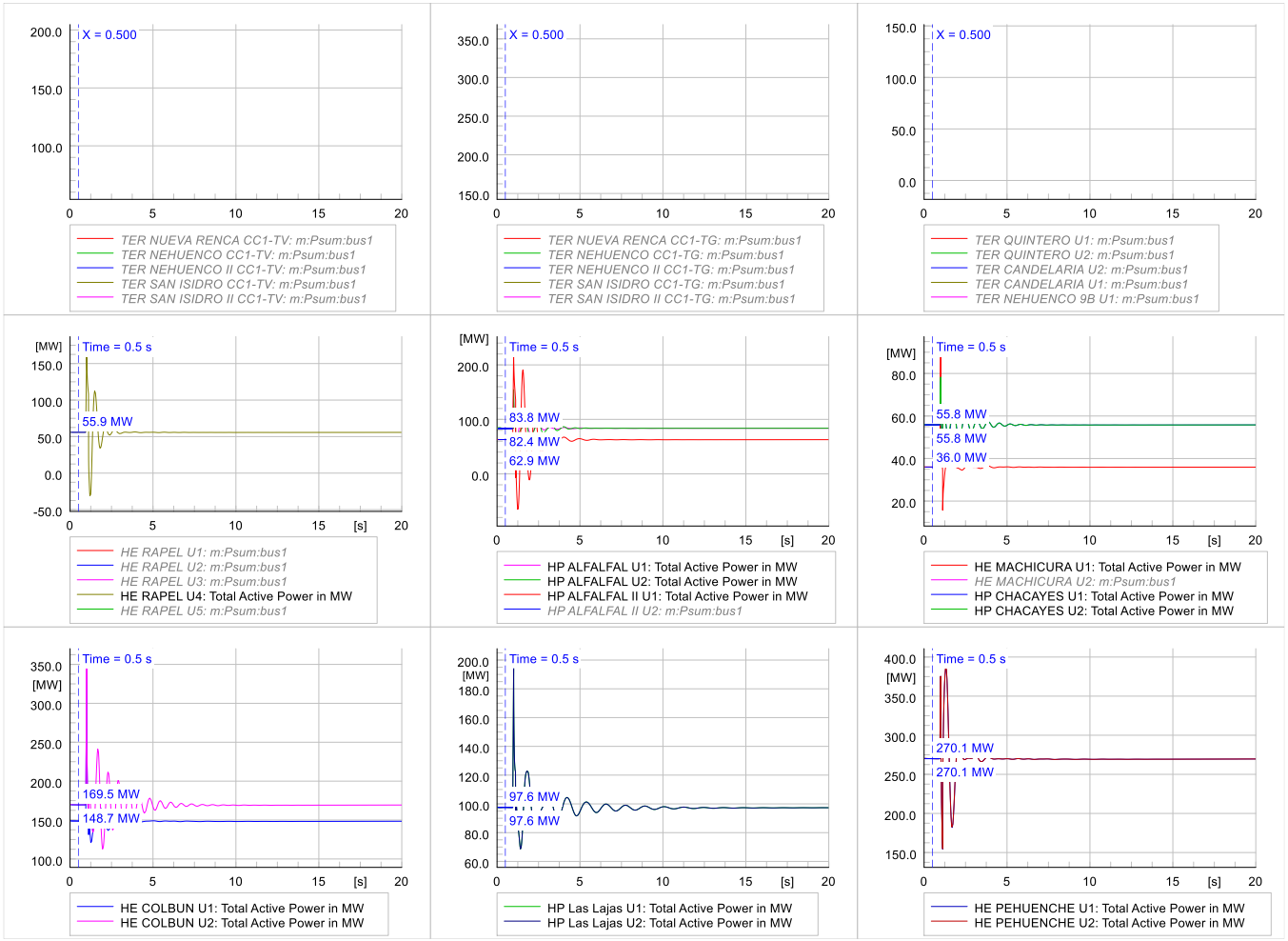
X = 0.500
TER NUEVA RENCA CC1-TV: m:Psum:bus1
TER NEHUENCO CC1-TV: m:Psum:bus1
TER NEHUENCO II CC1-TV: m:Psum:bus1
TER SAN ISIDRO CC1-TV: m:Psum:bus1
TER SAN ISIDRO II CC1-TV: m:Psum:bus1
X = 0.500
TER NUEVA RENCA CC1-TG: m:Psum:bus1
TER NEHUENCO CC1-TG: m:Psum:bus1
TER NEHUENCO II CC1-TG: m:Psum:bus1
TER SAN ISIDRO CC1-TG: m:Psum:bus1
TER SAN ISIDRO II CC1-TG: m:Psum:bus1
X = 0.500
TER QUINTERO U1: m:Psum:bus1
TER QUINTERO U2: m:Psum:bus1
TER CANDELARIA U2: m:Psum:bus1
TER CANDELARIA U1: m:Psum:bus1
TER NEHUENCO 9B U1: m:Psum:bus1
Time = 0.5 s
55.9 MW
HE RAPEL U1: m:Psum:bus1
HE RAPEL U2: m:Psum:bus1
HE RAPEL U3: m:Psum:bus1
HE RAPEL U4: Total Active Power in MW
HE RAPEL U5: m:Psum:bus1
Time = 0.5 s
83.8 MW
82.4 MW
62.9 MW
HP ALFALFAL U1: Total Active Power in MW
HP ALFALFAL U2: Total Active Power in MW
HP ALFALFAL II U1: Total Active Power in MW
HP ALFALFAL II U2: m:Psum:bus1
Time = 0.5 s
55.8 MW
55.8 MW
36.0 MW
HE MACHICURA U1: Total Active Power in MW
HE MACHICURA U2: m:Psum:bus1
HP CHACAYES U1: Total Active Power in MW
HP CHACAYES U2: Total Active Power in MW
Time = 0.5 s
169.5 MW
148.7 MW
HE COLBUN U1: Total Active Power in MW
HE COLBUN U2: Total Active Power in MW
Time = 0.5 s
97.6 MW
97.6 MW
HP Las Lajas U1: Total Active Power in MW
HP Las Lajas U2: Total Active Power in MW
Time = 0.5 s
270.1 MW
270.1 MW
HE PEHUENCHE U1: Total Active Power in MW
HE PEHUENCHE U2: Total Active Power in MW

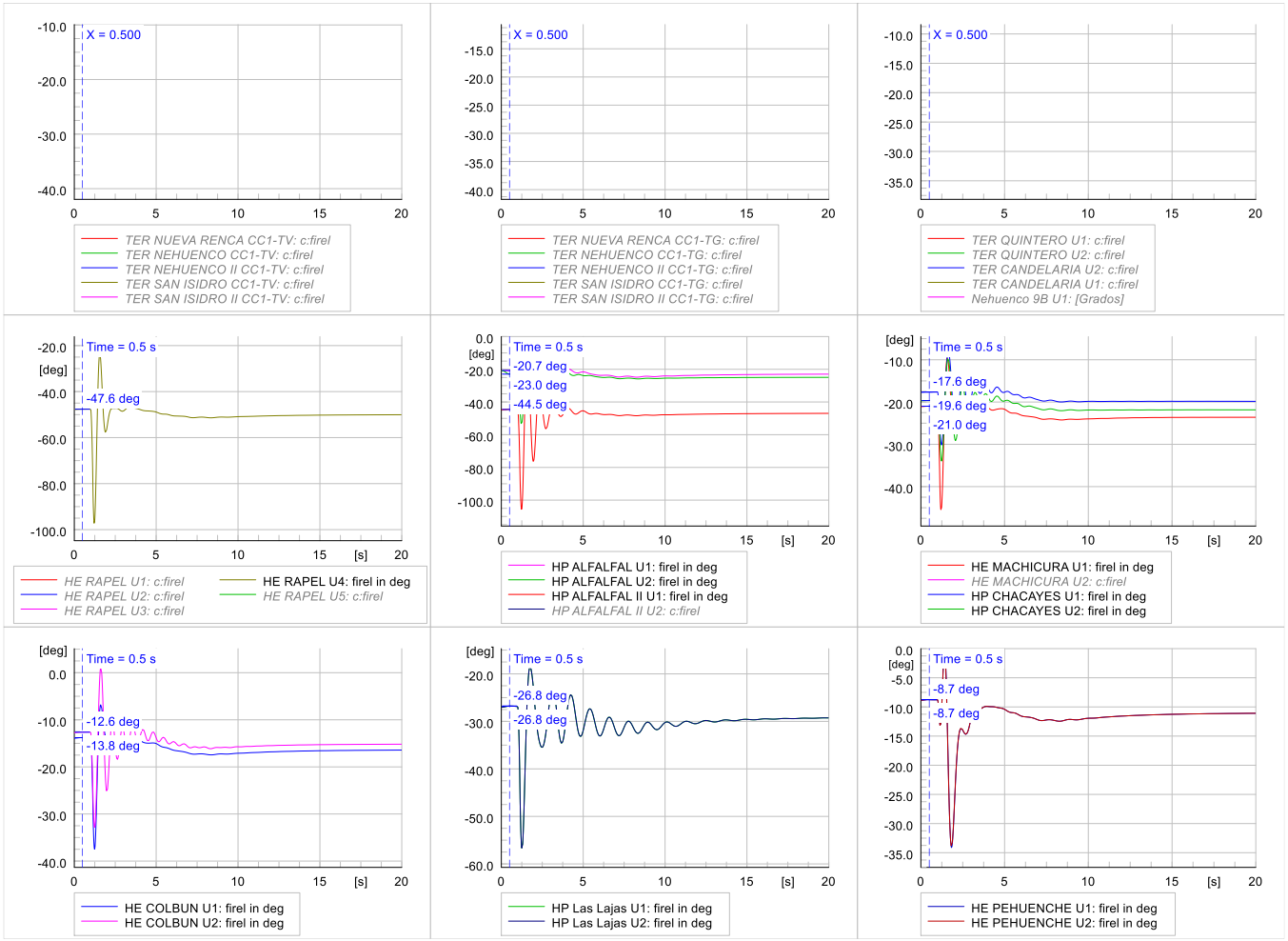
X = 0.500
TER NUEVA RENCA CC1-TV: c:firel
TER NEHUENCO CC1-TV: c:firel
TER NEHUENCO II CC1-TV: c:firel
TER SAN ISIDRO CC1-TV: c:firel
TER SAN ISIDRO II CC1-TV: c:firel
X = 0.500
TER NUEVA RENCA CC1-TG: c:firel
TER NEHUENCO CC1-TG: c:firel
TER NEHUENCO II CC1-TG: c:firel
TER SAN ISIDRO CC1-TG: c:firel
TER SAN ISIDRO II CC1-TG: c:firel
X = 0.500
TER QUINTERO U1: c:firel
TER QUINTERO U2: c:firel
TER CANDELARIA U2: c:firel
TER CANDELARIA U1: c:firel
Nehuenco 9B U1: [Grados]
Time = 0.5 s
-47.6 deg
HE RAPEL U1: c:firel
HE RAPEL U2: c:firel
HE RAPEL U3: c:firel
HE RAPEL U4: firel in deg
HE RAPEL U5: c:firel
Time = 0.5 s
-20.7 deg
-23.0 deg
-44.5 deg
HP ALFALFAL U1: firel in deg
HP ALFALFAL U2: firel in deg
HP ALFALFAL II U1: firel in deg
HP ALFALFAL II U2: c:firel
Time = 0.5 s
-17.6 deg
-19.6 deg
-21.0 deg
HE MACHICURA U1: firel in deg
HE MACHICURA U2: c:firel
HP CHACAYES U1: firel in deg
HP CHACAYES U2: firel in deg
Time = 0.5 s
-12.6 deg
-13.8 deg
HE COLBUN U1: firel in deg
HE COLBUN U2: firel in deg
Time = 0.5 s
-26.8 deg
-26.8 deg
HP Las Lajas U1: firel in deg
HP Las Lajas U2: firel in deg
Time = 0.5 s
-8.7 deg
-8.7 deg
HE PEHUENCHE U1: firel in deg
HE PEHUENCHE U2: firel in deg

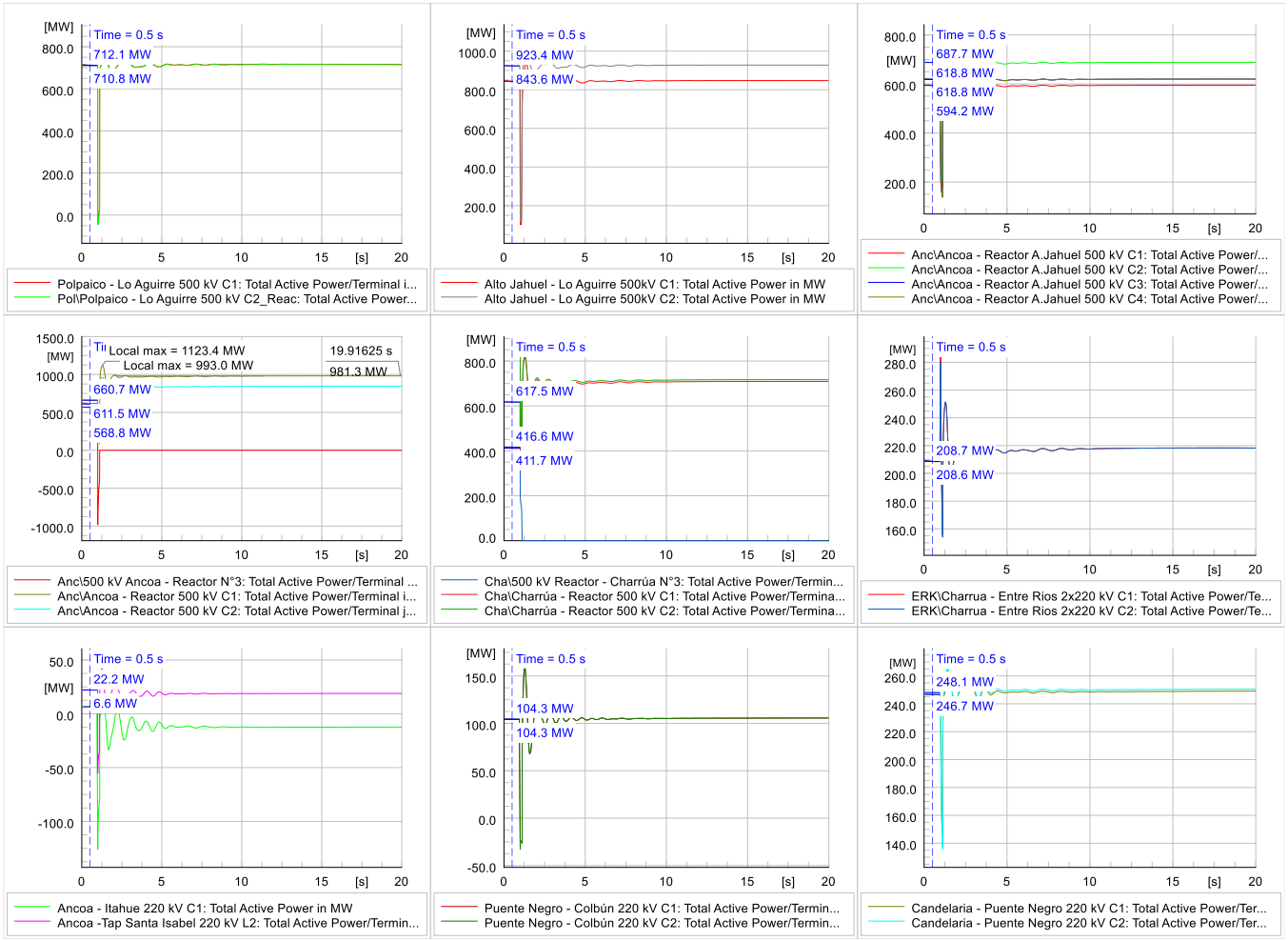
Time = 0.5 s
712.1 MW
710.8 MW
Polpaico - Lo Aguirre 500 kV C1: Total Active Power/Terminal i...
Pol\Polpaico - Lo Aguirre 500 kV C2_Reac: Total Active Power...
923.4 MW
843.6 MW
Alto Jahuel - Lo Aguirre 500kV C1: Total Active Power in MW
Alto Jahuel - Lo Aguirre 500kV C2: Total Active Power in MW
687.7 MW
618.8 MW
618.8 MW
594.2 MW
Anc\Ancoa - Reactor A.Jahuel 500 kV C1: Total Active Power/...
Anc\Ancoa - Reactor A.Jahuel 500 kV C2: Total Active Power/...
Anc\Ancoa - Reactor A.Jahuel 500 kV C3: Total Active Power/...
Anc\Ancoa - Reactor A.Jahuel 500 kV C4: Total Active Power/...
Local max = 1123.4 MW
Local max = 993.0 MW
19.91625 s
981.3 MW
660.7 MW
611.5 MW
568.8 MW
Anc\500 kV Ancoa - Reactor N°3: Total Active Power/Terminal ...
Anc\Ancoa - Reactor 500 kV C1: Total Active Power/Terminal i...
Anc\Ancoa - Reactor 500 kV C2: Total Active Power/Terminal j...
617.5 MW
416.6 MW
411.7 MW
Cha\500 kV Reactor - Charrúa N°3: Total Active Power/Termin...
Cha\Charrúa - Reactor 500 kV C1: Total Active Power/Termina...
Cha\Charrúa - Reactor 500 kV C2: Total Active Power/Termina...
208.7 MW
208.6 MW
ERK\Charrua - Entre Rios 2x220 kV C1: Total Active Power/Te...
ERK\Charrua - Entre Rios 2x220 kV C2: Total Active Power/Te...
22.2 MW
6.6 MW
Ancoa - Itahue 220 kV C1: Total Active Power in MW
Ancoa -Tap Santa Isabel 220 kV L2: Total Active Power/Termin...
104.3 MW
104.3 MW
Puente Negro - Colbún 220 kV C1: Total Active Power/Termin...
Puente Negro - Colbún 220 kV C2: Total Active Power/Termin...
248.1 MW
246.7 MW
Candelaria - Puente Negro 220 kV C1: Total Active Power/Ter...
Candelaria - Puente Negro 220 kV C2: Total Active Power/Ter...

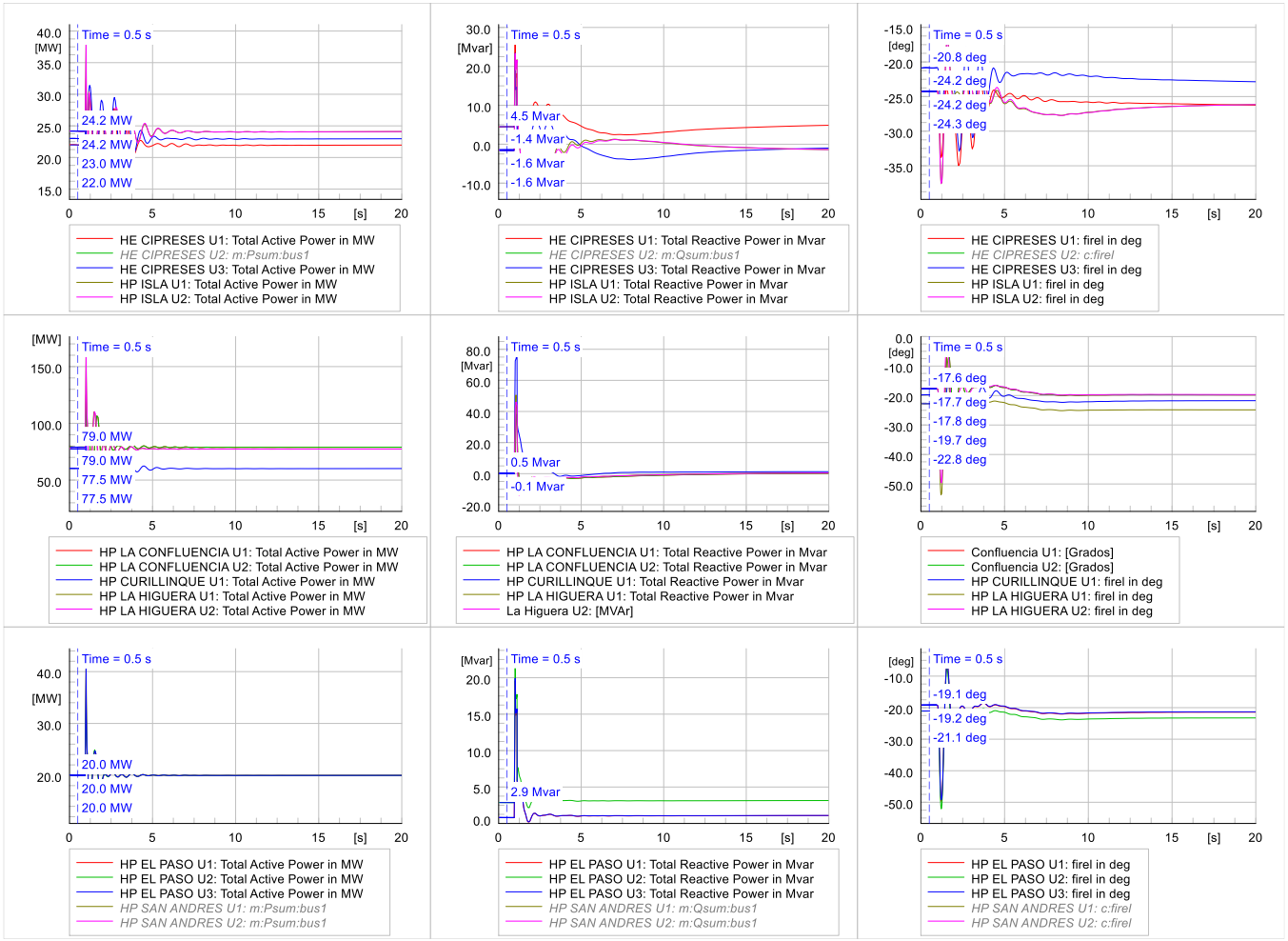
Time = 0.5 s
[MW]
24.2 MW
24.2 MW
23.0 MW
22.0 MW
HE CIPRESES U1: Total Active Power in MW
HE CIPRESES U2: m:Psum:bus1
HE CIPRESES U3: Total Active Power in MW
HP ISLA U1: Total Active Power in MW
HP ISLA U2: Total Active Power in MW
[Mvar]
4.5 Mvar
-1.4 Mvar
-1.6 Mvar
-1.6 Mvar
HE CIPRESES U1: Total Reactive Power in Mvar
HE CIPRESES U2: m:Qsum:bus1
HE CIPRESES U3: Total Reactive Power in Mvar
HP ISLA U1: Total Reactive Power in Mvar
HP ISLA U2: Total Reactive Power in Mvar
[deg]
-20.8 deg
-24.2 deg
-24.2 deg
-24.3 deg
HE CIPRESES U1: firel in deg
HE CIPRESES U2: c:firel
HE CIPRESES U3: firel in deg
HP ISLA U1: firel in deg
HP ISLA U2: firel in deg
79.0 MW
79.0 MW
77.5 MW
77.5 MW
HP LA CONFLUENCIA U1: Total Active Power in MW
HP LA CONFLUENCIA U2: Total Active Power in MW
HP CURILLINQUE U1: Total Active Power in MW
HP LA HIGUERA U1: Total Active Power in MW
HP LA HIGUERA U2: Total Active Power in MW
0.5 Mvar
-0.1 Mvar
HP LA CONFLUENCIA U1: Total Reactive Power in Mvar
HP LA CONFLUENCIA U2: Total Reactive Power in Mvar
HP CURILLINQUE U1: Total Reactive Power in Mvar
HP LA HIGUERA U1: Total Reactive Power in Mvar
La Higuera U2: [MVAr]
-17.6 deg
-17.7 deg
-17.8 deg
-19.7 deg
-22.8 deg
Confluencia U1: [Grados]
Confluencia U2: [Grados]
HP CURILLINQUE U1: firel in deg
HP LA HIGUERA U1: firel in deg
HP LA HIGUERA U2: firel in deg
20.0 MW
20.0 MW
20.0 MW
HP EL PASO U1: Total Active Power in MW
HP EL PASO U2: Total Active Power in MW
HP EL PASO U3: Total Active Power in MW
HP SAN ANDRES U1: m:Psum:bus1
HP SAN ANDRES U2: m:Psum:bus1
2.9 Mvar
HP EL PASO U1: Total Reactive Power in Mvar
HP EL PASO U2: Total Reactive Power in Mvar
HP EL PASO U3: Total Reactive Power in Mvar
HP SAN ANDRES U1: m:Qsum:bus1
HP SAN ANDRES U2: m:Qsum:bus1
-19.1 deg
-19.2 deg
-21.1 deg
HP EL PASO U1: firel in deg
HP EL PASO U2: firel in deg
HP EL PASO U3: firel in deg
HP SAN ANDRES U1: c:firel
HP SAN ANDRES U2: c:firel
[s]

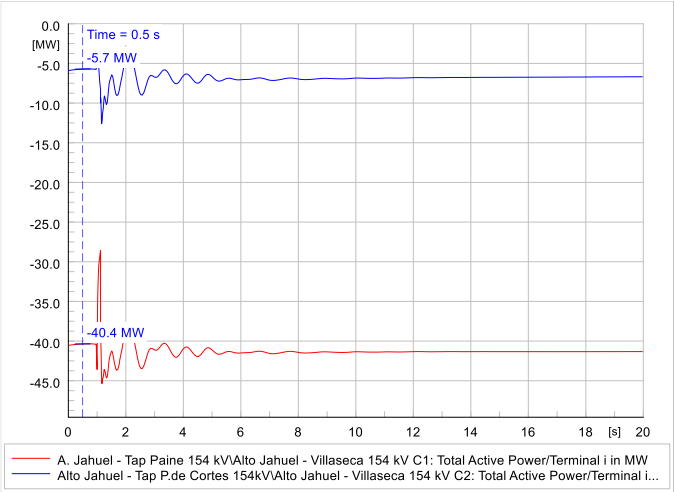
Time = 0.5 s
-5.7 MW
-40.4 MW
[MW]
[s]
A. Jahuel - Tap Paine 154 kV\Alto Jahuel - Villaseca 154 kV C1: Total Active Power/Terminal i in MW
Alto Jahuel - Tap P.de Cortes 154kV\Alto Jahuel - Villaseca 154 kV C2: Total Active Power/Terminal i...

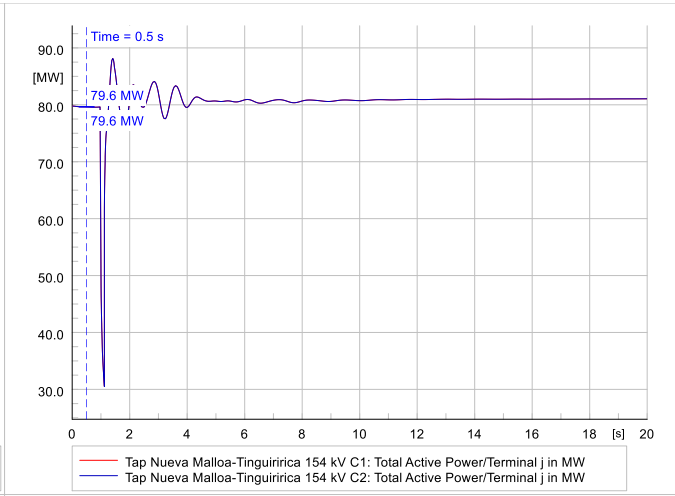
Time = 0.5 s
79.6 MW
79.6 MW
[MW]
[s]
Tap Nueva Malloa-Tinguiririca 154 kV C1: Total Active Power/Terminal j in MW
Tap Nueva Malloa-Tinguiririca 154 kV C2: Total Active Power/Terminal j in MW

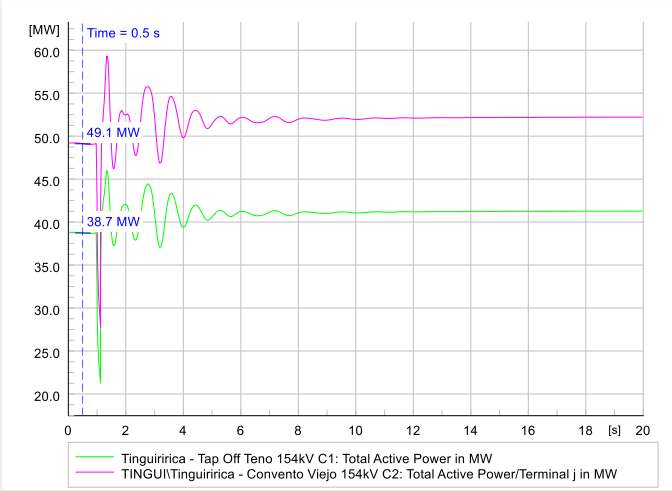
Time = 0.5 s
49.1 MW
38.7 MW
[MW]
[s]
Tinguiririca - Tap Off Teno 154kV C1: Total Active Power in MW
TINGUI\Tinguiririca - Convento Viejo 154kV C2: Total Active Power/Terminal j in MW

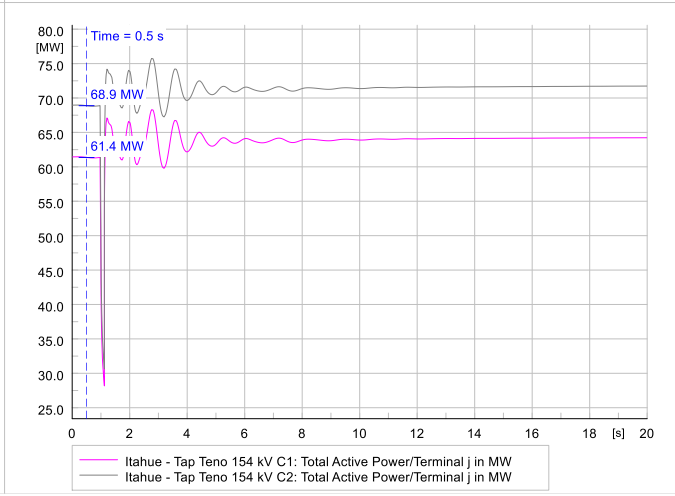
Time = 0.5 s
68.9 MW
61.4 MW
[MW]
[s]
Itahue - Tap Teno 154 kV C1: Total Active Power/Terminal j in MW
Itahue - Tap Teno 154 kV C2: Total Active Power/Terminal j in MW

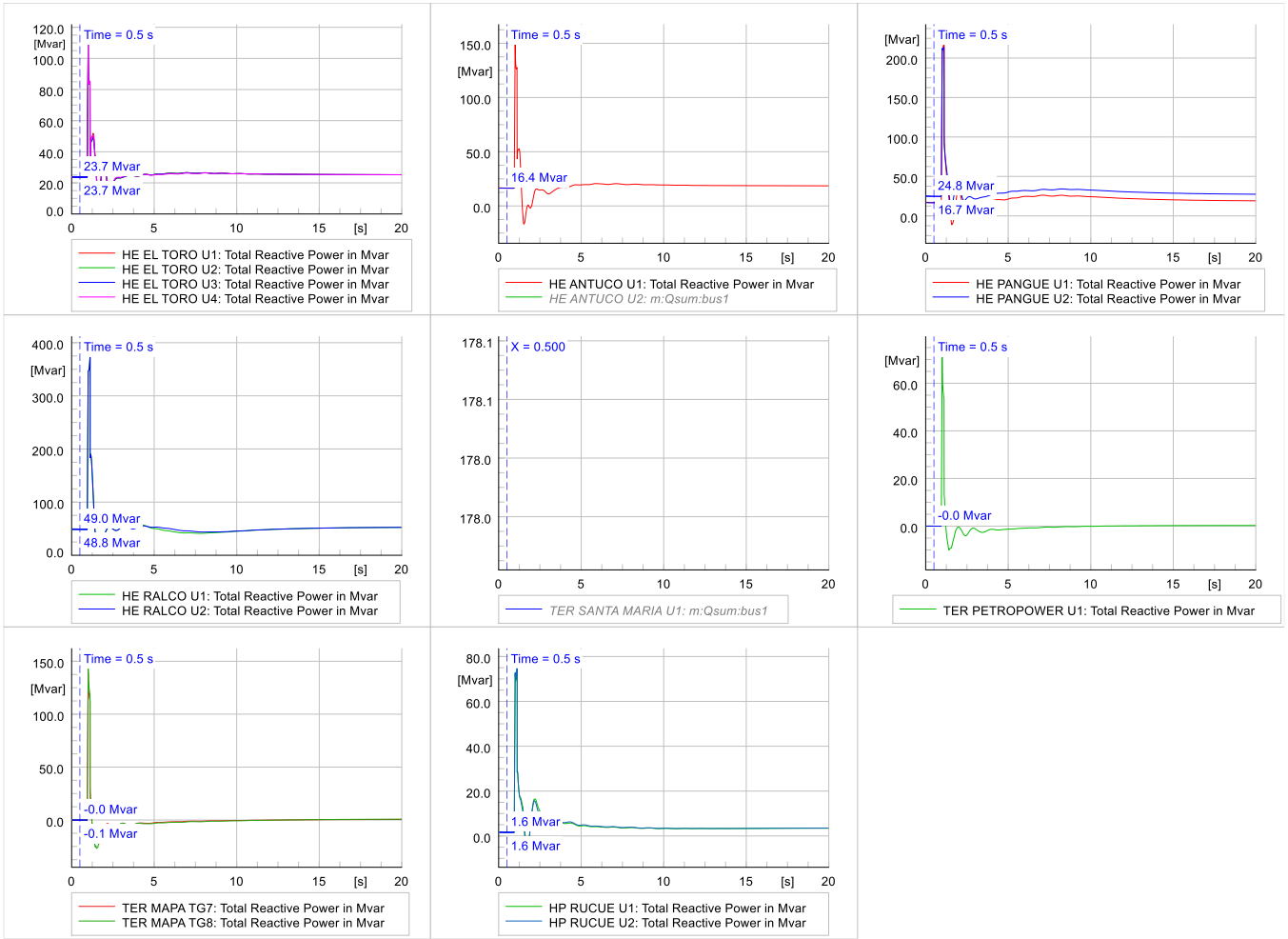
Time = 0.5 s
23.7 Mvar
23.7 Mvar
HE EL TORO U1: Total Reactive Power in Mvar
HE EL TORO U2: Total Reactive Power in Mvar
HE EL TORO U3: Total Reactive Power in Mvar
HE EL TORO U4: Total Reactive Power in Mvar
Time = 0.5 s
16.4 Mvar
HE ANTUCO U1: Total Reactive Power in Mvar
HE ANTUCO U2: m:Qsum:bus1
Time = 0.5 s
24.8 Mvar
16.7 Mvar
HE PANGUE U1: Total Reactive Power in Mvar
HE PANGUE U2: Total Reactive Power in Mvar
Time = 0.5 s
49.0 Mvar
48.8 Mvar
HE RALCO U1: Total Reactive Power in Mvar
HE RALCO U2: Total Reactive Power in Mvar
X = 0.500
TER SANTA MARIA U1: m:Qsum:bus1
Time = 0.5 s
-0.0 Mvar
TER PETROPOWER U1: Total Reactive Power in Mvar
Time = 0.5 s
-0.0 Mvar
-0.1 Mvar
TER MAPA TG7: Total Reactive Power in Mvar
TER MAPA TG8: Total Reactive Power in Mvar
Time = 0.5 s
1.6 Mvar
1.6 Mvar
HP RUCUE U1: Total Reactive Power in Mvar
HP RUCUE U2: Total Reactive Power in Mvar

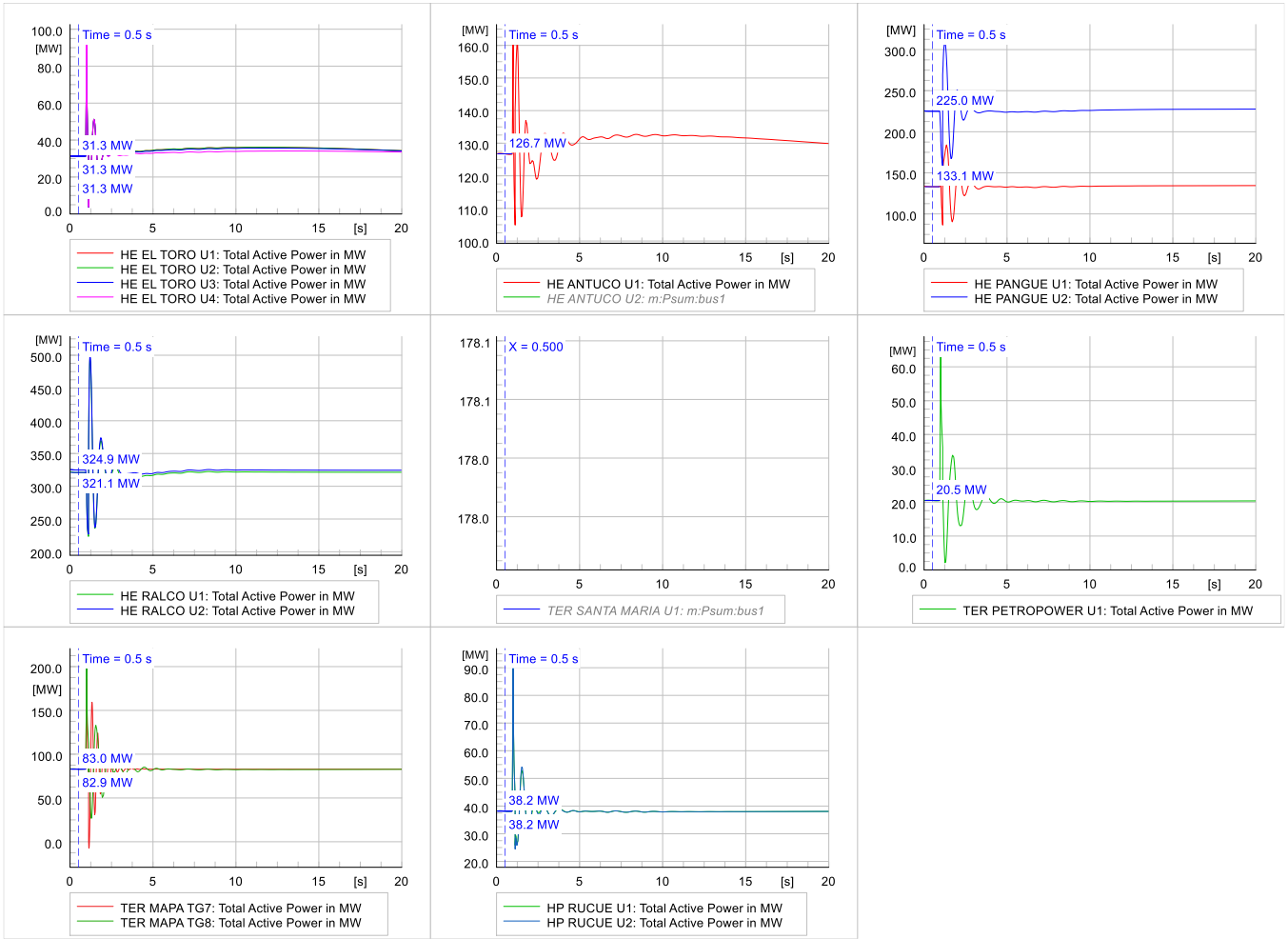
Time = 0.5 s
31.3 MW
31.3 MW
31.3 MW
HE EL TORO U1: Total Active Power in MW
HE EL TORO U2: Total Active Power in MW
HE EL TORO U3: Total Active Power in MW
HE EL TORO U4: Total Active Power in MW
Time = 0.5 s
126.7 MW
HE ANTUCO U1: Total Active Power in MW
HE ANTUCO U2: m:Psum:bus1
Time = 0.5 s
225.0 MW
133.1 MW
HE PANGUE U1: Total Active Power in MW
HE PANGUE U2: Total Active Power in MW
Time = 0.5 s
324.9 MW
321.1 MW
HE RALCO U1: Total Active Power in MW
HE RALCO U2: Total Active Power in MW
X = 0.500
TER SANTA MARIA U1: m:Psum:bus1
Time = 0.5 s
20.5 MW
TER PETROPOWER U1: Total Active Power in MW
Time = 0.5 s
83.0 MW
82.9 MW
TER MAPA TG7: Total Active Power in MW
TER MAPA TG8: Total Active Power in MW
Time = 0.5 s
38.2 MW
38.2 MW
HP RUCUE U1: Total Active Power in MW
HP RUCUE U2: Total Active Power in MW

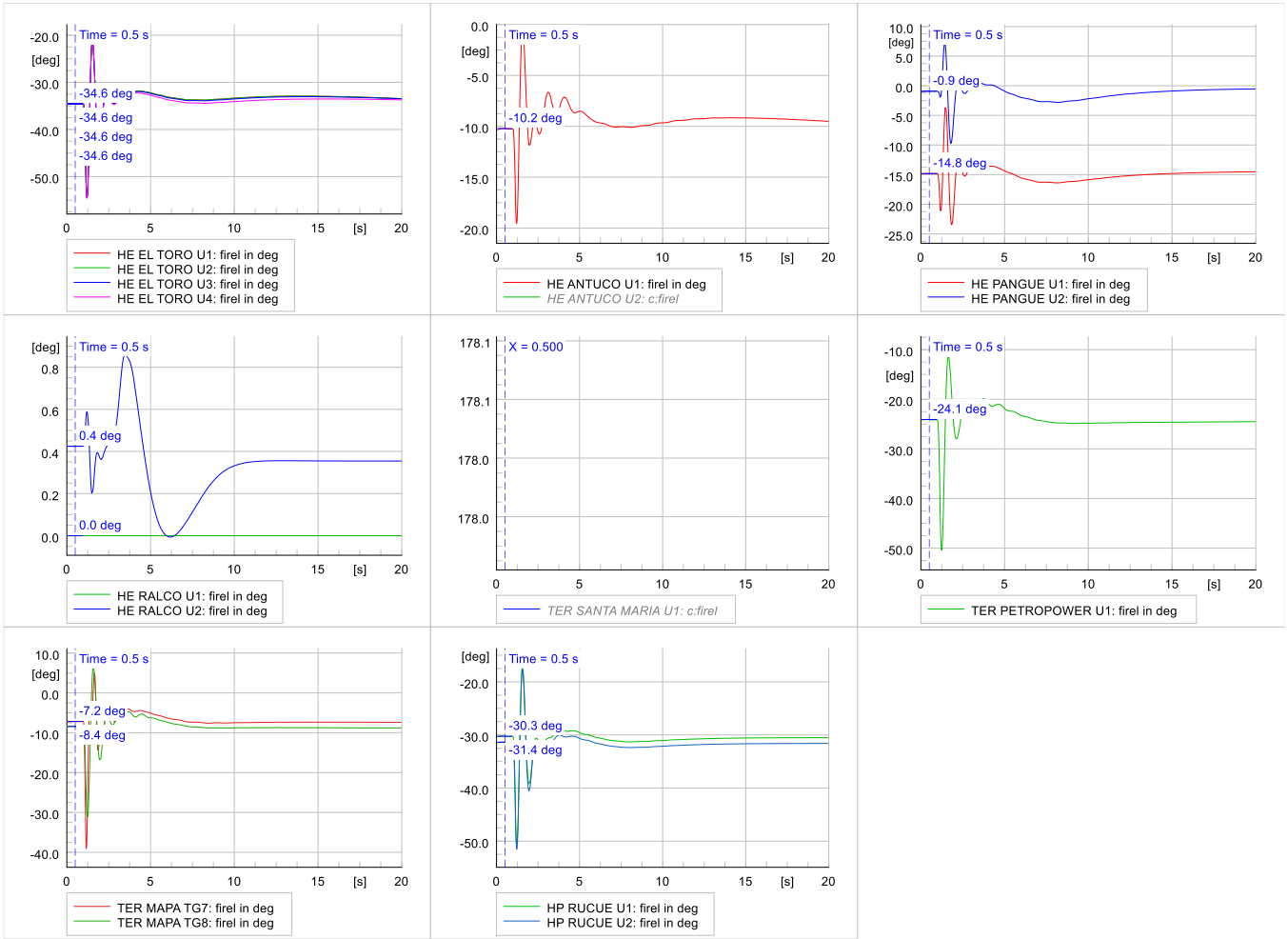
Time = 0.5 s
-34.6 deg
HE EL TORO U1: firel in deg
HE EL TORO U2: firel in deg
HE EL TORO U3: firel in deg
HE EL TORO U4: firel in deg
-10.2 deg
HE ANTUCO U1: firel in deg
HE ANTUCO U2: c:firel
-0.9 deg
-14.8 deg
HE PANGUE U1: firel in deg
HE PANGUE U2: firel in deg
0.4 deg
0.0 deg
HE RALCO U1: firel in deg
HE RALCO U2: firel in deg
X = 0.500
TER SANTA MARIA U1: c:firel
-24.1 deg
TER PETROPOWER U1: firel in deg
-7.2 deg
-8.4 deg
TER MAPA TG7: firel in deg
TER MAPA TG8: firel in deg
-30.3 deg
-31.4 deg
HP RUCUE U1: firel in deg
HP RUCUE U2: firel in deg

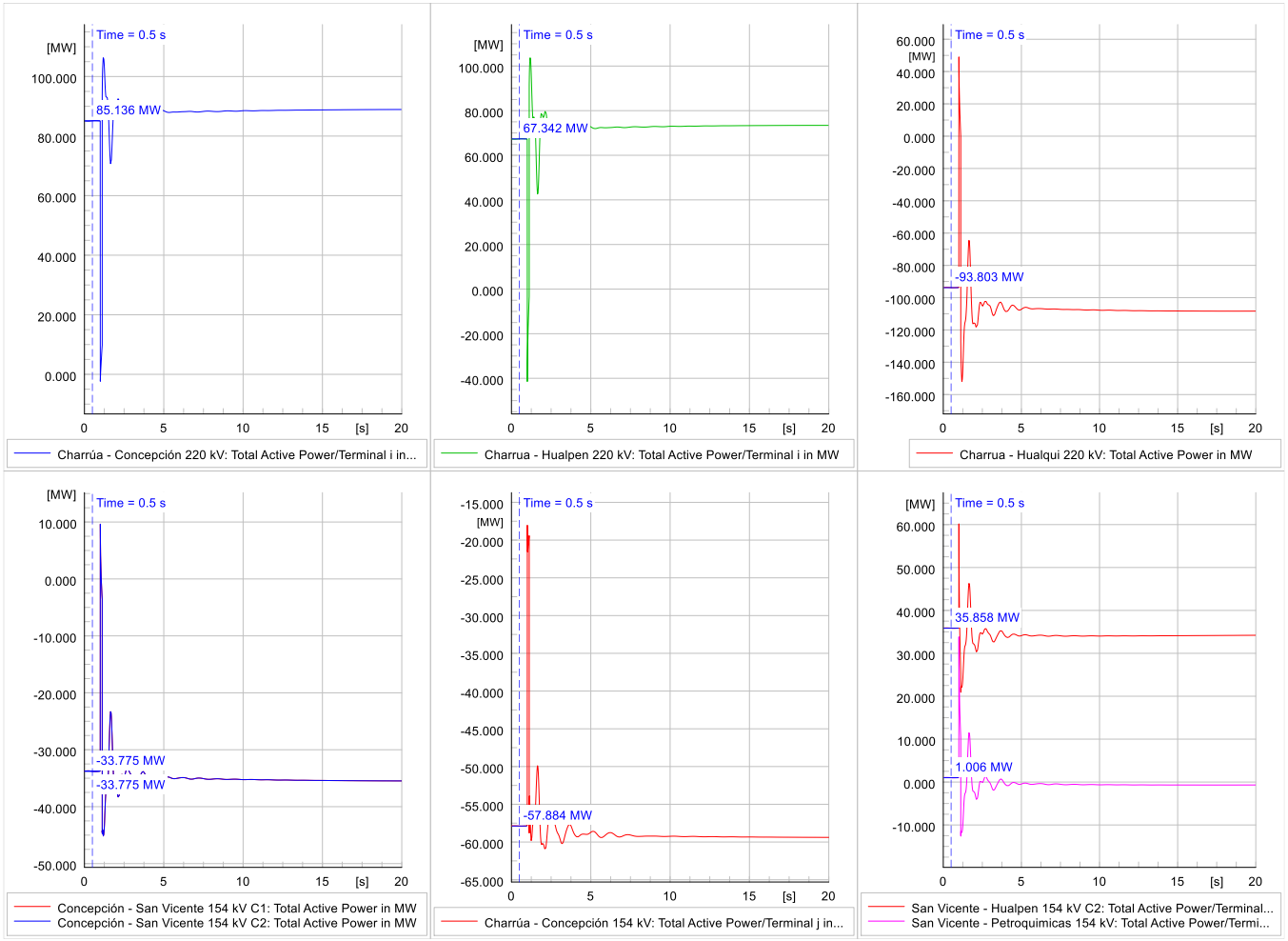
Time = 0.5 s
85.136 MW
Charrúa - Concepción 220 kV: Total Active Power/Terminal i in...
67.342 MW
Charrua - Hualpen 220 kV: Total Active Power/Terminal i in MW
-93.803 MW
Charrua - Hualqui 220 kV: Total Active Power in MW
-33.775 MW
-33.775 MW
Concepción - San Vicente 154 kV C1: Total Active Power in MW
Concepción - San Vicente 154 kV C2: Total Active Power in MW
-57.884 MW
Charrúa - Concepción 154 kV: Total Active Power/Terminal j in...
35.858 MW
1.006 MW
San Vicente - Hualpen 154 kV C2: Total Active Power/Terminal...
San Vicente - Petroquimicas 154 kV: Total Active Power/Termi...
[MW]
[s]

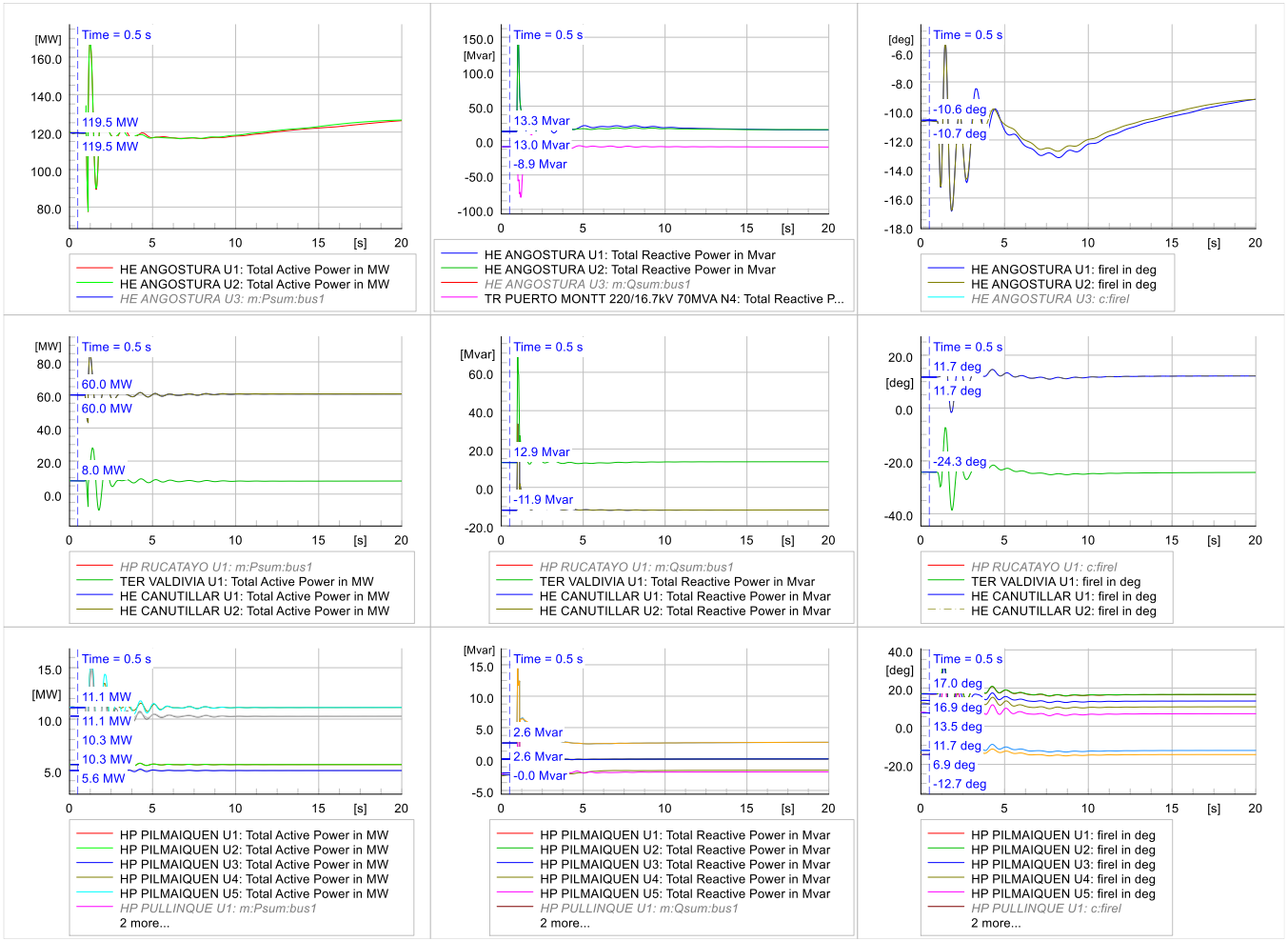
Time = 0.5 s
[MW]
160.0
140.0
120.0
100.0
80.0
119.5 MW
119.5 MW
0
5
10
15
[s]
20
HE ANGOSTURA U1: Total Active Power in MW
HE ANGOSTURA U2: Total Active Power in MW
HE ANGOSTURA U3: m:Psum:bus1
Time = 0.5 s
150.0
[Mvar]
100.0
50.0
0.0
-50.0
-100.0
13.3 Mvar
13.0 Mvar
-8.9 Mvar
HE ANGOSTURA U1: Total Reactive Power in Mvar
HE ANGOSTURA U2: Total Reactive Power in Mvar
HE ANGOSTURA U3: m:Qsum:bus1
TR PUERTO MONTT 220/16.7kV 70MVA N4: Total Reactive P...
Time = 0.5 s
[deg]
-6.0
-8.0
-10.0
-12.0
-14.0
-16.0
-18.0
-10.6 deg
-10.7 deg
HE ANGOSTURA U1: firel in deg
HE ANGOSTURA U2: firel in deg
HE ANGOSTURA U3: c:firel
Time = 0.5 s
[MW]
80.0
60.0
40.0
20.0
0.0
60.0 MW
60.0 MW
8.0 MW
HP RUCATAYO U1: m:Psum:bus1
TER VALDIVIA U1: Total Active Power in MW
HE CANUTILLAR U1: Total Active Power in MW
HE CANUTILLAR U2: Total Active Power in MW
Time = 0.5 s
[Mvar]
60.0
40.0
20.0
0.0
-20.0
12.9 Mvar
-11.9 Mvar
HP RUCATAYO U1: m:Qsum:bus1
TER VALDIVIA U1: Total Reactive Power in Mvar
HE CANUTILLAR U1: Total Reactive Power in Mvar
HE CANUTILLAR U2: Total Reactive Power in Mvar
Time = 0.5 s
20.0
[deg]
0.0
-20.0
-40.0
11.7 deg
11.7 deg
-24.3 deg
HP RUCATAYO U1: c:firel
TER VALDIVIA U1: firel in deg
HE CANUTILLAR U1: firel in deg
HE CANUTILLAR U2: firel in deg
Time = 0.5 s
15.0
[MW]
10.0
5.0
11.1 MW
11.1 MW
10.3 MW
10.3 MW
5.6 MW
HP PILMAIQUEN U1: Total Active Power in MW
HP PILMAIQUEN U2: Total Active Power in MW
HP PILMAIQUEN U3: Total Active Power in MW
HP PILMAIQUEN U4: Total Active Power in MW
HP PILMAIQUEN U5: Total Active Power in MW
HP PULLINQUE U1: m:Psum:bus1
2 more...
Time = 0.5 s
[Mvar]
15.0
10.0
5.0
0.0
-5.0
2.6 Mvar
2.6 Mvar
-0.0 Mvar
HP PILMAIQUEN U1: Total Reactive Power in Mvar
HP PILMAIQUEN U2: Total Reactive Power in Mvar
HP PILMAIQUEN U3: Total Reactive Power in Mvar
HP PILMAIQUEN U4: Total Reactive Power in Mvar
HP PILMAIQUEN U5: Total Reactive Power in Mvar
HP PULLINQUE U1: m:Qsum:bus1
2 more...
Time = 0.5 s
40.0
[deg]
20.0
0.0
-20.0
17.0 deg
16.9 deg
13.5 deg
11.7 deg
6.9 deg
-12.7 deg
HP PILMAIQUEN U1: firel in deg
HP PILMAIQUEN U2: firel in deg
HP PILMAIQUEN U3: firel in deg
HP PILMAIQUEN U4: firel in deg
HP PILMAIQUEN U5: firel in deg
HP PULLINQUE U1: c:firel
2 more...

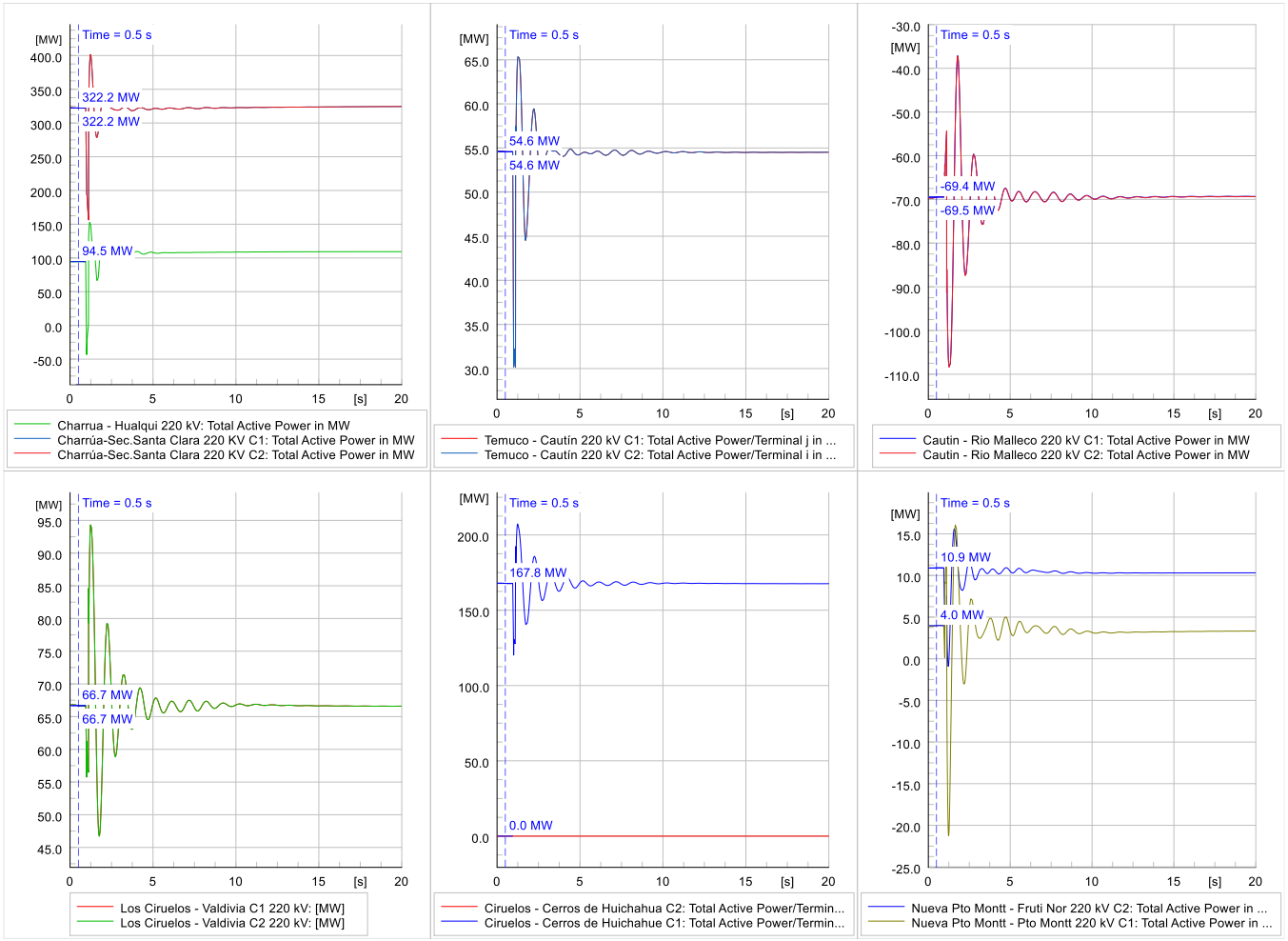
Time = 0.5 s
[MW]
322.2 MW
322.2 MW
94.5 MW
[s]
Charrua - Hualqui 220 kV: Total Active Power in MW
Charrúa-Sec.Santa Clara 220 KV C1: Total Active Power in MW
Charrúa-Sec.Santa Clara 220 KV C2: Total Active Power in MW
Time = 0.5 s
[MW]
54.6 MW
54.6 MW
[s]
Temuco - Cautín 220 kV C1: Total Active Power/Terminal j in ...
Temuco - Cautín 220 kV C2: Total Active Power/Terminal i in ...
Time = 0.5 s
[MW]
-69.4 MW
-69.5 MW
[s]
Cautin - Rio Malleco 220 kV C1: Total Active Power in MW
Cautin - Rio Malleco 220 kV C2: Total Active Power in MW
Time = 0.5 s
[MW]
66.7 MW
66.7 MW
[s]
Los Ciruelos - Valdivia C1 220 kV: [MW]
Los Ciruelos - Valdivia C2 220 kV: [MW]
Time = 0.5 s
[MW]
167.8 MW
0.0 MW
[s]
Ciruelos - Cerros de Huichahua C2: Total Active Power/Termin...
Ciruelos - Cerros de Huichahue C1: Total Active Power/Termin...
Time = 0.5 s
[MW]
10.9 MW
4.0 MW
[s]
Nueva Pto Montt - Fruti Nor 220 kV C2: Total Active Power in ...
Nueva Pto Montt - Pto Montt 220 kV C1: Total Active Power in ...